



PRIVATE UNIVERSITIES IN BANGLADESH AT A GLANCE

1992

The government enacted the Private University Act, 1992.



1992

The first private university, North South University (NSU), was established.

1998

The Private University (Amendment) Act, 1998, amended the 1992 Act.



2010

2010

The Private University Act, 2010, was enacted.

2010

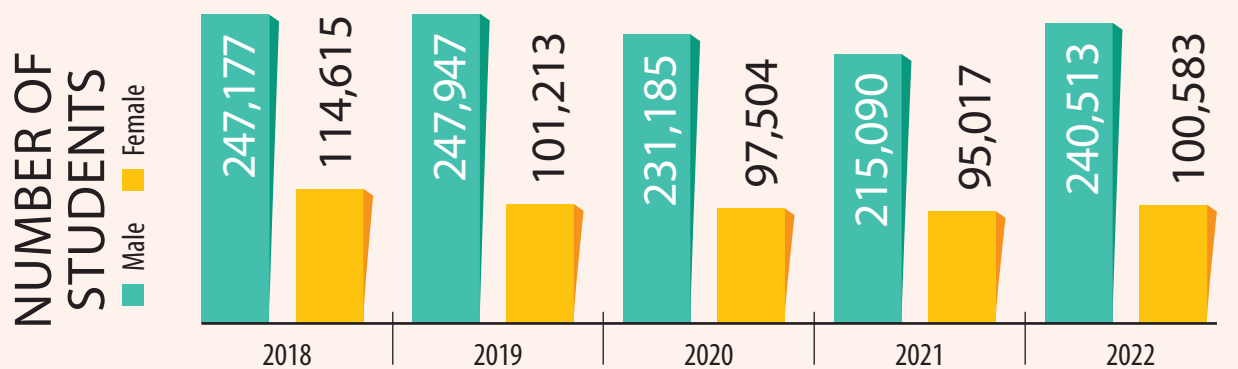
The government ordered private universities to establish their own campuses.



2024

There are 110 UGC-approved private universities in Bangladesh.

NUMBER OF UNIVERSITIES IN BANGLADESH



Expenditure on Research by Private Universities

(Amount in Lac Taka)

| Year | 2019-20 | 2020-21 | 2021-22 |
|-------------|---------|---------|-----------|
| Expenditure | 11,173 | 11,988 | 13,931.48 |

DIVISION WISE PRIVATE UNIVERSITIES IN BANGLADESH

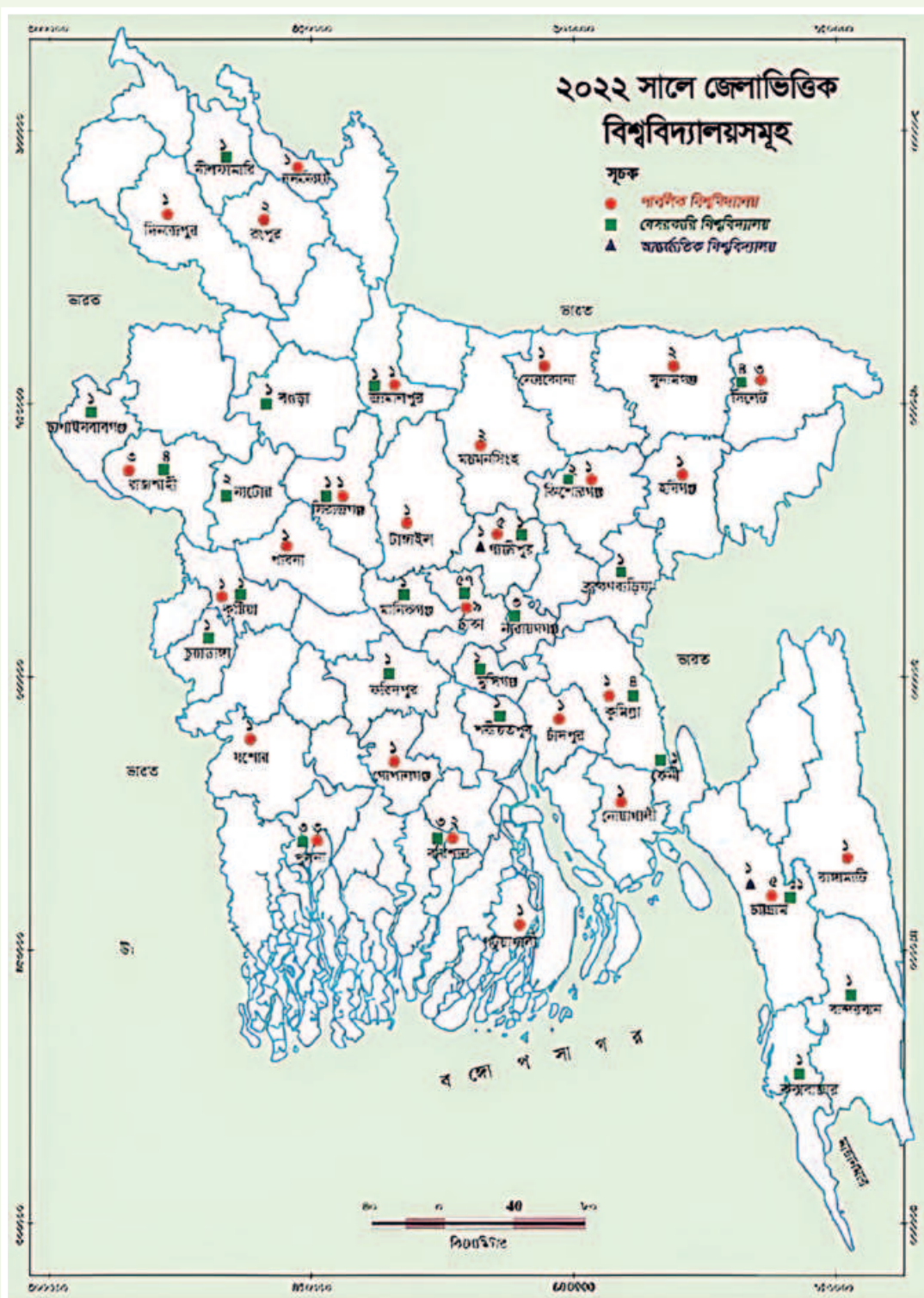
| Division | Number of Private University |
|--------------|------------------------------|
| Dhaka | 69 |
| Chattogram | 17 |
| Rajshahi | 9 |
| Khulna | 5 |
| Barishal | 3 |
| Sylhet | 5 |
| Rangpur | 1 |
| Mymensingh | 1 |
| Total | 110 |

NUMBER OF TEACHERS IN PRIVATE UNIVERSITIES

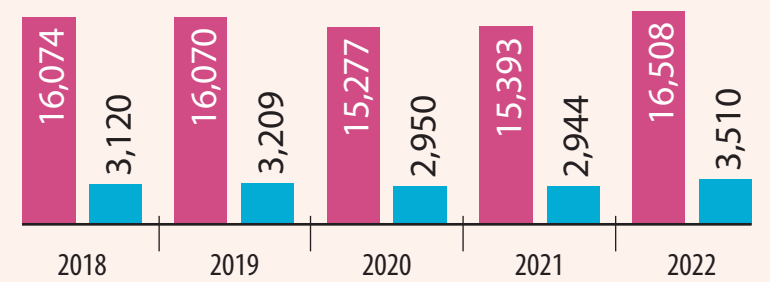
| Gender | Number of Teachers | Ratio of Teacher and Student |
|--------|--------------------|------------------------------|
| Male | 11,341 | 1:21 |
| Female | 5,167 | |
| Total | 16,508 | |

SOURCE: UGC ANNUAL REPORT 2022

THE UNIVERSITY MAP OF BANGLADESH



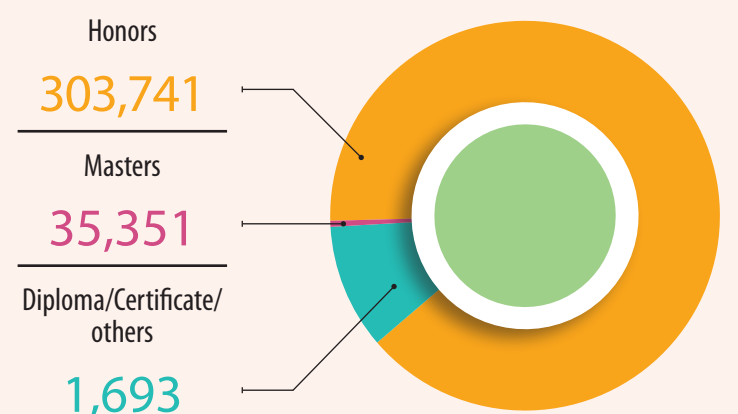
Comparative Number of Degree-based Teachers in Private Universities in the Last Five Years



NUMBER FOREIGN STUDENTS

| | |
|------|-------|
| 2013 | 1,612 |
| 2014 | 1,643 |
| 2015 | 1,548 |
| 2016 | 1,927 |
| 2017 | 1,977 |
| 2018 | 1,386 |
| 2019 | 1,467 |
| 2020 | 1,550 |
| 2021 | 1,604 |
| 2022 | 1,287 |

NUMBER OF DEGREE-BASED STUDENTS IN PRIVATE UNIVERSITIES



FACULTY-WISE NUMBER OF STUDENTS IN PRIVATE UNIVERSITIES

