


ACTUAL BUDGETARY EXPENDITURE

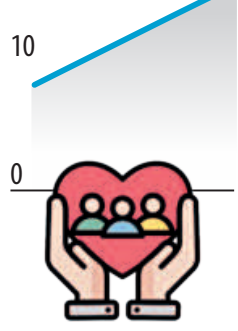
WHICH SECTORS HAVE GOT HIGHEST PRIORITY? (FY09 TO FY22)

In % of total spending


TRANSPORT AND COMMUNICATION



PUBLIC SERVICES



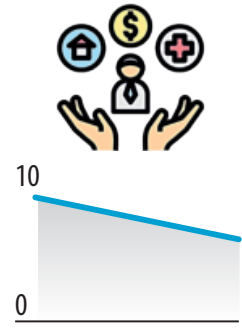
EDUCATION




SCIENCE AND ICT



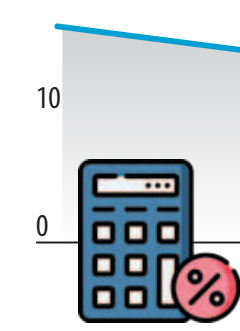
SOCIAL SECURITY AND WELFARE



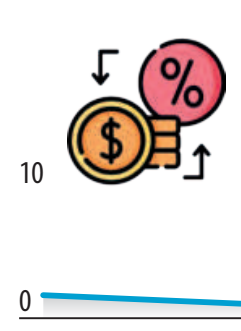
AGRICULTURE



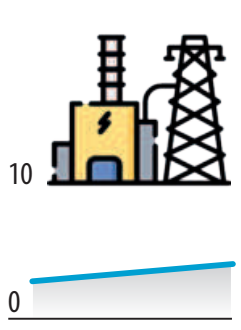
INTEREST PAYMENT (DOMESTIC LOANS)




INTEREST PAYMENT (FOREIGN LOANS)



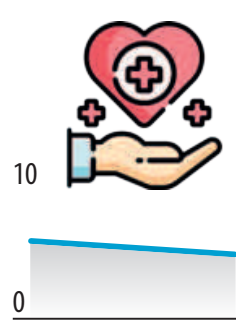
FUEL AND ENERGY



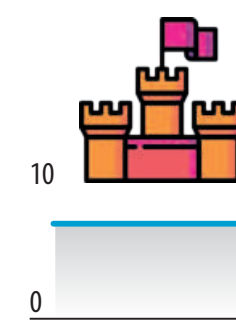
LOCAL GOVT AND RURAL DEVELOPMENT




HEALTH



DEFENCE SERVICES




PUBLIC ORDER AND SAFETY



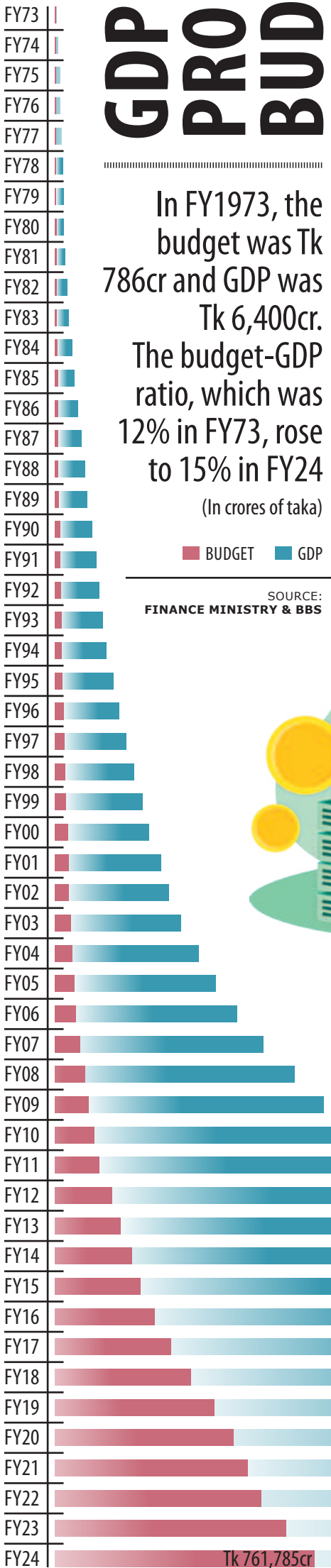
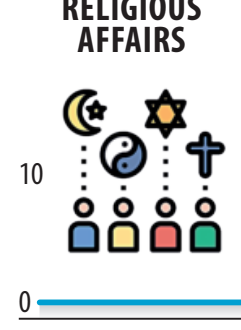
HOUSING



LOANS & ADVANCES AND OTHERS



RECREATION, CULTURE, AND RELIGIOUS AFFAIRS



In FY1973, the budget was Tk 786cr and GDP was Tk 6,400cr. The budget-GDP ratio, which was 12% in FY73, rose to 15% in FY24 (In crores of taka)

BIG NUMBERS

ECONOMIC GROWTH

FY24: 5.82% (PROVISIONAL) ↑
FY23: 5.78%



ANNUAL AVERAGE INFLATION


April 2024: 9.73% ↑
April 2023: 8.64%



FOREX RESERVES

\$18.72bn ↓
as per the IMF calculation method (May 29, 2024)

\$23.56bn
(July 12, 2023 when BB adopted IMF formula)



REMITTANCES (July-April period)

FY24: \$19.11bn ↑
FY23: \$17.71bn



EXPORT (July-April period)

FY24: \$47.47bn ↑
FY23: \$45.67bn



IMPORT (July-March period)

FY24: \$45.6bn ↓
FY23: \$53.9bn



TAX COLLECTION (July-April period)

FY24: Tk 2.89 lakh crore ↑
FY23: Tk 2.5 lakh crore

