

VOLUME 23, ISSUE 4, TUESDAY, JUNE 27, 2023  
ASHAR 13, 1430 BS

Star

# Life

Style

s@yahoo.com  
Islam Aven

publication of The Daily Star

# It's kaftan SEASON!

DRESSING FOR THE SEASON **P4-7**  
EID STYLING IDEAS

PAN-ASIAN CUISINE **P9**  
REVIEW OF UGOCHI

ROMANTIC GETAWAYS **P10**  
PLACES TO VISIT AS A COUPLE

PHOTO: ADNAN RAHMAN ♦ MODELS: ISHA, JESSIA, EFA ♦ MUA: SUMON ♦ STYLING: MAHMUDUL HASAN MUKUL  
WARDROBE: IZHAAR BY ISHA (SIGNATURE COLLECTION)





# Festive Getaway

Top shoppers win  
round way air tickets

Dhaka-Kathmandu and Dhaka-Kolkata

At all outlets and aarong.com  
Offer valid till 28<sup>th</sup> June

## Aarong's special offer on Eid ul Azha

Aarong has recently launched its 'Festive Getaway Campaign' for all its customers. Shop for Tk 3,000 or more at Aarong or their website, aarong.com and enjoy an exciting Tk 1,000 off on your flight tickets or hotel bookings from GoZayaan.com. Additionally, two top shoppers during the campaign period will win

complimentary round-way air tickets from Dhaka-to-Kathmandu and Dhaka-to-Kolkata!

The 'Festive Getaway Campaign' ends on 28 June 2023, and the coupons will remain valid until 31 August 2023.

Some of the conditions that apply are —  
The minimum purchase value per

transaction to avail Tk 1,000 discount coupon is Tk 10,000 or above. To redeem the coupon, the customer has to visit gozayaan.com or download GoZayaan app and book any domestic or international flight or hotel.

The offer is applicable for both flight and hotel bookings but the coupon cannot

be clubbed with any other ongoing offer at GoZayaan. The offer is also applicable only for card payments except EMI & Net Banking.

Only one coupon can be used once during checkout.

For any query, please call 09678444777 (10:00 am to 8:00 pm)

 us on
  /Sandalina

ঐতিহ্যের আর এক নাম আধুনিকতা  
ঠিক যেসব রূপচর্চায় আভিজাত্য ঘাটেই

# স্যান্ডালিনা

## সোপ

রূপচর্চায় আভিজাত্য...








#PERSPECTIVE

# What washing dishes teaches you

Ever thought there would be life lessons from washing dishes? From the grime and soap there could be little bubbles of wisdom that could shape your life. Well, that is what this article will hope to demonstrate. How a menial mindless task can be so intricate and what are the golden nuggets of sagacity that hide amongst the kitchen sink? If anything, this should help to motivate and prepare you to tackle that mountain of dishes like a pro with



pans. Life lesson to take from here is: When problems are mounting up and you are stressed out, deal with the small problems first then come to the bigger ones that will take longer to solve.

## Taking matters into your own hands

Washing dishes teaches a great deal about responsibility and accountability. When you finish washing that pile of dishes and set everything down, you will get a sense of ownership and fulfilment. No one will clean up your dishes but you yourself and the same goes for life. Being responsible about your life decisions and accountable for them will build strong character and discipline that will help you in life immensely.

## Time conquers the toughest problems

Sometimes when you are doing the dishes, there is always one utensil that is so difficult to clean that it takes a literal physical strain on you. No matter how much elbow grease you put behind cleaning, it just stays there. The best thing to do ironically is to leave it for some time under some warm water so it breaks down, therefore, making it easier to clean. The same principle works in life. Take a step back when faced with unsolvable tasks. Oftentimes, time will solve the problem for you.

By Abdul Warith Khan  
Photo: Collected

## Lemon Bright Liquid Dish Wash of Quazi Enterprises Ltd.

### Patience is key

Washing dishes can be stupendously boring. It's really such a thing that you do not actively think while doing it, you just do. But over time, it instils in you the power to persevere. The lesson to take from here is that great things take time and effort to achieve in life. The simple chore of dishwashing reminds you to be steadfast on your journey in the face of countless obstacles pushing beyond your limit even when the road seems endless. The rewards are worth it, in the kitchen and beyond.


### Attention to detail

Dishwashing demands paying attention to a lot of small details. You can just loosely

rinse everything and leave them be as it is. You need to focus on every glass, plate, and utensil that you are washing and be meticulous while cleaning them. This behaviour lets you appreciate the little things in life. The same attention to detail method can be applied at work or during a project or just for personal growth. As you wash away the grime, you notice the beauty that shines beneath the surface.

### Divide and conquer

Whenever there are dishes to clean, it is a jumble of mixed-sized objects sitting in the sink. Both large and small, laying there mocking you. The pressure can build up quite fast. Take a deep breath and separate the dishes according to ease of cleanliness. Start with spoons and forks then clean your way into large pots and





**WE BUILD QUALITY**

## ঝকঝকে খালাবাসন চকচকে অফারে!








৬০০ মি. লি.  
কন্টেইনার- এর সাথে  
২৬০ মি. লি.  
রিফিল প্যাক

ফ্রি

আকর্ষণীয় অফারটি পাওয়া যাচ্ছে-




সহ আপনার নিকটস্থ জেনারেল স্টোরে

কাজী এন্টারপ্রাইজেস লিমিটেড

#LemonBrightLiquidDishWash | www.quazienterprises.com



#FASHION &amp; BEAUTY

# Mastering the art of coatee styling

Coatee is unisex outerwear, which can be viewed as the subcontinent's answer to coats and other fashionable outerwear commonly seen in the West. Interestingly, coatees do have their roots in the military outfits of the British and Americans. To this day, the coatee remains part of the highland dress, paired with tartan kilts, which is the traditional dress of the Highlands and Isles of Scotland.

In Bangladesh, coatee is synonymous with traditional outerwear. They are short outerwear jackets, bearing resemblance to vests and cropped blazers.

They can also be long, similar to shrugs but have more structure. Coatees come in all sleeve lengths. These pieces are adorned with different kinds of embellishments such as dense embroidery, appliques, mirrorwork, patchwork, zardozi, and many more. They can be buttoned up, tied, or left as is. It is a piece of garment that can be fused into both Western wear and deshi outfits.

Depending on the coatee, the outfits can be styled in a multitude of ways. For men, wearing coatees as waistcoats over panjabis can lend an air of elegance to their ensembles.







These coatees can have artistic prints or single-coloured ones, but ensure that it pairs really well with the panjabi. This can be an excellent look for the dawats during Eid ul Azha.

For looking effortlessly casual, wear a long coatee with long sleeves over the classic combo of T-shirts and pants and/or jeans. Cropped tops or co-ord sets with coatees are also wonderful choices. Accessorise the look with statement earrings and hoops along with funky tote bags, geometric-shaped bags, or bamboo to showcase the fact that you are a true fashionista. This look is a wonderful way to have layers even in the scorching heat of the summer.

Coatees can also serve as elegant outerwear for weddings and parties of similar gravity. Short coatees with full sleeves look beautiful and elegant combined with saris and lehengas. Doing a sleek bun with the look will make you look more sophisticated. Choose classic colour combinations like black and gold when styling this way.

Heavily embellished and embroidered coatees go well with kameezes and kurtis.

They can be without sleeves and donned with long sleeve kameez and kurti. Other alternatives could be full-sleeve or half-sleeve coatees. This combination will give you the traditional desi look of your dreams.

However you choose to wear coatees, large statement earrings and traditional hoops look the best. High buns, high ponytails, and braided buns work well with almost all styles of coatee. For necklaces, chokers, or simplistic dainty statement necklaces ensure that the neck area does not seem too cluttered, throwing off the whole look.

Footwear of all kinds and designs works well with coatees. But avoid wearing boots as they can make the look stuffy. For deshi embroidered kameez and kurti fits, juttis will work as an excellent complement.

**By Maliha Arosha Hasan**  
**Photo: Adnan Rahman**  
**Models: Isha, Jessie, Efa**  
**MUA: Sumon**  
**Styling: Mahmudul Hasan Mukul**  
**Wardrobe: Izhaar by Isha (Signature Collection)**





# How to style KAFTANS for EID



Newsflash — kaftans are back in style. And is there a better occasion than Eid to wear them? Kaftans are comfortable, breathable, and stylish. Their designs are influenced by both Middle Eastern and subcontinental cultures but do not think kaftans are limited in their long and loose interpretations. They have evolved into very stylish tops for youngsters and teenagers along with kaftan-style jackets.

Kaftans have been the symbol of bohemian fashion. This baggy garment with no defined sleeves has truly stood the test of time and geography. Seen on the royal courts of the Ottoman Empire, kaftans transcended borders reaching Africa, Russia, and even Europe.

Depending on how it's designed, kaftans can range from casual and comfortable to luxurious and gorgeous. It can give the vibes of a beautiful summer vacation in the Moroccan villas to going to the most extravagant wedding of your friend. No matter how it is designed, you are bound to feel both stylish and comfortable in this gem of attire.

Kaftans can be printed with large, geometric prints or florals and can have tie-dyes, embroidery or zardozi stone embellishments. There is ample room to play around with its styling. Designers experiment with their lengths, sleeves, and neckline. V-necks, boat necks, squared or ballooned sleeves, long kameezes or shorter resort wear, the kaftan enhances any chosen style.

Kaftan tops can be worn with skinny or straight-cut jeans and pants or black opaque tights. Depending on the colour of the top, the bottom can either be similar or contrasted. Avoid wearing baggy or looser-fit bottoms as this will make the ensemble look ill-fitting and awkwardly voluminous.

Since kaftans are very loose, wearing a belt on the waist will provide more structure to the body silhouette. The belt can be simple and chic with one colour or it can have embellishments similar to the kaftan. Fabric belts made of the same fabric as that of the kaftan will also



provide unity to the fit.

Kaftan style jackets pair beautifully with t-shirts, cropped tops and co-ord sets. Jumpsuits can also be an excellent addition. Wearing kaftan jackets over the casual dressing formula of a T-shirt with straight pants or jeans provides a bohemian edge.

No look is complete without accessories. Kaftans can serve as a wonderful outlet to go crazy with jewellery. You can wear large necklaces as belts with your kaftans. There are no limits when it comes to jewellery. From beaded pieces to jewellery made of clay and fabric to antique-style oxidised silver jewellery, there is truly no way to go wrong. Just make sure that the jewellery is appropriate for

the occasion and pairs well with the colour and design of your outfit.

For casual summer-friendly kaftans, a wonderful accessory would be a hat. Kaftans with perfectly bamboo braided large hats with large rims will ensure that you become the most effortlessly stylish person on the beach. Complete the fit with a bohemian tote or a fabric patchwork handbag.

The best hairdo with kaftans is to let it be open. Let the hair move around in seamless rhythms of the air. Whether the hair is straight, wavy or curly, keeping the hair open makes you look much more relaxed.

For footwear, slides, and flat sandals complete the whole bohemian aspect of the look. If the kaftan is dressed for parties and contains luxurious stones and embellishment, opting for shiny and embellished heels, either in high heel or kitten heel styles will give the wearer some height and more definition in the look. Stone-encrusted clutches work wonderfully with such looks.

No matter how you choose to style and wear your kaftan, be sure that you will be one of the most stylish individuals walking in that room.

**By Maliha Arosha Hasan**  
**Photo: Adnan Rahman**  
**Models: Isha, Jessia, Efa**  
**MUA: Sumon**  
**Styling: Mahmudul Hasan Mukul**  
**Wardrobe: Izhaar by Isha (Signature Collection)**







#FOOD &amp; RECIPES

# Ugochi: Where culinary fusions thrive

Late afternoon casts a golden hue over the city as families and friends gather at Ugochi, a captivating pan-Asian restaurant nestled amidst the vibrant tapestry of life in Dhaka's Gulshan-2 area. As I step through the threshold, a symphony of tantalising aromas dances in the air, beckoning me further into this gastronomic haven.

The maestro behind Ugochi, an industry veteran with over a decade of experience, expressed a burning desire to embark on a culinary adventure with Pan-Asian cuisine. Recognising Bangladesh's rich tapestry of culinary offerings, the restaurateur aspired to push the boundaries and craft a menu that transcends the conventional. Thus, Ugochi was born, a manifestation of a culinary symphony where Japanese, Thai, Indian, and even Kolkata's distinctive noodles harmonise in perfect unison.

Traditionally, Japanese cuisine tends to shy away from fiery spices, but at Ugochi, they dared to weave elements of spiciness into their dishes, granting patrons an unexpected yet delightful twist.

An array of delectable creations emerged from their kitchen, including experimental delights such as dumplings infused with wild mushrooms and tantalising crab meat. However, the path to perfection was paved with countless trials and errors. The dedicated team at Ugochi meticulously fine-tuned their culinary experiments, ensuring that each creation tantalises the taste buds with divine precision. Such is the epitome of culinary creativity: the willingness to take risks and revel in the exhilaration of the unknown.

To curate this symphony of flavours,

Ugochi skilfully harnesses ingredients from diverse cultural origins. However, the endeavour to source locally is a principle dear to their hearts. While certain rare treasures like truffles necessitate international procurement, they strive to utilise local sources for most of their spices and ingredients. Yet, the scarcity of certain brands often poses an intriguing challenge, as it significantly impacts the taste of the dishes. This realisation has prompted Ugochi to re-evaluate its entire sourcing process, ensuring its commitment to quality remains unwavering.

Ugochi's appreciation for local vendors extends beyond its ingredients. Recognising the importance of a symbiotic relationship, they recognise that choosing local suppliers is vital for any restaurant's sustenance. Not only does it bolster the regional economy, but it also guarantees the ease of sourcing ingredients, granting Ugochi the ability to create dishes of exceptional quality.

Navigating the volatile landscape of ingredient prices proves to be a formidable task for Ugochi. Even local products have experienced significant price hikes, rendering the task of maintaining reasonable menu prices increasingly complex. The delicate balance between

offering a remarkable dining experience and ensuring economic feasibility is an ongoing debate within the Ugochi team as they strive to strike a harmonious equilibrium.

Ugochi, both in name and interior, evokes a vibrant and jubilant ambience synonymous to pan-Asian culture. Team Ugochi envisions a space where celebrations thrive, and the vibrant hues adorning the walls and furnishings embody this vision. As the soul of pan-Asian cuisine envelops the air, the enchanting atmosphere at Ugochi elevates every gathering into an unforgettable experience.

Crafting the menu itself had its share of struggles. Ugochi encountered the professional challenges prevalent in Bangladesh, necessitating the assistance of a foreign chef well-versed in the intricate nuances of fusion cuisine. Translating the vision onto a plate required an extraordinary understanding and synergy between the culinary team.

Since its grand opening, Ugochi has garnered an effervescent response from its patrons. The food has captivated palates, leaving a trail of satisfied customers who have become regulars. The resonance of their creations with discerning taste buds

is a testament to Ugochi's dedication to culinary innovation and excellence.

Beyond a mere culinary affair, Ugochi aspires to create memories etched in the hearts of its patrons. With every bill paid, the guests will reminisce about a symphony of flavours that danced upon their palates, leaving an indelible mark of delight. Ugochi prides itself on presenting unique dishes to evoke an insatiable craving for its exceptional creations.

Ensuring accessibility to a broader audience, Ugochi endeavours to transcend niche markets and foster an atmosphere of casual dining, where families, friends, and all those with an appreciation for pan-Asian cuisine can revel in the flavours that Ugochi so masterfully crafts.

As twilight descends upon the city, Ugochi is a testament to culinary ingenuity's triumph. Culinary fusions transcend boundaries in their vibrant embrace, captivating all who venture within. Ugochi invites you to savour the journey, indulge in the symphony of flavours, and discover a pan-Asian haven where cherished memories are made.

**By K Tanzeel Zaman**  
**Photo: K Tanzeel Zaman**



#CAREERS

# The power of networking for your career

## BUILDING PROFESSIONAL CONNECTIONS

In this digital age and increased connectivity, it is quintessential to build a strong professional network to succeed. A strong network helps you to advance in your desired industry and provides access to new and fresh opportunities. Below, we explain the significance of networking and how you can venture out to build a professional network.

### What is networking?

Networking is the exchange of ideas and information which involves interacting and connecting with other people for mutual benefit, often in an informal social setting. It is a powerful and inexpensive way to explore opportunities with stakeholders and participants of an industry and its interconnected fields.

### Why is networking important?

Networking is an excellent tool for professionals and business owners to both access and create opportunities, facilitating the exchange of values. By networking, you can expand your circle of acquaintances, increase your visibility in the industry, learn about new job opportunities, have access to mentoring from senior experienced professionals, and keep up to date with the latest news and trends in your industry.

For business owners, networking can lead to new sales opportunities, especially for business-to-business (B2B) ventures. It

can also lead to recruitment leads, gaining important business contacts to fill in important roles, and learning more about standard industry practices, different business strategies and values, and the latest innovations in the field.

### Building a valuable network: Attend career fairs and networking events

In order to meet new people, it is important to step out and attend events. But simply showing up is half the battle. When in attendance, try to chat and mingle with new people. Discuss common topics and try to find a common ground that will serve to form a valuable authentic connection. You can find information about such events on social media platforms such as Facebook and LinkedIn. You can also reach out to your alumni network and events, or get in touch with your contacts to remain informed of the latest events.

### Be confident

Networking can seem daunting, especially for introverts. However, it is important to overcome this fear to achieve success in networking endeavours. Even if you don't feel as confident internally, be sure to remain calm, collected and maintain a confident demeanour. Be self-assured, stand straight, maintain eye contact, shake hands, smile, and be your authentic self.

### Formulate a game plan

Before going out to network, try to understand your aim in attending such events and figure out how much money and time you can spend realistically to participate. Get clear on what talents, strengths, skill sets and connections you can bring to the table. Map out what you want to talk about and how you can help others, either now or in the future.

### Create an elevator pitch

Even if it sounds off-putting, creating an elevator pitch will smooth out the awkwardness of new conversations and help you be more confident. Craft a 30-second speech, consisting of your personal information, and business interests. Include three key points to help others understand your perspective. If needed, write down the pitch in a document and update timely. Practice your speech delivery to be more efficient in forging connections.

### Be generous

Seasoned networkers will be able to sense the stench of desperation from a mile away. When networking, instead of asking how the other party can benefit you, ask yourself what you bring to the table. Be open, friendly, and honest. Be a good listener and make sure that you communicate your availability to help them out if and when needed.

### Create a business card

A great way to establish a meaningful connection is by exchanging business cards. Create a memorable and attractive business card with proper contact information so that your new connections can reach out to you. Make sure to exchange business cards with prospective contacts. However, never forget the adage "quality over quantity." Your main focus should be forging meaningful networks, not racking up as many business cards as you can.

### Leverage social media and emails to stay in touch

Use LinkedIn to connect with your professional peers across companies within your industry. After the event, do not hesitate to send out a nice thank you message or email to the contacts, as a follow-up. If you have been able to establish common ground, message them once a month with interesting news and other links on said shared topic(s). It can also be a good idea to arrange meetups occasionally with these contacts. Most importantly, do not forget to follow through on any promises made. You can also use social media to join different networking groups to attend their events.

By Maliha Arosha Hasan  
Photo: Collected







#TRAVEL

# Top 5 places in Bangladesh to visit as a couple

When you think of places in Bangladesh, inevitably Cox's Bazar comes to mind with its pristine beaches and tropical climate, however if you are looking for places to visit as a couple, there are quite a few that will make sure you will have a serene getaway with your spouse. Here are the top 5 places in Bangladesh that you can visit with your partner.



## Tanguar Haor boat hotels

The second largest wetland in Bangladesh and located in Sunamganj district, Tanguar Haor is the perfect place to be if you want to get lost in a haven for wildlife. Its scenic spots with waterfalls, hills, and forests surround the water body, and without a doubt, the best way to experience all that is by staying in a boat hotel. These hotels are floating cottages that offer you comfortable accommodation coupled with breath-taking views of the haor. So, get lost into the tranquillity of the wilderness by experiencing the haor in a boat hotel.

## Tea gardens of Sreemangal

Dubbed the tea capital of Bangladesh, this is the place to be for couples who love to get lost in lush greenery and afterwards, a reminiscence by enjoying warm cups of tea. There are a lot of

tea gardens in this area where you get to see the greenery. So why not pack your bags, hop from one tea garden to another, and experience the magic of tea gardens together with your partner? There are also other places you can visit like Lawachara National Park, Madhabpur Lake, and so on.



## Gazipur and its array of resorts

Close to Dhaka, Gazipur is the most convenient place to visit for a relaxing getaway, if you visit any resort there. You can enjoy being right in the middle of nature while experiencing luxury accommodations, because while it is fun to have a busy time going from one place to another, ultimately spending quality time together at a spa and having a candlelight dinner under the sky might just be the kind of romantic time you want to spend with your significant other.

## Ratargul Swamp Forest and Lalakhal

The freshwater swamp forest of Ratargul in Sylhet, is a unique ecosystem hosting various kinds of plants and animals, and the kind of place you can just marvel at its beautiful biodiversity. Taking a boat ride through this place with your partner will make you see just how wonderful nature feels up close. Close to Ratargul, Lalakhal is the riverine destination where you can see the change of the colour of water depending on seasons and sunlight, making it a perfect destination for couples snapping pictures under the moonlight.

## Teknaf Wildlife Sanctuary

The Teknaf Wild Sanctuary is your ultimate destination if you want to have a dash of adventure in your romantic getaway. You can go on hiking, camping, or just enjoy the wildlife. Covering an area of 11,615 hectares, this is a haven for some of the rare and endangered species of animals and plants, so you will get to see how beautiful nature is if it's preserved in the right way.

**By Feda Al Hossain**  
**Photo: Collected**



# Alternative uses of dish detergents

Dish detergent, often confined to its humble post at the sink, possesses a remarkable array of cleaning abilities that extend far beyond the realm of dirty dishes. Its gentle yet effective nature makes it a superior alternative to harsh chemicals, especially considering the convenience of having a readily available supply tucked beneath your sink. Prepare to be amazed by the versatile applications of this sudsy elixir as we delve into novel ways to utilise it in your quest for a sparkling home.

## Erase greasy stains on clothes

Picture this: a dreaded salad dressing stain tarnishes your favourite shirt. Fear not, for dish detergent holds the key to vanquishing unsightly rings from your collar. Massage a small amount of this miraculous soap into the stain, allowing it to permeate the fabric. Finally, rinse with water to witness the stain's hasty retreat. Even delicate fabrics such as washable wool and silk, which tremble under the might of laundry detergents fortified with stain-fighting enzymes, can be treated with this soap without fear of harm.

## Clean your kitchen and bathroom floors

Behold the alchemical transformation of just two teaspoons of dish soap mixed with a pail of warm water into a potent floor cleaner. Revel in its efficacy as you apply this solution to your tile or vinyl flooring. However, be cautious when treading upon hardwoods, for the moisture may incite the boards to assume unnatural forms.

## De-grime patio furniture

As the sun beckons you to enjoy the great outdoors, take a moment to restore your outdoor tables and chairs to their former glory. Begin by preparing a basin of warm water infused with a few drops of dish detergent, granting it the power to conquer grime. With the aid of your trusty garden

hose, unleash a cascade of refreshing water to rinse away the remnants of dirt, revealing the gleaming potential beneath.

## Shine your jewellery

Unlock the secrets of radiant adornments with a simple concoction of dish soap and effervescent seltzer. Allow the delicate bubbles to assist you in the pursuit of gleaming brilliance. Immerse your cherished ornaments in the embrace of this elixir for a fleeting five minutes, enabling the soap to infiltrate even the most confined crevices. To banish any stubborn debris, delicately agitate the jewellery within the soapy suds, employing a gentle toothbrush as your ally.

## Clean hairbrushes and combs

Combat the residue accumulated from grooming products and oily hair with a luxurious sudsy blend. Create a potion by combining a few drops of dish soap with warm water, invoking its cleansing prowess to restore your hairbrushes and combs to pristine condition. With a stroke of your hand, they shall once again become beacons of untangled magnificence.

## Remove stains on carpeting

When unsightly stains threaten the harmony of your carpet, fear not, for a remedy lies within your grasp. Prepare a solution by dissolving one tablespoon of dish soap in two cups of warm water, ensuring its gentle touch protects the delicate fibres. Employ a clean white towel as your faithful accomplice, soaking it in this wondrous elixir and delicately blotting the stain until it surrenders, relinquishing its hold on the fabric. Then, with the grace of a



maestro, sponge the area with cold water before employing a fresh cloth to dry away any remnants of moisture.

## Wipe down kitchen cabinets

In the fervour of culinary creation, your kitchen cabinets may fall victim to unsightly grease, mirroring the plight of your loyal utensils. Fear not, for dish soap shall be your guiding light in this endeavour. Prepare a cleansing concoction by blending the soap with warm water within the confines of a spray bottle. Envelop your cabinets in this purifying mist, ensuring no crevice is left untouched. Afterwards, embrace a well-wrung towel to remove any trace of grime, bidding farewell to the evidence of your gastronomic triumphs.

## Remove oil spots on concrete

In the vast expanse of your garage, a blemish may mar the pristine surface of the concrete. Fear not, intrepid soul, for a remedy awaits. Sprinkle the resilient

stain with the noble aid of baking soda, bestowing it with the power to absorb unwanted oils. Then, fortified by the force of dishwashing solutions, wield a trusty plastic brush to scrub away the remnants of stubbornness. Patiently allow this elixir to work its magic, permitting a few hours of rest before repeating the process until the stain bows to your unwavering determination.

Discover the transformative potential of dish detergent, transcending its traditional confines to become an indispensable ally in your quest for cleanliness. Embrace its gentle touch and harness the power of cleanliness that lies within this unassuming liquid. From stained clothes to gleaming jewellery, and from soiled floors to revitalised outdoor furniture, the versatility of this sudsy wonder will leave you awestruck. Expand your horizons, and let the magic of dish detergent permeate every corner of your home, unveiling a realm of sparkling serenity.

By K Tanzeel Zaman  
Photo: Collected





#DECOR

# Transform your living room this Eid

Your living room is more than just a space for relaxation and entertainment—it is a canvas upon which your unique style and personality can be beautifully expressed, especially on Eid ul Azha. By thoughtfully curating the elements that adorn this sacred haven, you can create an ambience that reflects your taste and elevates your living experience. Embark on a journey of artistic expression as we unveil expert tips and creative ideas to help you decorate your living room with panache and sophistication for this Eid.

## Establish a Vision

The first step in any design endeavour is to establish a vision for your living room. Consider the atmosphere you wish to create—do you envision a serene oasis, a vibrant social hub, or a fusion of contemporary and traditional elements? Define your desired colour palette, style, and mood to serve as the guiding light for your decorative choices.

## Harmonise with colours

Colours hold immense power in shaping the ambience of a room. Opt for a colour scheme that resonates with your personal aesthetic. Cool, soothing tones such as soft blues or greens can create a calming retreat, while bold, vibrant hues like fiery reds or royal purples can infuse energy and drama. Experiment with accent walls, upholstery, and accessories to strike a harmonious balance.

## Luxuriate in fabrics

Adorn your living room with sumptuous

fabrics that exude elegance and comfort. Incorporate plush sofas and armchairs upholstered in velvets or rich linens for a touch of opulence. Layer your furniture with tactile throws, silk pillows, and textured rugs to create a cosy sanctuary that beckons relaxation.

## Illuminate with style

Lighting is an art form that can dramatically enhance the ambience of your living room. Embrace a multi-dimensional approach by combining various sources of light. Install a statement chandelier or pendant light as a captivating centrepiece. Accentuate artwork or architectural features with well-placed spotlights. Complete the scene with soft, ambient lighting from the floor or table lamps to create a warm and inviting atmosphere during the evening.

## Masterful furniture placement

The arrangement of furniture can significantly impact the flow and functionality of your living room. Strike a delicate balance between aesthetics and functionality by considering the room's layout. Create intimate conversation areas by arranging seats in cosy clusters. Anchor the space with a captivating coffee table or ottoman as a focal point. Allow for ease of movement and ensure that furniture does not obstruct natural light or impede traffic flow.

## Artistic statements

Infuse your living room with captivating artwork that speaks to your soul. Curate a gallery wall with an eclectic mix of



paintings, prints, and photographs. Experiment with different sizes, frames, and styles to create a visually stimulating display. Sculptures, decorative mirrors, and unique art installations can also add an element of intrigue and sophistication.

## Nature's serenade

Bring the beauty of nature indoors to create a harmonious connection with the outside world. Introduce potted plants, fresh flowers, or even a vertical garden to infuse your living room with vibrant greenery and a breath of life. Nature's presence will not only purify the air but also imbue the space with a sense of tranquilly.

## Textural delights

Delve into the realm of textures to add

depth and visual interest to your living room. Incorporate a mix of smooth, rough, and tactile surfaces. Adorn walls with textured wallpaper or exposed brick. Introduce woven baskets, leather accents, or velvet draperies to create a sensory feast that delights both the eyes and fingertips.

## Reflective elements

Maximise the perception of space and light by strategically placing mirrors in your living room. Mirrors not only add a touch of glamour but also create the illusion of a larger and brighter space. Experiment with different shapes and sizes, and position them to reflect natural light or highlight specific architectural details.

## Personal touches

Lastly, infuse your living room with elements that reflect your personal journey and cherished memories. Display cherished mementoes, treasured books, or heirlooms that carry sentimental value. Incorporate bespoke elements, such as handmade ceramics or custom artwork, that tell your unique story and make the space truly yours.

With these expert tips and creative ideas, you possess the tools to transform your living room into an exquisite oasis that showcases your impeccable style and evokes a sense of pride. Embrace the journey of interior design, and let your living room become a haven where beauty, comfort, and self-expression intertwine in perfect harmony.

By K Tanzeel Zaman

Photo: Collected

হোক শুরু  
নতুন কিছু

HATIL ৫-১০% পর্যন্ত ছাড়

স্মিতির স্মিত  
মূর্তি হয়ে থাকুক স্মৃতিময়

hatil.com | info@hatil.com | 0967877777

১২ মাস পর্যন্ত  
ইউএমজিআই সুবিধা

BRAC BANK

MTB

NMB Bank

JAMUNABANK

MECHINA BANK

Prime Bank Limited  
a bank with a difference

ONE Bank

COMMERICAL BANK

aibl

DHAKA BANK

HATIL