


# No computer for video editing? No problem.

JOYITA FARUK

Did you ever watch a YouTube vlog and get inspired to make a snappy edit where the beat hits the scene just right, but you don't have the expensive software or a powerful computer to execute it?

Do not despair - your smartphone is here to the rescue. Seriously, apps have come a long way since the heavily filtered selfies era of 2012. The best part about these apps is that they're all free (with ads).

With that said, here are the 3 best video editing apps on the Google Play Store right now:

**YouCut**

Two words: no watermark. This app is awesome for beginners. The user interface makes it easy to trim, crop and add some fun effects. One unique thing about it is that you can add a background of any colour in the size of Instagram stories or a square-perfect for all your social media needs.


**VLLO**

Add as many clips as you want and after arranging them, pinch it to perfection with the beat of the music. Arranging is so smooth on this app, which is the most vital task in the beginning. There are also some free transitions, sound effects and animated templates for your use. You can literally see your video come alive in VLLO.

**ActionDirector**

This one lets you pinpoint areas of a clip to speed up or slow down. You can also repeat or reverse sections, however, each effect can only be used once per clip. Yet, it is super handy.

If you're new to editing, just remember the basics- arrange the clips according to your vision and use the music as a guide to trim or change the speed of the clips. You can read up on some common transitions and effects, and then watch videos for inspiration. The best way to learn is by doing-so experiment and see what you come up with!



# Killer iOS apps for DRAWING

E RAZA RONNY

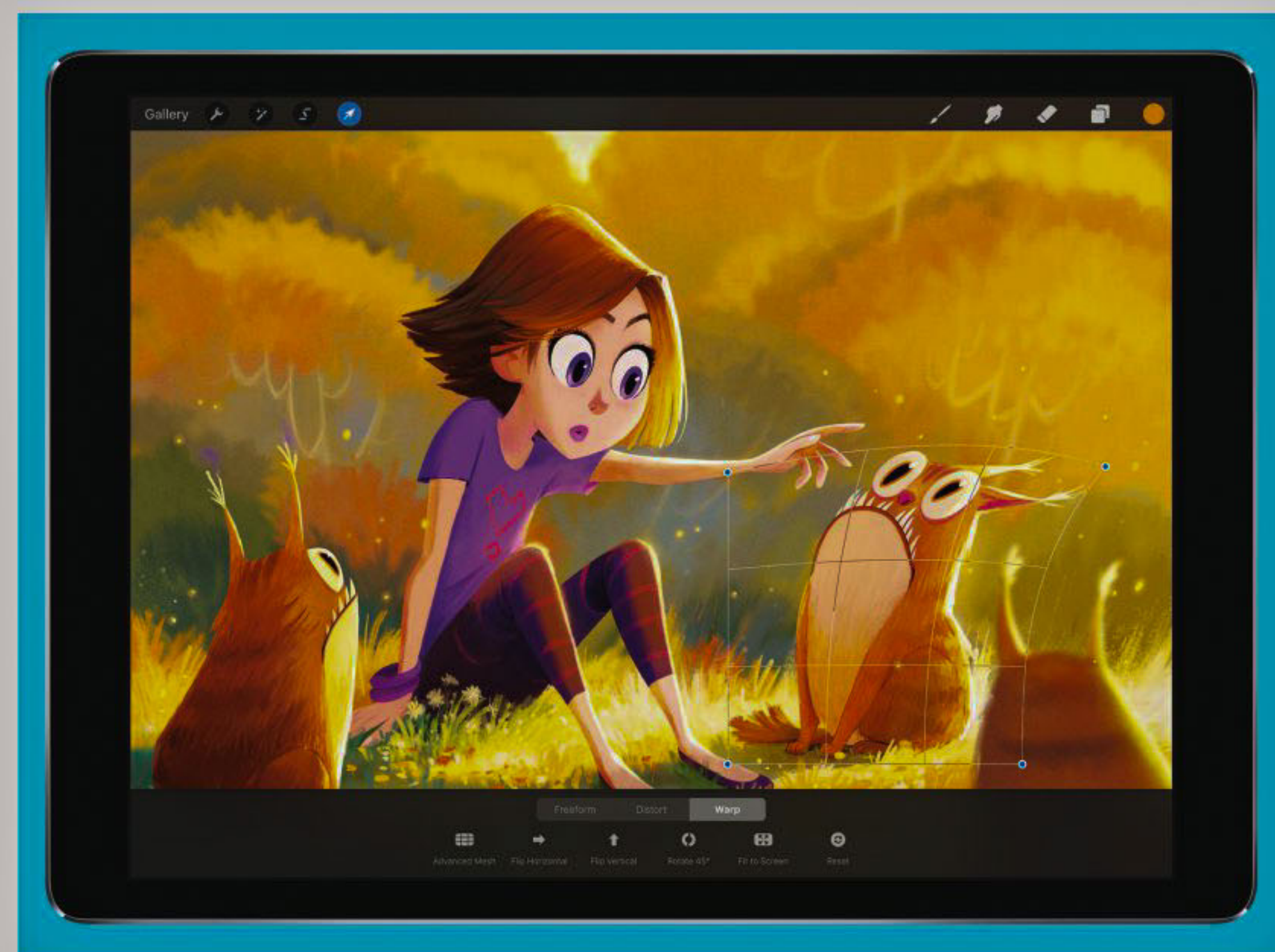
**Vectornator X**

**What?** Draw high quality vector images which are great for designers because vectors can be scaled to any size without loss of quality.

**Can a kid use it to shame grown-ups?** It was designed by a 10-year old so, yes. Almost anyone can use it, whether they are noobs or experts who will curl up and die if you refer to fuchsia as hot pink. It's made to be drawn with touch but also has Apple pencil support. Win-win.

**Can I conquer the world?** You get auto-tracing feature that let you quickly and effortlessly vectorise images. Also, unlimited layers.

**Need a bank loan?** Free for iOS users.

**Procreate**

**What?** Powerful drawing app for professionals as well as someone who wants to only appear cool like an artist. You know that guy at office meetings, right?

**How easy to use?** This is just like using pen and paper. Fewer features than AutoDesk or Photoshop but with what it has, you won't need anything else.

**Can I impress the artsy ladies?** It has brushes that you can instantly adjust, edit and remake indefinitely. App allows you to smoothen your strokes. You get clean lines even while sitting on top of a diesel truck. The only issue being layers get limited as you increase the canvas size.

**Cost?** One-time \$9.99.