

# Art for people who cannot draw

SUBAITA FAIROOZ

On many occasions I have sat down with a vision in my head to draw something but every time I picked up the pencil or the brush to paint, I failed miserably. Meanwhile, I saw the eloquently detailed sketches and paintings of my friends and wanted nothing more than to have their talents. I remember being the only girl in grade seven art class who got punished because she never submitted a single work.

Sure, I still loved looking at paintings and even watched the occasional Bob Ross tutorial, but I had not picked up a single painting tool in almost seven years. This was until I took a dive into the endless pool of YouTube videos. I watched with awe as artists created these beautiful masterpieces that fell into the realm of true artwork but the techniques used were much simpler.

## KNIFE PAINTING

For those who are wondering why or how to use a knife to paint, it's not what it sounds like. There are artists' tools called palette knife; they can be used to mix paint or apply them to the canvas. The other thing you will need are oil paints or acrylic paints; just put dollops on the canvas and let your palette knife do the trick by spreading the colours in whichever direction you please. The more colourful the better but make sure that



you do not use too many dark colours that are on opposite ends of the spectrum as that may result in the formation of dull colours. A YouTube channel where you can fully understand this technique is SurajFineArts.

## ACRYLIC POUR PAINTING

It is not so much the technique as the preparation process that is slightly more complicated than that of its predecessor. What you will need for this are disposable plastic cups of any size, acrylic paints, any type of medium, water and a canvas. The trick with this technique lies in how much of the medium and how much water is being used as you want to get to the right consistency to pour the paint without losing its integrity. One piece of advice would be to first test out your desired consistency on cheaper art supplies rather than jumping straight onto expensive canvas since there is a learning curve to reach your desired consistency.

## MIXING TECHNIQUES

One good way to do this is through the use of masking tapes. You want to start by spreading your desired colours on the canvas using acrylic paint and brushes. To create texture, you use the stippling motion with your brushes or use a sponge dipped in a little bit of paint to dabble that across the canvas. However, the fun part comes when you can create geometric shapes by taping over the canvas, leav-



ing certain areas empty to be painted by different colours. Once you take the tapes off, you have not only created shapes but different textures as well.

Other than these techniques, there are a couple of really simple ones like making collages or origami. When it comes to art, there has never been a hard and fast rule

about what is right or wrong; just sit with a canvas and unleash your inner artist. And just like Bob Ross always said, 'There are no mistakes, just happy accidents.'

*Subaita likes cats and dogs and everything that hops, send her your favourite animal pictures at [subaita.fairooz@gmail.com](mailto:subaita.fairooz@gmail.com)*

# UTILISING YOUR UNIVERSITY RESOURCES

*Apart from education, your university will also be providing you with certain other facilities that can help you with your studies and future. These resources are common in almost every university and are provided for the welfare of the students.*




PHOTO: KAZI TAHSIN AGAZ APURBO

FAISAL BIN IQBAL

## LIBRARY

Your university courses will require you to go through piles of books every semester. There will even be courses where you need more than one book. Given that these books will only be of use for that one particular course and will become useless once you are done with it, it is certainly not in your best interest to purchase all these books. This is where your university library comes into play. Over there, you are bound to find the books recommended by your course instructor. There should be enough for everyone and each title will have a few different editions as well. Not only academic books, your library will also contain novels, magazines, research papers and a lot of other reading materials that cannot be accessed unless you are a student of that university.

## ONLINE REPOSITORIES

No matter how large your library is, it is still limited by physical space. An online repository, however, is limitless in a way. The large volume of books, papers and notes it can hold in the digital space will overshadow even the largest of libraries. Repositories consist of e-books, research papers, notes and other course materials you might need. It also functions as an archive of academic papers written by students and members of the faculty, which can be very useful for students at the time of their research.

## RESEARCH FACILITIES/OPPORTUNITIES

As a university student, you will be introduced to the world of research by your seniors and faculty members. This is the perfect time for you to choose a field of interest and just jump into it. At your university, you will be able to receive the guidance of your mentors as they show you the path to your research interest and provide you with the necessary skillset to further achieve your cause. Special lab and equipment facilities should be available for you to use. You can even work as a research assistant to boost your knowledge and your resume.

## WORKSHOPS AND SEMINARS

Workshops and seminars will only be of use when you participate in them with sincerity. During your time at the university, you will come to know of different workshops and seminars being organised by the different clubs of your university or by outside organisation. The topics discussed in these events are not usually covered in a broad aspect due to the limited amount of time. However, if you can grasp even a little bit of the teachings, it will help you in the long run. Attend such events only when you are interested and not just for the sake of attending. These sessions are usually free of cost but the values imparted in most of these events are quite valuable.

Your university may not have all the mentioned facilities, but proper use of any of them could get you an advantage in your academics.