







UNICEF BANGLADESH ROHINGYA RESPONSE: TARGETS AND RESULTS

PROGRAMMES		2018 REVISED TARGETS		UNICEF RESULTS
		Refugee	Total ²	2017/2018 ³
	NUTRITION			
	Children aged 0 to 59 months treated for SAM	24,000	24,546	25,643
	Children aged 6-59 months received Vitamin A	187,576	236,252	250,628
	HEALTH			
	Children under five who received primary healthcare services in UNICEF supported facilities	46,440	86,440	141,879
	Children (aged 1 year and over) and adults who have received oral cholera vaccine	815,000	950,000	1,779,232 ⁴
	WATER, SANITATION & HYGIENE			
	People with ongoing access to safe drinking water	400,000	600,000	323,900
	People with access to latrines and washing facilities	400,000	600,000	409,150
	CHILD PROTECTION & GENDER-BASED VIOLENCE			
	Children reached with psychosocial support services	210,000	300,000	149,587
	Children at risk identified and receiving case management services	7,000	10,000	4,395
	EDUCATION			
	Children aged 4 to 14 years enrolled in emergency nonformal education	151,765	202,279	115,029
	18 years old teachers trained to support improved learning	3,449	4,119	2,762
	COMMUNITY OUTREACH			
	People reached through information dissemination and community engagement on life-saving behaviours and available services	300,000	300,000	330,000
	Adolescent girls and boys engaged to provide life-saving information and referral to services as change agents	10,000	15,000	8,630

¹ UNICEF Bangladesh and partners
² Includes beneficiaries from host community
³ From September 2017 to July 2018
⁴ Total doses of OCV vaccine administered during campaigns conducted in October 2017, November 2017, and March 2018.

Source: UNICEF SitRep 19 July 2018