

Capital Market Highlights:

INDEX April 03 2014

Broad Index DSE SHARIAH DSE 30

DSE: 4621.22769 (+) 0.55% | 1008.46816 (+) 0.68% | 1670.15057 (+) 1.44%

All Share CSE CSCX CSE 30

CSE: 14241.5474 (+) 0.59% | 8959.0522 (+) 0.64% | 11963.5382 (+) 0.90%

Turnover

DSE: 3.53% Tk 5,180.64 Million

CSE: 5.23% Tk 369.41 Million

CSCX: 3.12% Tk 5,550.04 Million

Market Cap.

DSE: 0.73% Tk2,318.44b

CSE: 0.94% Tk2,207.50b

CSCX Index

Bank

Index: 36666
Chn.: 0.34%
TO (MTK): 431.40
Chn.: 3.07%
EPS: 59.90
PE: 3.53

Finance

Index: 21077
Chn.: -0.30%
TO (MTK): 197.26
Chn.: 51.44%
EPS: 25.78
PE: 18.88

Invest

Index: 4955
Chn.: 0.18%
TO (MTK): 69.05
Chn.: 2.47%
EPS: 10.25
PE: 8.89

Engg

Index: 6451
Chn.: 0.02%
TO (MTK): 408.33
Chn.: 4.87%
EPS: 29.42
PE: 22.09

Capital Gainers

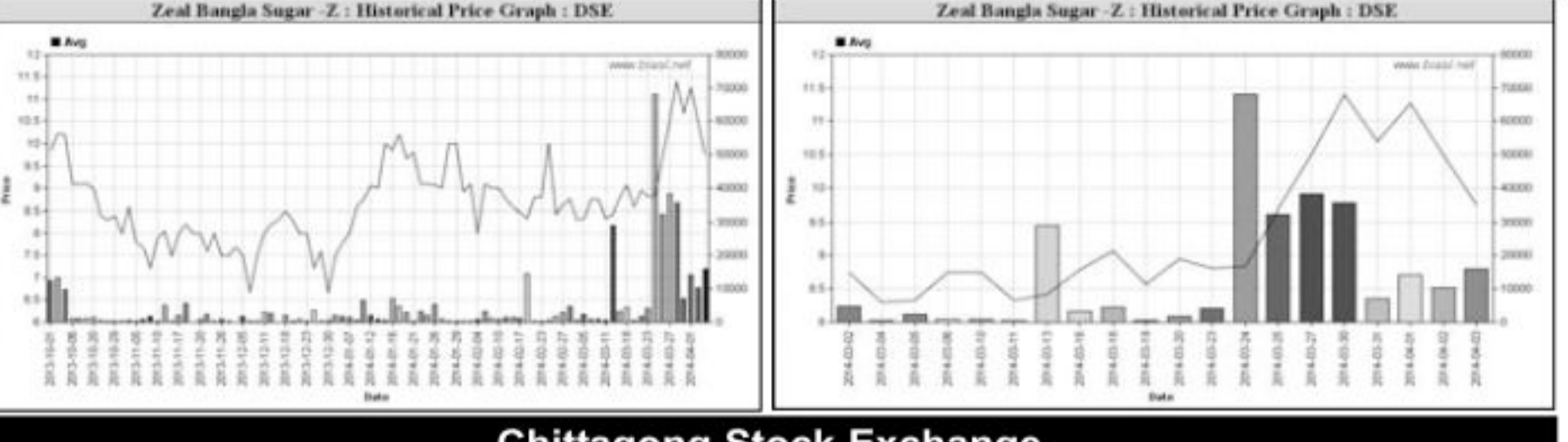
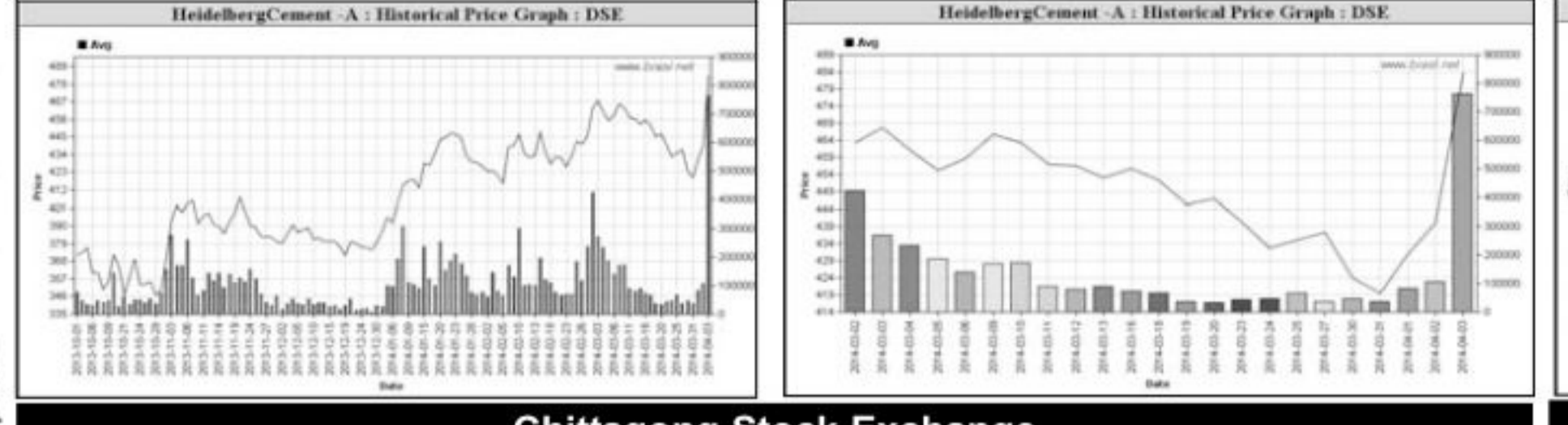
Dhaka Stock Exchange

Company	Price Chn. (%)		Price Scale		T'over	Audited	Latest
	Clo	Avg.	D Hi	D Lo			
HeidelbergCement-A	10.91	9.93	483.74	487.00	498.00	450.00	498.00
2nd ICB M F-A	8.16	8.33	285.45	285.00	286.00	284.00	372.00
6th ICB M F-A	7.41	8.78	70.84	71.00	72.40	67.00	77.00
Meghna PET Ind.-Z	5.97	4.48	7.00	7.10	7.30	7.00	11.00
Phoenix Fin. 1st MF-A	5.56	4.21	5.69	5.70	5.80	5.50	8.00
4th ICB M F-A	4.34	4.34	214.00	214.00	214.00	214.00	242.1
8th ICB M F-A	4.28	4.46	73.06	73.10	75.00	71.50	82.00
Padma Oil Co.-A	4.10	2.47	356.60	360.70	361.70	318.00	492.00
Generation Next Fashions-A	3.85	2.40	21.31	21.60	21.80	20.50	41.00
Olympic Ind.-A	3.76	2.03	216.84	220.80	222.00	200.00	258.00

Capital Losers

Dhaka Stock Exchange

Company	Price Chn. (%)		Price Scale		T'over	Audited	Latest
	Clo	Avg.	D Hi	D Lo			
Zeal Bangla Sugar-Z	-7.69	-7.05	9.75	9.60	10.00	9.50	11.6
National Tubes-A	-7.61	-4.71	167.33	162.70	175.00	160.00	193.5
Eastern Lubricants-A	-7.44	-6.80	569.89	560.10	605.00	559.80	627.9
Green Delta M.F.-A	-6.78	-3.60	5.62	5.50	5.90	5.40	7.5
Delta Spinners-A	-6.17	-8.30	35.79	35.00	37.50	34.60	46.0
Shesh Garments-B	-6.04	-5.12	114.35	112.00	120.00	111.00	136.0
Savar Refractories-Z	-5.22	-3.17	58.10	58.10	58.10	58.10	106.9
Al-Haj Textile-A	-4.68	-3.98	121.96	120.00	127.00	115.00	147.8
Prime Textile-A	-4.46	-3.91	26.07	25.70	27.00	25.50	34.2
Monno Staffers-A	-4.27	-3.80	391.57	383.20	409.00	377.00	525.9

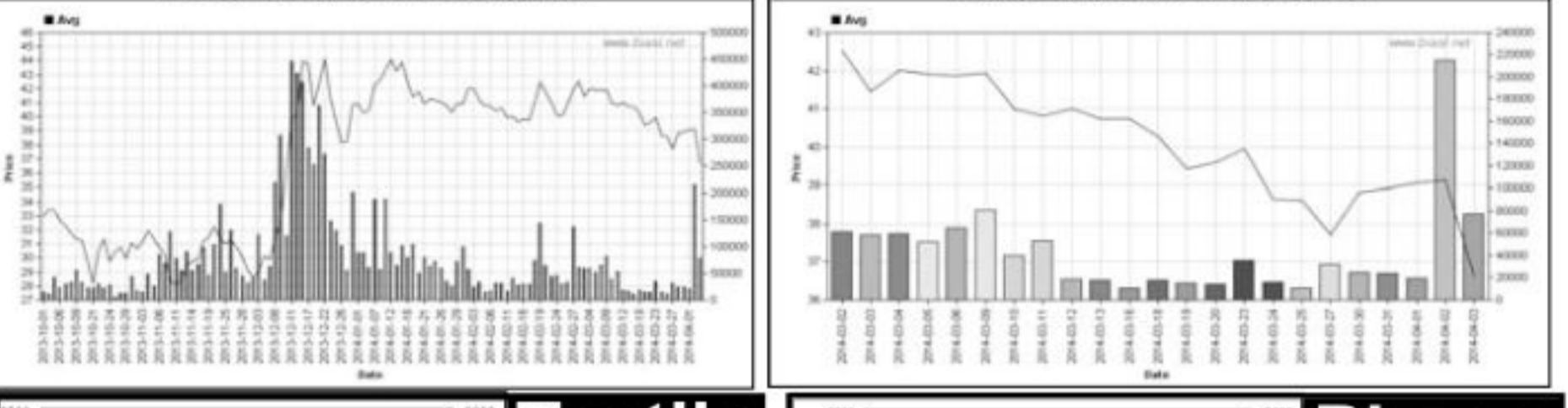
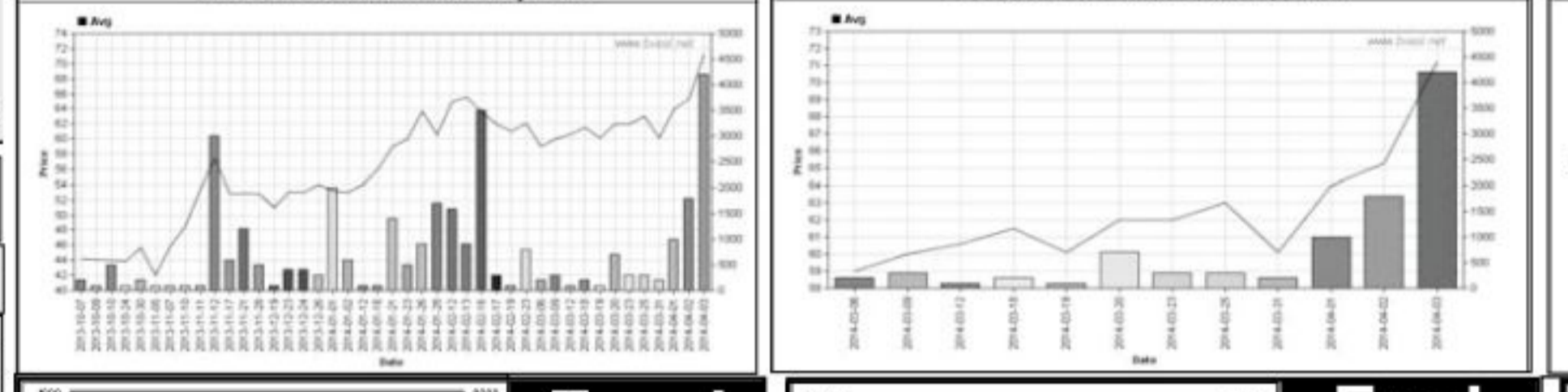


Chittagong Stock Exchange

Company	Price Chn. (%)		Price Scale		T'over	Audited	Latest
	Clo	Avg.	D Hi	D Lo			
HeidelbergCement-A	11.29	10.49	483.69	486.90	500.00	476.00	500.00
6th ICB M F-A	9.04	9.07	71.20	71.20	71.80	65.20	77.00
Aziz Pipes-Z	8.11	8.11	20.00	20.00	20.00	20.00	26.00
Eastern Cables-Z	4.80	5.14	168.50	168.00	176.30	167.00	176.30
BATBCL-A	4.21	5.27	2469.00	2469.00	2469.00	2469.00	2469.00
Dutch Ban. Bnk-A	4.17	4.17	100.00	100.00	100.00	100.00	127.00
Padma Oil Co.-A	4.10	2.32	356.42	360.80	362.00	346.00	489.00
Apex Foods-A	4.08	3.51	119.51	120.00	119.30	119.30	139.8
Usmania Glass-A	3.85	4.01	210.53	210.00	219.00	204.10	219.00
Generation Next Fashions-A	3.85	2.06	21.60	21.80	20.80	20.80	41.00

Chittagong Stock Exchange

Company	Price Chn. (%)		Price Scale		T'over	Audited	Latest
	Clo	Avg.	D Hi	D Lo			
Delta Spinners-A	-5.32	-6.41	36.62	35.60	38.40	35.50	46.0
GSP Finance-A	-4.92	-3.63	23.99	23.20	23.50	23.20	36.8
Paramount Insur-A	-4.89	-3.47	21.40	21.40	21.40	21.40	29.0
Samorta Hospital-A	-4.55	-4.55	105.00	105.00	105.00	105.00	146.4
National Life I-A	-4.35	-4.20	330.00	330.00	330.00	330.00	369.9
Premier Leasing-Z	-4.17	-1.99	9.35	9.20	9.40	9.20	15.4
CVO PetroChem RL-Z	-3.87	-4.10	805.58	807.50	815.00	805.00	972.4
Beach Hatchery-A	-3.65	-1.73	29.61	29.00	31.90	28.80	36.5
Sun Life Insurance-N	-3.36	-3.41	63.20	63.20	63.30	63.10	82.0
Anima Yam-A	-3.35	-2.75	26.18	26.00	27.00	25.60	40.9



Food

Index: 11088
Chn.: 0.78%
TO (MTK): 821.03
Chn.: -44.05%
EPS: 116.71
PE: 33.68

Fuel

Index: 526
Chn.: 1.52%
TO (MTK): 22.87
Chn.: 14.86%
EPS: 53.64
PE: 16.43

Textile

Index: 3317
Chn.: 0.40%
TO (MTK): 396.80
Chn.: -16.77%
EPS: 26.44
PE: 11.06

Pharm

Index: 22872
Chn.: 0.13%
TO (MTK): 372.94
Chn.: -16.41%
EPS: 53.07
PE: 30.00

Key Features - April 03, 2014

Indicators	DSE	CSE	TOTAL
Turnover (Million Taka)	5,180.64	369.41	5,550.04
Turnover (Volume)	77,682.63	7,362.097	85,049.70
No. of Contract	92,763	12,398	105,161
Traded Issues	295	213	295
Issue Gain (Avg. Price Basis)	131	100	131
Issue Loss (Avg. Price Basis)	154	109	154
Unchanged Issue (Avg. Price Basis)	10	3	10
Market Cap. Equity (Billion Tk.)	2,318.44	2,207.50	2,318.44
Market Cap. Equity (Billion US\$)	28.10	26.76	28.10

Combined Turnover Leaders

Company	Volume (Share)	Value (M. Taka)	% of Total	Average Price
Padma Oil Co.-A	1268218	452.23	8.17	356.58
HeidelbergCement-A	807595	390.66	7.06	483.73
Greenphone-A	1611210	361.11	6.52	224.13
Olympic Ind.-A	1664924	361.02	6.52	216.84
BATBCL-A	115900	289.95	5.24	2501.72
Lafage's Cement-Z	5048500	255.36	4.61	50.58
Meghna Petroleum-A	719430	205.52	3.71	285.67
Mercantile Bank-A	10055550	190.54	3.44	18.95
Square Pharma-A	677445	187.58	3.39	276.89
Jamuna Oil-A	557205	129.04	2.33	231.59
BD Submarine Cable-A	593494	125.39	2.27	211.28
BSC-A	184135	121.33	2.19	658.89
LankaBangla Fin.-A	1497810	94.77	1.71	63.27
Apex Footwear-A	158000	72.75	1.31	460.41
Emerald Oil Ind.-N	1247500	67.19	1.21	53.86
Eastern Housing-A	1078184	63.09	1.14	58.52
Appollo Ispat CL-N	2104800	59.37	1.07	28.21
National Tubes-A	352852	59.04	1.07	167.33
Usmania Glass-A	260818	54.87	0.99	210.36
Delta Life Insu.-A	220650	52.47	0.95	237.81
Paramount Textile Ltd.-A	1079440	49.45	0.89	45.81
Golden Son-A	774933	42.68	0.77	55.08
GQ Ball Pen A	250535	40.92	0.74	163.33
Atlas BD-A	200584	38.77	0.70	193.27
BD Building Systems-A	547100	38.52	0.70	70.4
Delta Spinners A	1059000	37.97	0.69	35.85
ConfidenceCement A	266610	37.64	0.68	141.19
Apex Tannery-A	222700	36.10	0.65	162.11
Familytex (BD) Ltd.-N	611500	35.26	0.64	57.67
UCBL-A	1445742	34.01	0.61	23.52

Turnover Leaders

Dhaka Stock Exchange

Company	Vol. Share	Value (M.Tk)	% of Total	Price Scale		T'over	Audited	Latest
				Clo	Chn			
Padma Oil Co.-A	1,178,021	420.08	8.11	360.70	4.10	346.50	361.70	318.00
HeidelbergCement-A	761,745	368.48	7.11	487.00	10.91	439.10	498.00	450.00
Olympic Ind.-A	1,664,924	361.02	6.52	220.80	3.76	212.80	222.00	200.00
Greenphone-A	1,450,610	325.11	6.28	226.30	2.86	220.00	227.00	215.00
BATBCL-A	115,850	289.83	5.92	2469.00	0.90	2522.70	2492.00	2492.00
Lafage's Cement-Z	4,577,500	231.54	4.47	51.20	3.00	51.20	52.20	49.60
Meghna Petroleum-A	696,270	198.90	3.84	287.10	0.01	278.50	286.40	285.60
Mercantile Bank-A	9,761,948	185.00	3.57	19.40	2.11	19.00	19.70	17.20
Square Pharma-A	648,868	179.66	3.47	278.50	1.27	275.00	279.50	276.88
Jamuna Oil-A	534,739	123.82	2.39	232.90	1.79	228.00	235.00	210.00
BD Submarine Cable-A	508,799	107.49	2.07	212.90	3.35	206.00	220.00	188.00
BSC-A	162,230	106.89	2.06	664.00	3.23	649.50	669.00	647.50
LankaBangla Fin.-A	1,402,310	88.76	1.71	63.60	3.08	61.00	55.60	63.30
Apex Footwear-A	157,800	72.65	1.40	462.60	2.35	452.00	470.00	453.60
Emerald Oil Ind.-N	1,223,500	61.95	1.20	49.70	-2.93	51.20	51.80	49.30
National Tubes-A	352,852	59.04	1.14	162.70	-7.61	176.00	175.00	160.00
Eastern Housing-A	970,940	56.90	1.10	57.20	3.50	56.90	63.00	54.00
Usmania Glass-A	244,993	51.53	0.99	209.70	3.45	207.00	220.00	185.00
Delta Life Insu.-A	208,850	49.96	0.96	236.60	-1.21	239.50	242.00	235.00
Appollo Ispat CL-N	1,638,600	46.23	0.89	28.30	3.66	27.30	28.90	27.40

Market Cap. Leader

Dhaka Stock Exchange

Company	Market Cap. M. Tk.	% of Total	Price Scale		T'over	Audited	Latest
			Avg. Chn%	PAvg			
Greenphone-A	302,629	13.05	224.12	231	219.06	227	215
BATBCL-A	150,104	6.47	2,501.74	0.09	2499.4	2550	2492.8
Square Pharma-A	133,456	5.76	276.88	0.83	274.61	279.5	252
Titas Gas TDCL A	79,563	3.43	80.43	-0.31	80.68	81.9	73
ICB-A	77,878	3.36	1,846.20	0.09	1808.21	1858	1790
Islami Bank BD-A	49,866	2.15	34.07	0.00	34.07	0	0
Marico BD Ltd-A	37,706	1.63					