

### Capital Market Highlights: February 26 2013

**INDEX**

**Broad Index** 4068.40257 (+1.45%)  
**DSE General** 4147.29755 (+1.32%)  
**DSE 30** 1465.47589 (+1.31%)

**CSE**



**All Share** 12768.7155 (+1.70%)  
**CSE CSCX** 8111.8527 (+1.73%)  
**CSE 30** 11015.7394 (+1.70%)

**Turnover**

DSE: 15.53% Tk 2664.76m  
 CSE: 8.38% Tk 385.44 m  
 TOTAL: 14.69% Tk 3050.21m

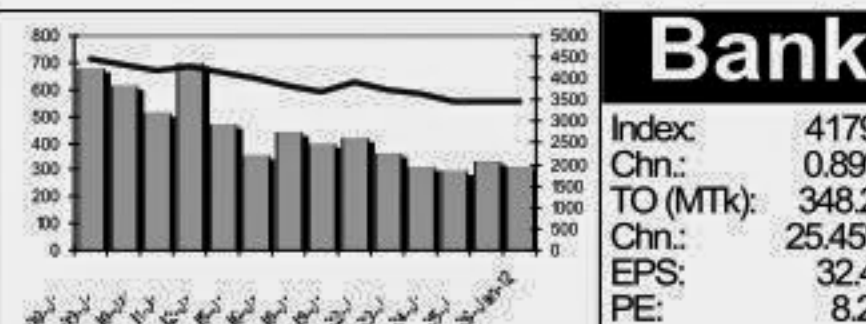
**Market Cap.**

DSE: 1.50% Tk 1801.13b  
 CSE: 1.56% Tk 1750.83 b

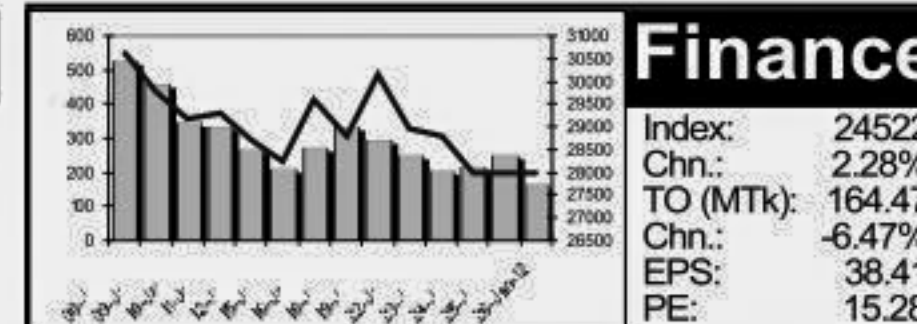
### Bank

Index: 41794  
 Chn.: 0.89%  
 TO (Mtk): 348.24  
 Chn.: 25.48%  
 EPS: 32.47  
 PE: 8.21



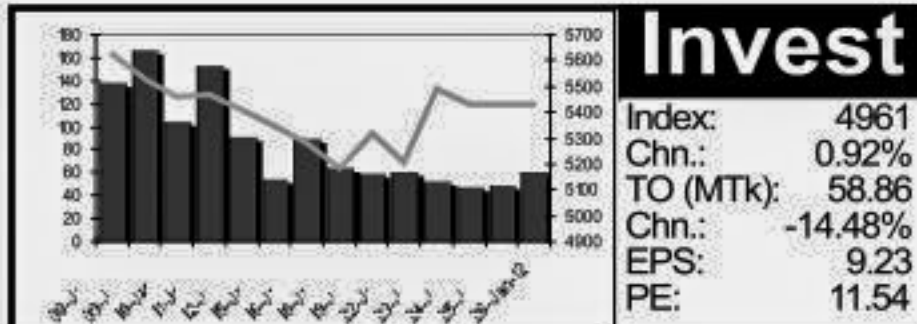
### Finance

Index: 24522  
 Chn.: 2.28%  
 TO (Mtk): 164.47  
 Chn.: -6.47%  
 EPS: 38.41  
 PE: 15.28



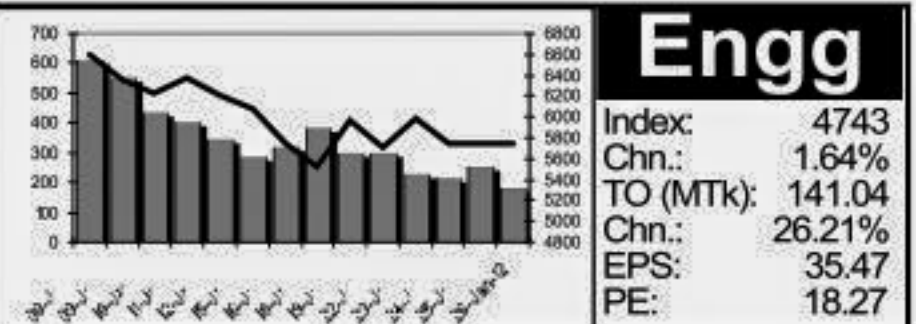
### Invest

Index: 4961  
 Chn.: 0.92%  
 TO (Mtk): 58.86  
 Chn.: -14.48%  
 EPS: 9.23  
 PE: 11.54



### Engg

Index: 4743  
 Chn.: 1.64%  
 TO (Mtk): 141.04  
 Chn.: 26.21%  
 EPS: 35.47  
 PE: 18.27



### Capital Gainers

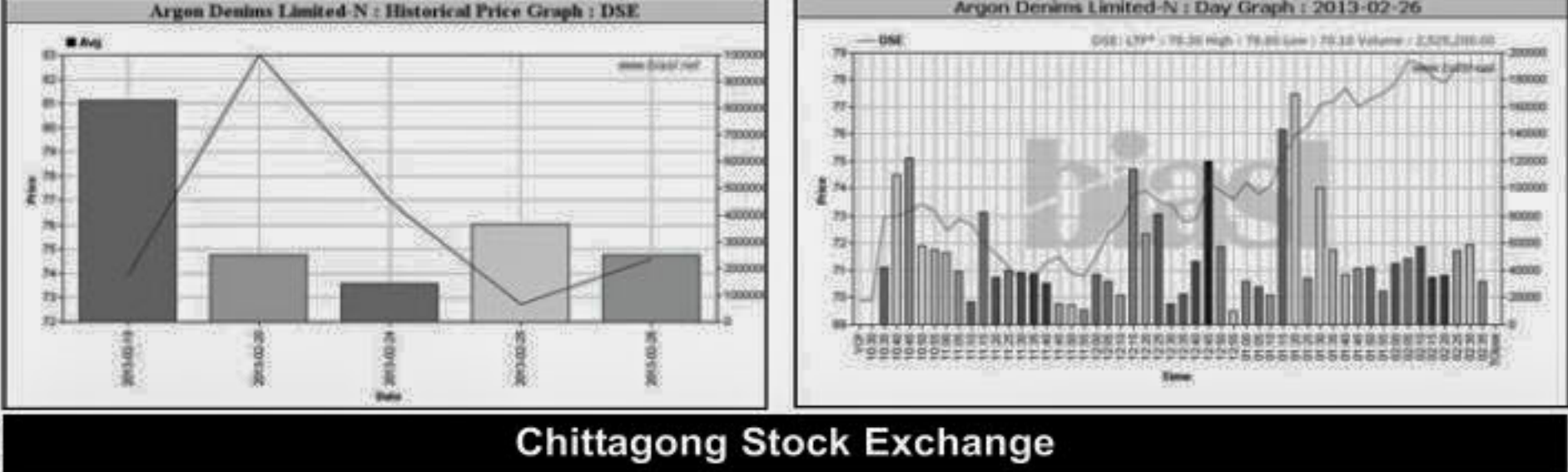
#### Dhaka Stock Exchange

Company	Price Chn. (%)		Price Scale			T'over		Audited		Latest		
	Clo	Avg.	Clo	D Hi	D Lo	Yr Hi	Yr Lo	M.Tk	NAV	EPS	PE	
Argon Denims Limited-N	12.16	2.57	74.60	78.40	78.80	70.10	86.00	65.0188	387	27.86	2.73	27.3
Summit Purbanchol Power-N	9.98	0.38	86.89	90.40	90.40	82.70	97.80	50.0224	938	25.92	3.72	23.4
UNITEC AIR-A	6.45	1.91	11.59	116.60	116.60	97.00	164.60	62.6133	211	51.43	3.56	31.3
Unique Hotel RL - N	9.34	3.55	51.93	62.70	63.00	48.30	116.00	31.0	11.036	12.73	1.69	30.7
National Housing Fin.-A	8.11	0.67	96.85	100.00	100.00	92.80	106.4	77.1	78.210	0.00	0.00	0.00
Sun Life Insurance-N	7.17	6.89	76.00	76.20	76.50	76.00	105.9	67.0	0.076	32.05	13.47	5.6
7th ICB M F-A	7.01	1.96	55.11	56.50	57.00	47.60	70.0	43.2	80.760	39.26	3.26	16.9
Envoy Textiles Ltd-N	6.56	1.87	25.56	26.00	26.20	23.50	42.0	17.5	8.395	26.94	1.37	18.7
Beximco Syn.-A	6.35	1.78	26.31	26.80	27.20	23.00	94.8	21.1	15.064	12.06	2.56	20.3
Tallu Spinning-A	6.10	5.70	8.71	8.70	9.00	8.10	11.6	7.0	0.296	11.36	0.35	14.9
Reliance1 M.F.-A												

### Capital Losers

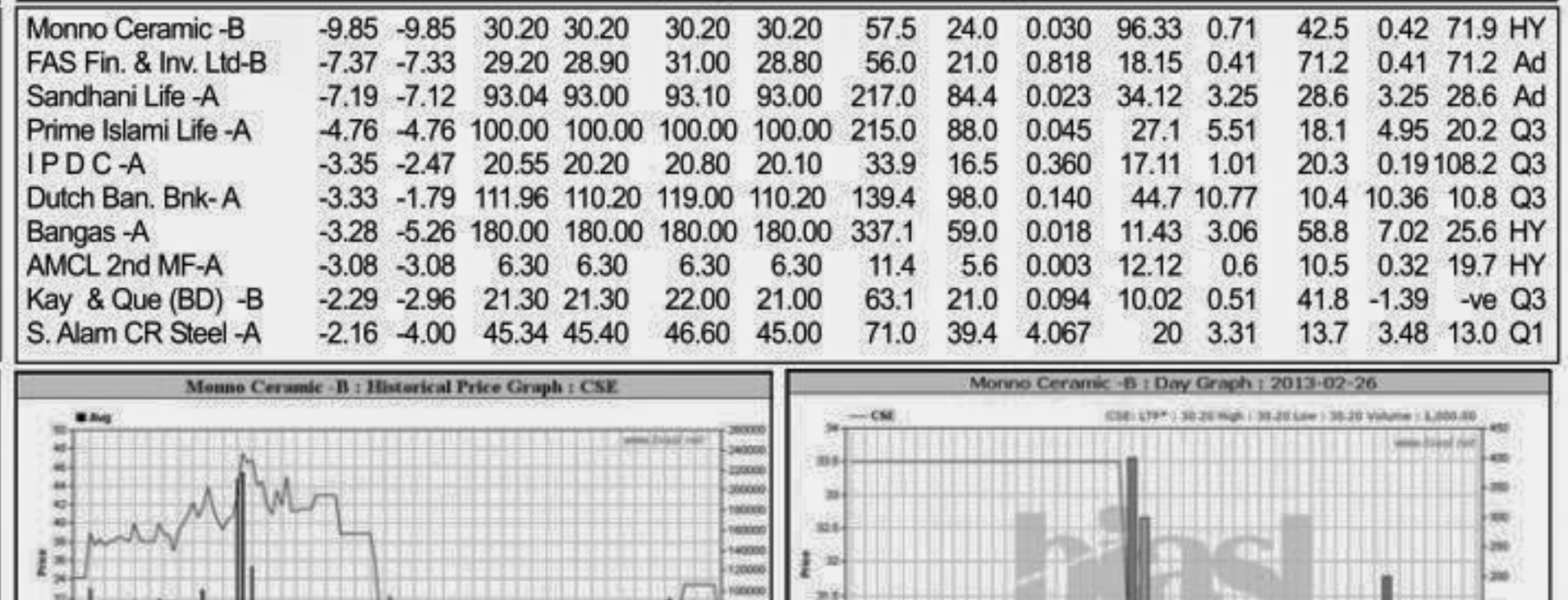
#### Dhaka Stock Exchange

Company	Price Chn. (%)		Price Scale			T'over		Audited		Latest		
	Clo	Avg.	Clo	D Hi	D Lo	Yr Hi	Yr Lo	M.Tk	NAV	EPS	PE	
FAS Fin. & Inv. Ltd-B	-6.49	-6.48	29.14	28.80	31.40	26.00	55.9	20.1	9.181	18.15	0.41	71.1
Key & Que (BD) -B	-6.31	-4.48	21.09	20.80	22.50	20.20	63.8	20.2	0.686	10.02	0.51	41.4
BD Fixed Income MF-A	-6.06	-9.09	9.00	9.30	9.40	9.20	14.0	8.5	0.009	10.27	0.0	-0.84
Modern Dyeing-B	-5.57	-5.15	58.33	57.60	61.00	56.00	77.0	36.7	0.035	12.93	1.09	53.5
Savar Refractories-Z	-5.57	-4.55	52.50	52.60	54.00	51.80	82.0	43.0	0.021	12.32	0.23	228.3
I P D C -A	-4.74	-3.98	20.52	20.20	21.10	20.00	34.4	15.7	3.500	17.11	1.01	20.3
Imam Button -Z	-3.37	-4.11	8.63	8.60	8.80	8.60	18.0	8.1	0.082	5.67	-1.68	-ve
Pragati Life Insu. -A	-2.95	-2.92	126.67	120.50	126.00	126.00	260.0	108.0	0.814	30.15	0.6	208.7
Aramit -A	-2.66	-3.38	206.67	202.50	210.50	207.00	293.0	194.1	0.031	88.86	14.26	14.5
S. Alam CR Steel -A	-2.56	-3.74	45.33	45.60	46.90	44.00	69.7	42.5	46.150	20.33	1.37	3.48



### Chittagong Stock Exchange

Company	Price Chn. (%)		Price Scale			T'over		Audited		Latest		
	Clo	Avg.	Clo	D Hi	D Lo	Yr Hi	Yr Lo	M.Tk	NAV	EPS	PE	
Argon Denims Limited-N	11.57	2.68	74.36	78.10	78.50	70.10	85.9	61.0	50.656	27.86	2.73	27.2
Unique Hotel RL - N	9.90	2.05	111.59	116.60	116.70	105.00	164.7	62.5	29.990	51.43	3.56	31.3
National Housing Fin.-A	7.01	2.01	51.69	51.90	53.00	50.10	109.5	33.0	3.005	12.73	1.69	30.6
Safko Spinning-A	6.88	4.38	26.22	26.40	26.70	25.80	41.0	14.3	0.186	4.89	0.95	27.6
Envoy Textiles Ltd-N	6.68	1.95	54.92	55.90	56.50	52.80	75.0	43.3	8.261	39.26	3.26	16.8
Beximco Syn.-A	6.50	3.16	25.80	26.20	26.40	24.60	42.2	17.7	2.864	26.94	1.37	18.8
DESCO Ltd. -A	5.71	5.30	77.70	77.70	78.00	77.50	130.0	65.0	1.155	35.25	2.80	27.8
ACI Formulations-A	5.44	2.24	87.20	89.10	90.50	83.00	155.9	58.2	0.305	34.75	3.26	26.7
Beach Hatcherly -A	5.34	2.12	27.41	27.60	27.80	26.90	43.0	17.6	0.781	12.62	1.80	15.2
ICB AMCL 2nd NRB -A	4.50	4.03	11.63	11.60	11.90	11.50	19.5	10.4	0.017	16.24	2.49	4.7



### Key Features - February 26, 2013

Indicators	DSE	CSE	TOTAL
Turnover (Million Taka)	2,664.76	385.44	3,050.20
Turnover (Volume)	63,799,206	9,362,713	73,161,919
No. of Contract	79,697	14,546	94,243
Traded Issues	269	176	269
Issue Gain (Avg. Price Basis)	168	99	168
Issue Loss (Avg. Price Basis)	98	75	98
Unchanged Issue (Avg. Price Basis)	3	2	3
Market Cap. Equity (Billion Tk.)	1,801.13	1,750.83	1,801.13
Market Cap. Equity (Billion US\$)	21.83	21.22	21.83

### Chittagong Stock Exchange

Company	Price Chn. (%)		Price Scale			T'over		Audited		Latest		
	Clo	Avg.	Clo	D Hi	D Lo	Yr Hi	Yr Lo	M.Tk	NAV	EPS	PE	
Argon Denims Limited-N	11.57	2.68	74.36	78.10	78.50	70.10	85.9	61.0	50.656	27.86	2.73	27.2
Unique Hotel RL - N	9.90	2.05	111.59	116.60	116.70	105.00	164.7	62.5	29.990	51.43	3.56	31.3
National Housing Fin.-A	7.01	2.01	51.69	51.90	53.00	50.10	109.5	33.0	3.005	12.73	1.69	30.6
Safko Spinning-A	6.88	4.38	26.22	26.40	26.70	25.80	41.0	14.3	0.186	4.89	0.95	27.6
Envoy Textiles Ltd-N	6.68	1.95	54.92	55.90	56.50	52.80	75.0	43.3	8.261	39.26	3.26	16.8
Beximco Syn.-A	6.50	3.16	25.80	26.20	26.40	24.60	42.2	17.7	2.864	26.94	1.37	18.8
DESCO Ltd. -A	5.71	5.30	77.70	77.70	78.00	77.50	130.0	65.0	1.155	35.25	2.80	27.8
ACI Formulations-A	5.44	2.24	87.20	89.10	90.50	83.00	155.9	58.2	0.305	34.75	3.26	26.7
Beach Hatcherly -A	5.34	2.12	27.41	27.60	27.80	26.90	43.0	17.6	0.781	12.62	1.80	15.2
ICB AMCL 2nd NRB -A	4.50	4.03	11.63	11.60	11.90	11.50	19.5	10.4	0.017	16.24	2.49	4.7

### Chittagong Stock Exchange

Company	Price Chn. (%)		Price Scale			T'over		Audited		Latest		
	Clo	Avg.	Clo	D Hi	D Lo	Yr Hi	Yr Lo	M.Tk	NAV	EPS	PE	
Monno Ceramic-B	-9.85	-9.85	30.20	30.20	30.20	30.20	57.5	24.0	0.030	96.33	0.71	42.5
FAS Fin. & Inv. Ltd-B	-7.37	-7.33	29.20	28.90	31.00	28.80	56.0	21.0	0.818	18.15	0.41	71.2
Sandhani Life -A	-7.19	-7.12	93.04	93.00	93.10	93.00	217.0	84.4	0.023	34.12	3.25	28.6
Prime Islami Life -A	-4.76	-4.76	100.00	100.00	100.00	100.00	215.0	88.0	0.045	27.11	5.51	18.1
I P D C -A	-3.35	-2.47	20.55	20.20	20.80	20.10	33.9	16.5	3.029	17.11	1.01	20.3
Dutch Ban. Brk-A	-3.33	-1.79	111.96	110.20	119.00	110.00	139.4	98.0	0.140	44.7	10.77	10.4
Bangas -A	-3.28	-5.26	180.00	180.00	180.00	180.00	337.1	59.0	0.018	11.43	3.06	58.8
AMCL 2nd MF-A	-3.08	-3.08	6.30	6.30	6.30	6.30	11.4	5.6	0.003	12.12	0.6	10.5
Key & Que (BD) -B	-2.29	-2.96	21.30	21.30	22.00	21.00	63.1	31.0	0.094	10.02	0.51	41.8
S. Alam CR Steel -A	-2.16	-4.00	45.34	45.40	46.60	45.00	71.0	39.4	4.067	20.33	1.37	3.48

### Combined Turnover Leaders

Company	Volume (Share)	Value (M. Taka)	% of Total	Average Price
Summit Purbanchol Power-N	3038600	263.74	8.65	86.8
Argon Denims Limited-N	3206400	239.04	7.84	74.55
UNITEC AIR-A	8216113	180.15	5.91	21.93
Unique Hotel RL - N	1464705	163.20	5.35	111.42
R. N. Spinning-A	4012601	155.73	5.11	38.81
Pubali Bank - A	3188000	114.91	3.77	36.04
Sun Life Insurance-N	973000	94.28	3.09	96.89
Envoy Textiles Ltd-N	1615840	89.02	2.92	55.09
BD Submarine Cable-A	687846	88.77	2.91	129.06
Khulna Power-A	1365752	78.40	2.57	57.4
BEXIMCO Ltd. -A	1184820	76.38	2.50	64.46
Generation Next Fashions-A	1729200	60.09	1.97	34.75
S. Alam CR Steel -A	1107750	50.22	1.65	45.33
Active Fine Chem.-A	550450	43.05	1.41	78.2
SummitAlliancePort-A	904686	41.59	1.36	45.97
Summit Power -A	719591	38.84	1.27	53.97
Saiham Cotton-A	1252000	38.02	1.25	30.37
National Bank - A	1695572	35.53	1.16	20.95
Grameenphone-A	196924	29.69	0.97	150.77
GBB Power Ltd-A	866425	29.69	0.97	34.27
LankaBangla Fin. -A	466500	28.86	0.95	61.85
Orion Infusions -A	501400	26.77	0.88	53.39
Jamuna Oil -A	153382	25.87	0.85	168.66
Uttrara Bank - A	700522	24.97	0.82	35.64
M.L. Cement-A	294693	24.51	0.80	83.16
aamra technologies-A	697050	24.10	0.79	34.58
Titas Gas TDCLA	348822	23.66	0.78	67.82
Barakatullah E. D.-A	667236	22.50	0.74	33.72
Keya Cosmetics -A	772797	22.24	0.	