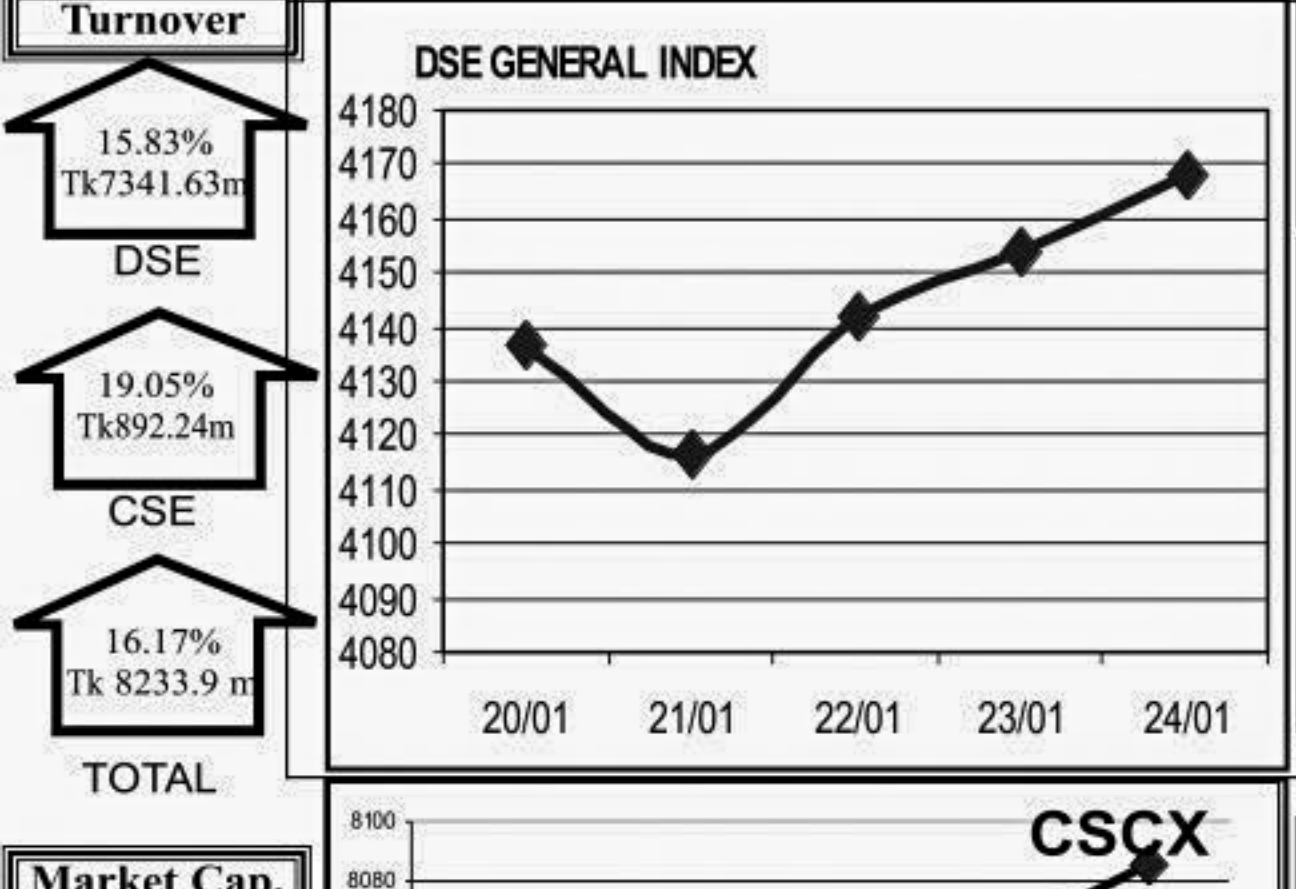
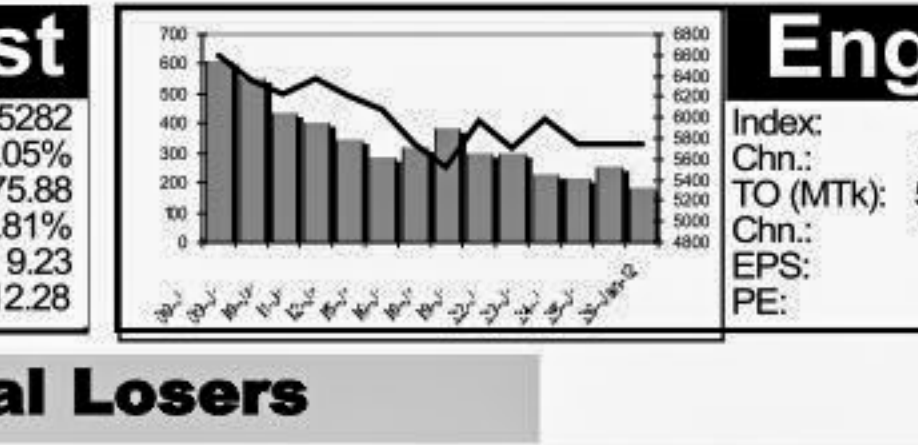
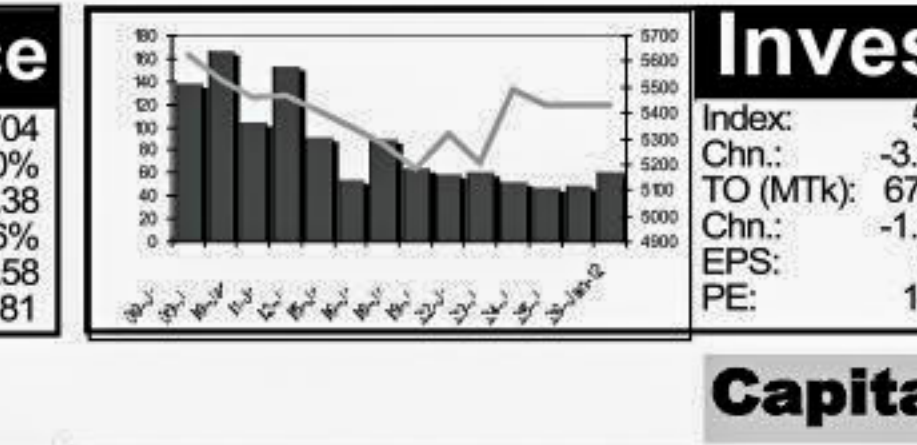
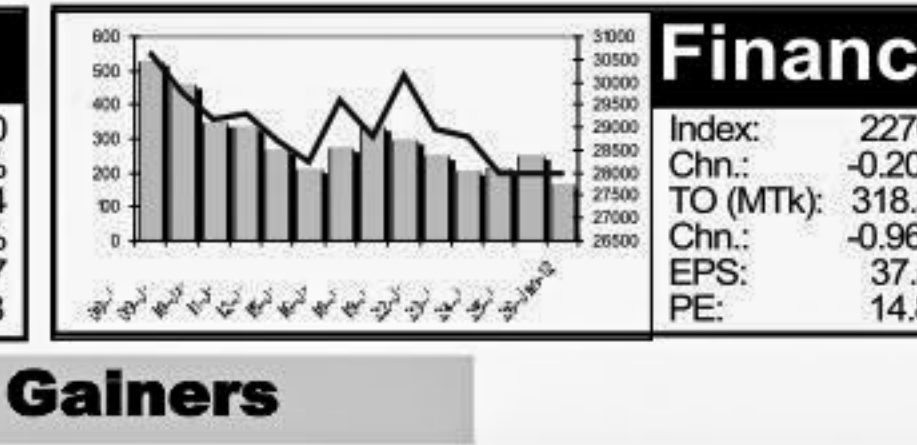
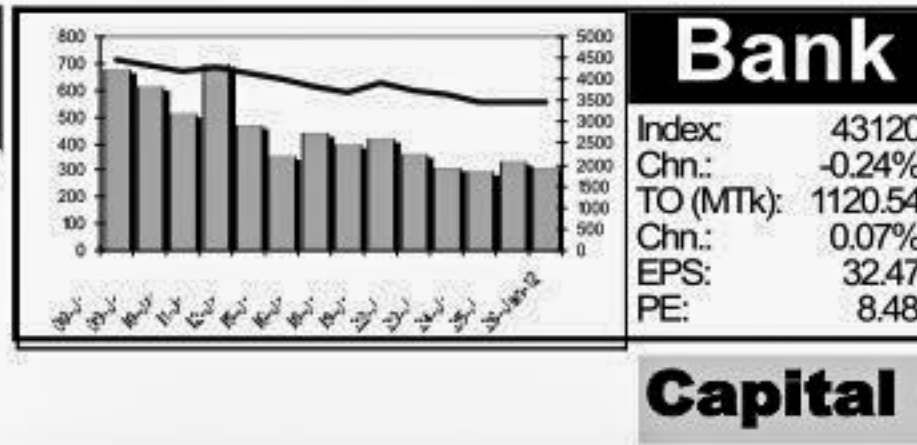


### Weekly Capital Market Highlights: January 20 - 24, 2013

INDEX		
All Share	DSE General	DSE 20
3533.91089 (+) 0.01%	4167.69162 (+) 0.02%	3531.60257 (-) 0.07%
CSE		
All Share	CSE CSCX	CSE 30
12729.2351 (+) 0.06%	8085.77400 (+) 0.08%	10929.0127 (+) 0.07%



### Capital Gainers

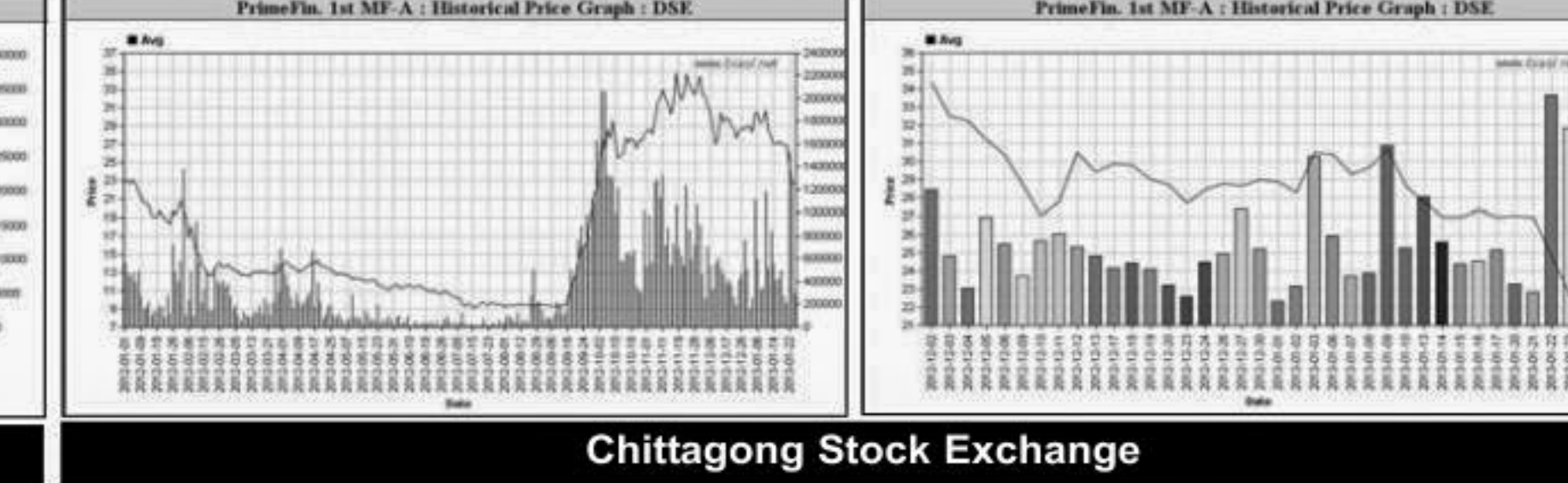
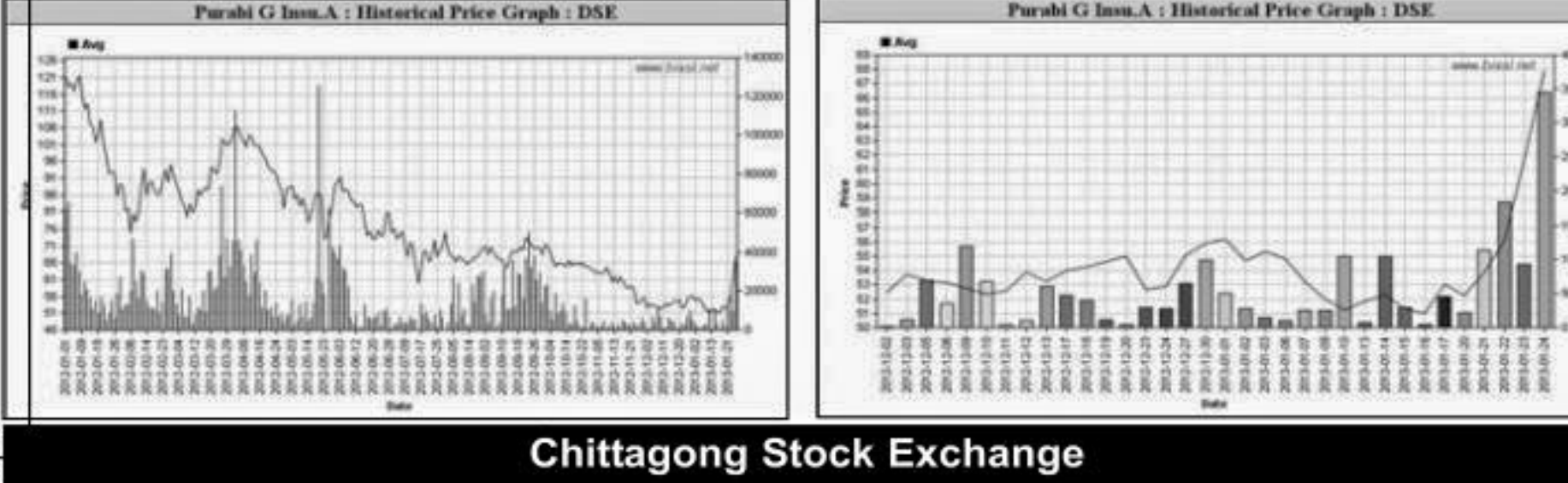
#### Dhaka Stock Exchange

Company	Price Chn. (%)	Price Scale	Tover	Audited	Latest
	Clo Avg CAvg WClo	W Hi W Lo	Yr Hi YrLo	M.Tk NAV EPS PE	EPS PE R
Purabi G Insu-A	28.11 27.94 67.86 67.90	67.90 50.00 110.0	50.0 4.668	19.8 1.05 64.6	1.24 54.7 Q3
AramitCementA	15.08 14.79 72.32 72.50	73.50 62.00 135.0	58.0 15.361	11.63 3.00 24.1	2.35 30.8 Q3
Delta SpinnersA	13.33 9.68 37.84 39.10	39.10 31.50 76.0	20,213,476.2	18.12 3.06 12.4	1.68 22.5 Q3
Maksons Spinning-A	13.22 14.86 20.02 19.70	20.50 16.00 31.7	12.6 71.170	20.44 0.50 40.0	0.082503 Q3
Meghna Life Ins.-A	11.79 12.60 122.08 122.60	124.90 101.00 229.0	100.0 93.105	48.87 10.82 11.3	6.45 18.9 Q3
ACI Formulations-A	12.64 9.11 91.41 92.10	95.00 80.10 160.0	56.0 98.395	34.75 3.26 28.0	3.00 30.5 Q3
Republic Insu.-A	9.68 9.01 53.24 54.40	55.00 46.30 67.4	37.0 18.533	12.37 1.57 33.9	2.88 18.5 Q3
4th ICB M-F-A	9.24 9.05 136.00 135.90	136.00 135.90 195.5	122.6 0.068	58.63 23.40 4.5	20.56 6.6 Q1
Al-Haj Textile - A	9.06 10.02 36.57 36.10	37.50 32.50 50.5	24.2 16.798	15.64 1.35 27.1	3.12 11.7 HY
Reliance1 M-F-A	8.70 8.91 10.02 10.00	10.60 9.40 11.6	7.0 5.477	11.36 0.35 28.6	0.80 12.5 HY

### Capital Losers

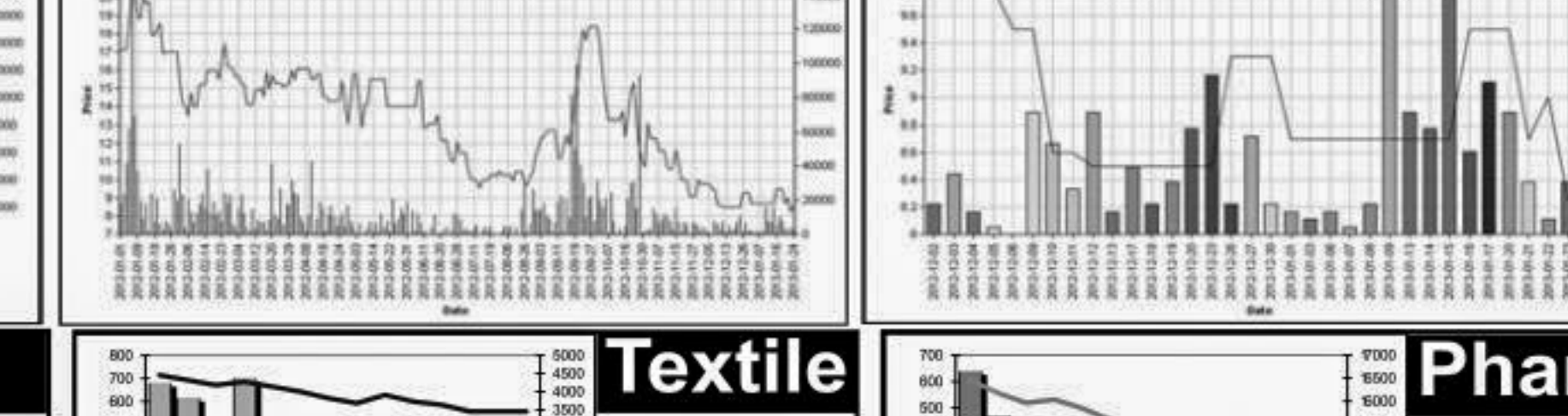
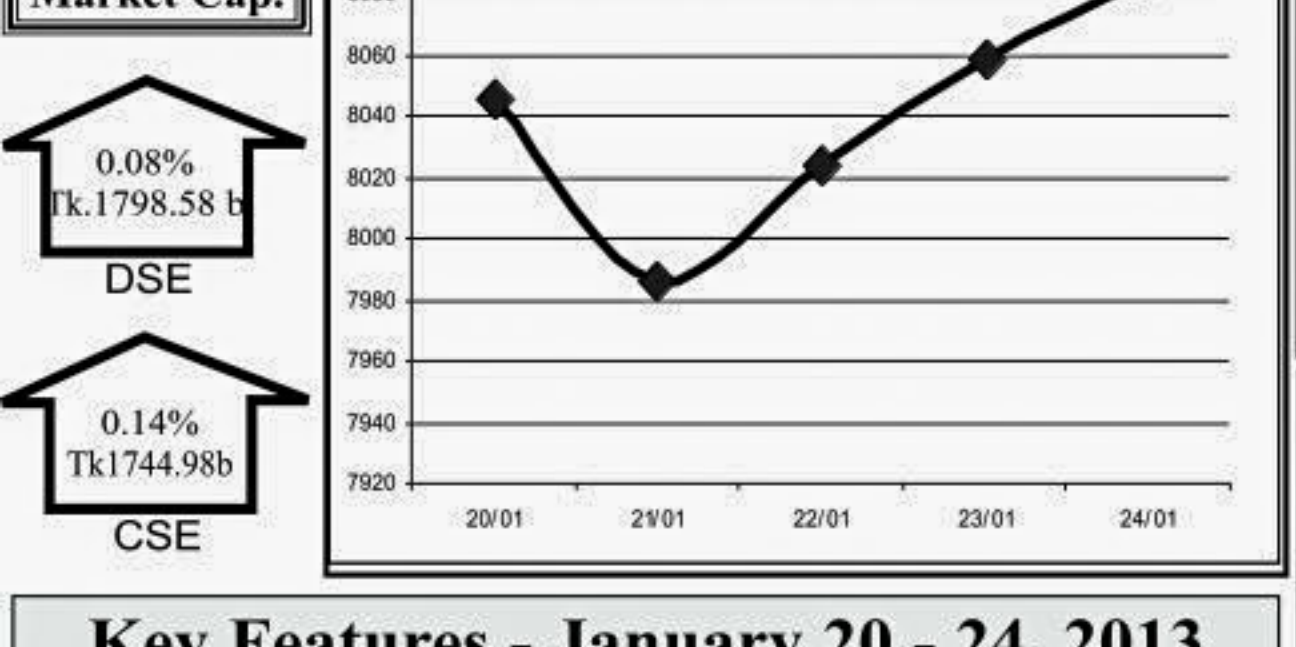
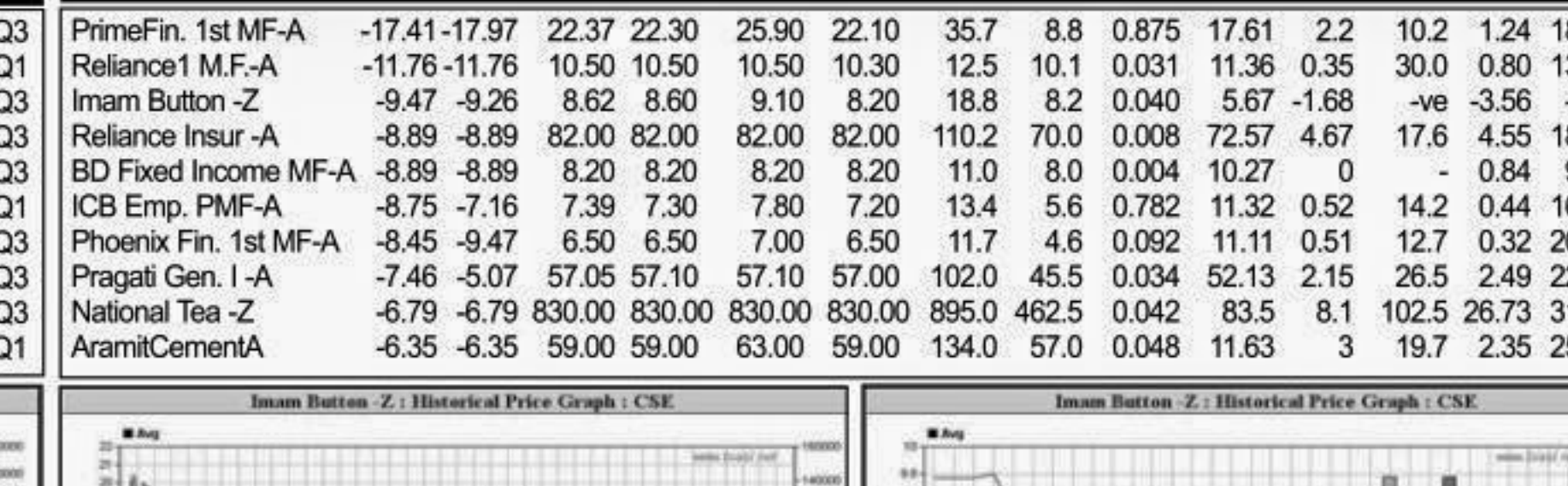
#### Dhaka Stock Exchange

Company	Price Chn. (%)	Price Scale	Tover	Audited	Latest
	Clo Avg CAvg WClo	W Hi W Lo	Yr Hi YrLo	M.Tk NAV EPS PE	EPS PE R
PrimeFin. 1st MF-A	-14.98-15.66	22.73 22.70	27.50 20.70	35.7 8.8 86.929	17.61 2.2 10.3 1.24 18.3 Q3
7th ICB M-F-A	-10.62-10.77	69.00 69.00	75.90 69.00	105.9 68.0 0.211	32.05 13.47 5.1 10.68 6.5 Q1
ICB Emp. PMF-A	-8.86 -7.93	7.31 7.20	8.00 7.20	13.5 5.6 7.590	11.32 0.52 14.1 0.44 16.6 Q1
National Tea-Z	-8.80 -7.41	862.50862.60	925.00 840.00	960.0 510.0 4.493	83.5 8.1 106.5 26.73 32.3 Q3
Northam Jute-Z	-6.25 -6.25	18.00 18.00	18.00 18.00	38.5 18.0 0.007	-6.19 -13.8 -ve-13.80 -ve Ad
Trust Bank 1st MF-A	-5.95 -6.70	7.94 7.90	8.80 7.90	12.8 6.3 40.725	11.65 0.61 13.0 0.56 14.2 Q1
Bangas -A	-4.49 -3.49	183.66182.90	199.00 165.00	365.0 101.4 15.887	11.43 3.06 60.0 6.64 27.7 Q1
Prime Bank 1st MF-A	-4.48 -4.17	6.44 6.40	6.70 6.20	10.6 4.9 1.436	11.18 0.42 15.3 0.28 23.0 Q1
Phoenix Fin. 1st MF-A	-4.41 -5.63	6.54 6.50	7.00 6.50	12.4 4.6 8.871	11.11 0.51 12.8 0.32 20.4 Q1
PHP 1st M. F-A	-4.41 -5.63	6.54 6.50	6.90 6.50	10.4 4.5 46.641	10.92 -0.67 -ve 0.44 15.0 Q1



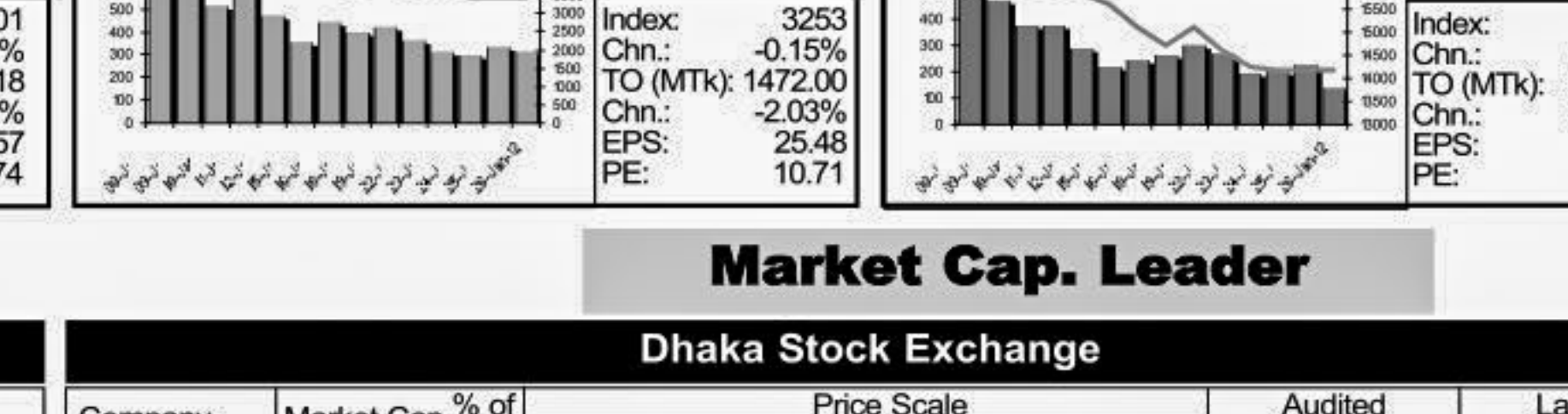
### Chittagong Stock Exchange

Company	Price Chn. (%)	Price Scale	Tover	Audited	Latest
	Clo Avg CAvg WClo	W Hi W Lo	Yr Hi YrLo	M.Tk NAV EPS PE	EPS PE R
Marico BD Ltd-A	23.08 23.08 400.00400.00	420.00 380.00 425.7	320.0 0.141	82.64 17.00 23.5	27.84 14.4 Q3
EBL NRB M-F-A	14.86 14.86 8.50 8.50	8.50 8.50 8.5	7.4 0.004	10.88 0.22 38.6	0.48 17.7 Q1
Maksons Spinning-A	13.79 14.27 19.94 19.80	20.40 17.00 31.5	13.0 29.695	20.44 0.50 39.9	0.082493 Q3
Republic Insu.-A	13.66 12.35 54.21 54.90	55.00 47.50 65.5	38.0 0.740	12.37 1.57 34.5	2.88 18.8 Q3
Meghna Life Ins.-A	13.43 21.61 121.6122.50	123.60 108.50 225.0	103.0 1.956	48.87 10.82 11.2	6.45 18.9 Q3
Delta Spinners-A	13.04 10.67 38.08 39.00	39.00 33.60 75.0	20.7 12.900	18.12 3.06 12.4	1.68 22.7 Q1
ACI Formulations-A	12.96 9.80 90.84 92.40	93.50 80.20 155.9	58.2 5.391	34.75 3.26 27.9	3.00 30.7 Q3
Eastland Insur -A	10.19 10.09 58.58 58.40	59.40 54.00 112.0	52.5 0.127	19.23 5.22 11.2	3.95 14.8 Q3
Popular Life Insu.-A	9.90 9.90 166.50166.50	166.50 166.50 304.5	140.0 0.083	60.17 20.45 8.1	17.00 9.8 Q3
Eastern Cables-A	9.83 9.83 52.50 52.50	52.50 52.50 64.8	46.2 0.005	15.83 2.47 21.3	1.16 45.3 Q1



### Key Features - January 20 - 24, 2013

Indicators	DSE	CSE	TOTAL
Turnover (Million Taka)	2,114.42	262.17	2,376.59
Turnover (Volume)	60,137,288	8,815,784	68,953,072
No. of Contract	67,135	11,185	78,320
Traded Issues	271	187	271
Issue Gain (Avg. Price Basis)	186	136	186
Issue Loss (Avg. Price Basis)	73	47	73
Unchanged Issue (Avg. Price Basis)	12	3	12
Market Cap. Equity (Billion Tk.)	1,798.58	1,744.98	1,798.58
Market Cap. Equity (Billion US\$)	21.80	21.15	21.80



### Combined Turnover Leaders

Company	Volume (Share)	Value (M. Taka)	% of Total	Average Price
UNITED AIR-A	25191139	536.48	6.52	21.3
Unique Hotel RL - N	2650403	323.33	3.93	121.99
BEXIMCO Ltd. -A	4948075	314.53	3.82	63.57
Generation Next Fashions-A	7837400	247.19	3.00	31.54
Envoy Textiles Ltd-N	4380940	214.22	2.60	48.9
BD Submarine Cable-A	1642785	212.10	2.58	129.11
R. N. Spinning-A	5238700	184.77	2.24	35.27
National Bank - A	7415097	161.03	1.96	21.72
Delta Spinners-A	4025950	147.66	1.79	36.43
Greenephone-A	847155	142.86	1.74	168.64
Jamuna Oil - A	730444	122.19	1.48	167.29
Titas Gas TDCLA	1856670	121.77	1.48	65.58
Pubali Bank - A	3420427	114.28	1.39	33.41
Greenem1-Scheme2 -A	5346900	112.32	1.36	20.66
BSRM Steels-A	1605760	109.04	1.32	67.91
ConfidenceCement A	1007284	108.73	1.32	107.94
Summit Power -A	2095248	108.42	1.32	51.75
ACI Formulations-A	1163270	103.79	1.26	89.22
Beximco Pharma -A	1823329	103.62	1.26	56.83
AIMS First -A	2150895	103.13	1.25	47.95
Saiham Cotton-A	3644250	101.66	1.23	27.9
Maksons Spinning-A	5307252	100.87	1.23	19.01
Meghna Life Ins.-A	808720	95.06	1.15	117.54
LafargeS Cement-Z	2684050	91.82	1.12	34.21
UCBL - A	3901135	89.85	1.09	23.03
PrimeFin. 1st MF-A	3642500	87.80	1.07	24.11
S. Alam CR Steel -A	1766980	87.46	1.06	49.5
Malek Spinning-A	3649882	87.45	1.06	23.96
Square Pharma -A	516276	87.28	1.06	169.06
M.I. Cement-A	1062764	84.05	1.02	79.09

### Turnover Leaders

#### Dhaka Stock Exchange

Company	Vol. Share	Value (Mtk)	% of Total	Price Scale	Audited	Latest	
	Share (Mtk)	Total	W Clo	Chn PWClo	W Hi W Lo	W Avg NAV EPS PE	EPS PE R
UNITED AIR-A	21,427,279	456.36	6.22	21.20 -1.40	21.50 23.20	19.00 21.31 15.12 1.60 13.3 2.80 7.6 Q1	1.60 13.3 2.80 7.6 Q1
Unique Hotel RL - N	2,386,143	291.11	3.97	122.30 -0.73	123.20 132.20	109.10 123.05 51.43 3.56 34.4 5.10 24.1 HY	3.56 34.4 5.10 24.1 HY
BEXIMCO Ltd. -A	4,221,221	268.32	3.65	63.10 -2.02	64.40 65.00	57.00 63.37 94.97 18.98 3.3 7.08 9.0 Q3	18.98 3.3 7.08 9.0 Q3
Generation Next Fashions-A	6,499,400	205.00	2.92	73.20 4.47	71.30 73.20	27.10 32.64 16.17 1.30 25.2 5.55 21.1 Q3	1.30 25.2 5.55 21.1 Q3
BD Submarine Cable-A	1,489,225	192.28	2.62	132.40 4.50	126.70 135.00	160.00 131.71 23.70 7.14 18.5 7.56 17.4 HY	7.14 18.5 7.56 17.4 HY
Envoy Textiles Ltd-N	3,715,000	181.65	2.47	50.00 -0.40	50.20 50.60	47.70 49.92 39.26 3.26 15.3 3.26 15.3 Ad	3.26 15.3 3.26 15.3 Ad
R. N. Spinning-A	4,606,513	162.47	2.21	35.50 -0.56	35.50 37.00	31.60 35.59 16.58 2.80 12.7 6.16 5.8 Q3	2.80 12.7 6.16 5.8 Q3
Delta Spinners-A	3,705,200	134.78	1.84	39.10 13.33	34.50 39.10	31.50 37.84 18.12 3.06 12.8 1.68 5.8 Q3	3.06 12.8 1.68 5.8 Q3
National Bank - A	6,056,359	131.40	1.79	21.70 0.00	21.70 22.80	19.50 21.78 15.16 4.28 5.1 1.13 19.3 Q3	4.28 5.1 1.13 19.3 Q3
Greenephone-A	752,155	126.85	1.73	167.90 -1.47	170.40 170.50	161.00 167.90 28.80 13.99 12.0 12.72 13.2 Q3	13.99 12.0 12.72 13.2 Q3
Titas Gas TDCLA	1,782,120	116.89	1.59	65.90 -0.75	66.40 66.70	60.50 65.98 36.56 8.01 7.3 8.76 7.5 Q1	8.01 7.3 8.76 7.5 Q1
Jamuna Oil - A	674,583	112.79	1.54	166.00 -3.88	172.00 175.00	154.00 165.54 50.24 22.78 7.3 16.14 10.3 HY	7.3 16.14 10.3 HY
Pubali Bank - A	3,275,553	109.47	1.49	33.10 0.30	33.00 36.30	29.70 33.18 15.17 2.70 12.3 2.12 15.7 Q3	2.70 12.3 2.12 15.7 Q3
Summit Power -A	1,942,636	100.57	1.37	51.70 -0.96	52.20 53.00	46.00 51.91 20.76 5.10 10.1 3.91 13.3 Q3	5.10 10.1 3.91 13.3 Q3
ConfidenceCement A	921,433	99.47	1.35	110.70 8.21	102.30 113.00	97.00 110.95 81.33 3.41 25.1 6.48 17.1 Q3	3.41 25.1 6.48 17.1 Q3
ACI Formulations-A	1,102,720	98.40	1.34	92.10 11.64	82.50 95.00	80.10 91.41 34.75 3.26 28.3 3.00 30.5 Q3	3.26 28.3 3.00 30.5 Q3
Beximco Pharma -A	1,782,120	95.60	1.30	56.70 -0.18	62.80 65.00	51.10 56.93 56.22 3.93 14.4 4.53 12.6 Q3	3.93 14.4 4.53 12.6 Q3
Greenem1-Scheme2 -A	4,524,300	93.45	1.27	20.20 -1.94	20.40 21.40	19.10 20.33 16.41 2.17 9.3 1.04 19.5 HY	2.17 9.3 1.04 19.5 HY
Meghna Life Ins.-A	791,950	93.11	1.27	122.60 12.79	108.70 124.90	101.00 122.08	