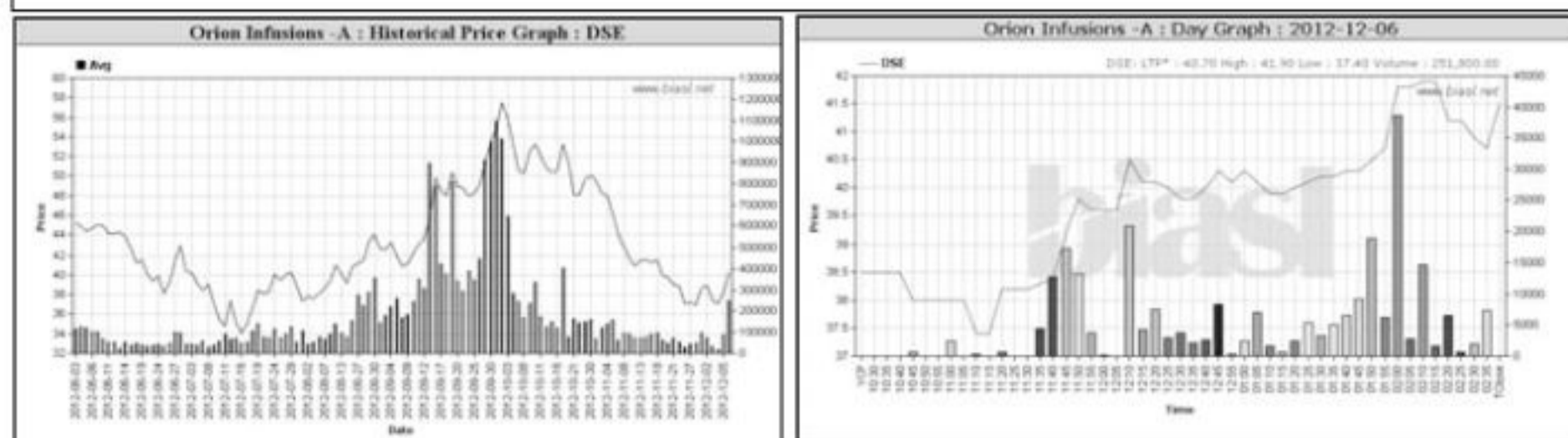


Capital Market Highlights:

December 06 2012 INDEX: All Share, DSE General, DSE 20, CSE All Share, CSE CSCX, CSE 30. Turnover: DSE 9.78%, CSE 16.01%, TOTAL 6.12%. Market Cap.: DSE 0.64%, CSE 0.89%.

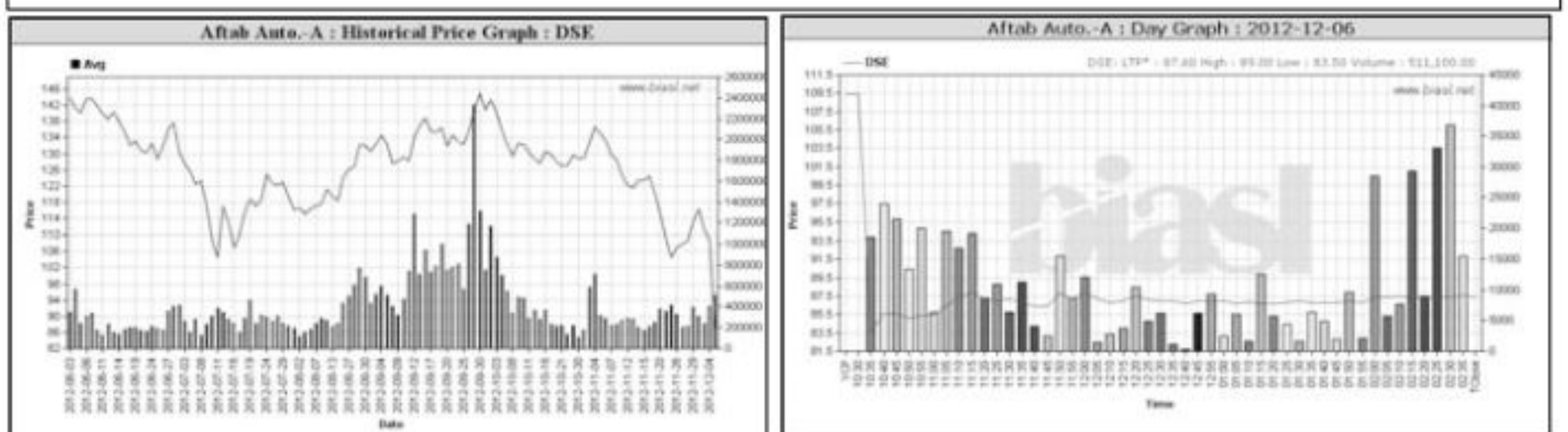
Capital Gainers

Dhaka Stock Exchange table with columns: Company, Price Chn. (%), Price Scale, Turnover, BookV. Top gainers include Orion Infusions-A, H.R. Textile-A, Samorita Hospital-A.



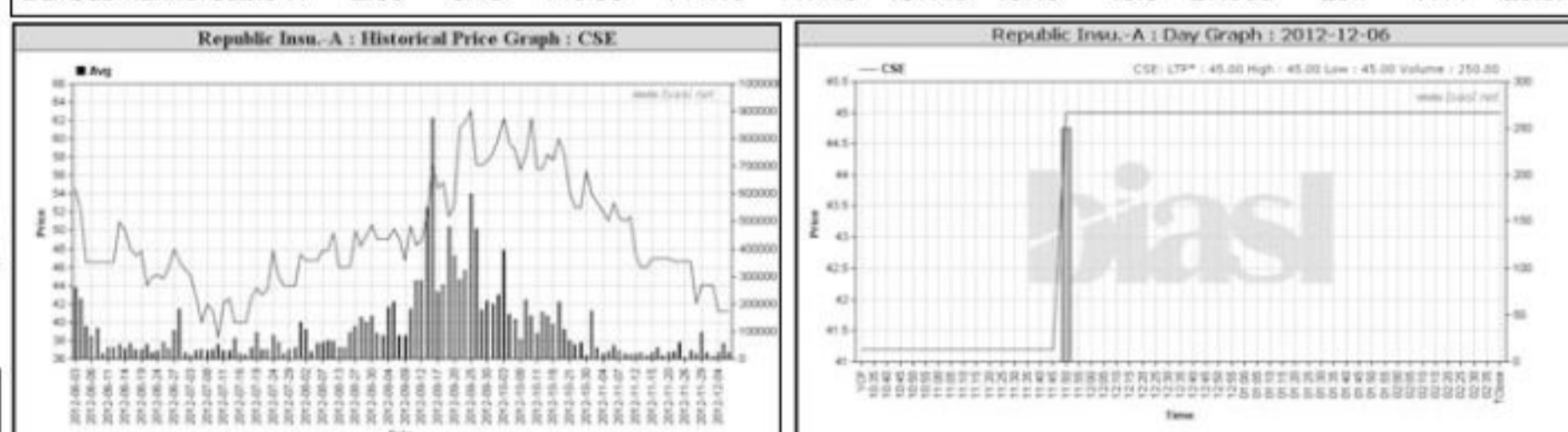
Capital Losers

Dhaka Stock Exchange table with columns: Company, Price Chn. (%), Price Scale, Turnover, BookV. Top losers include Aftab Auto-A, Libra Infusions-A, NLI 1st M-F-A.



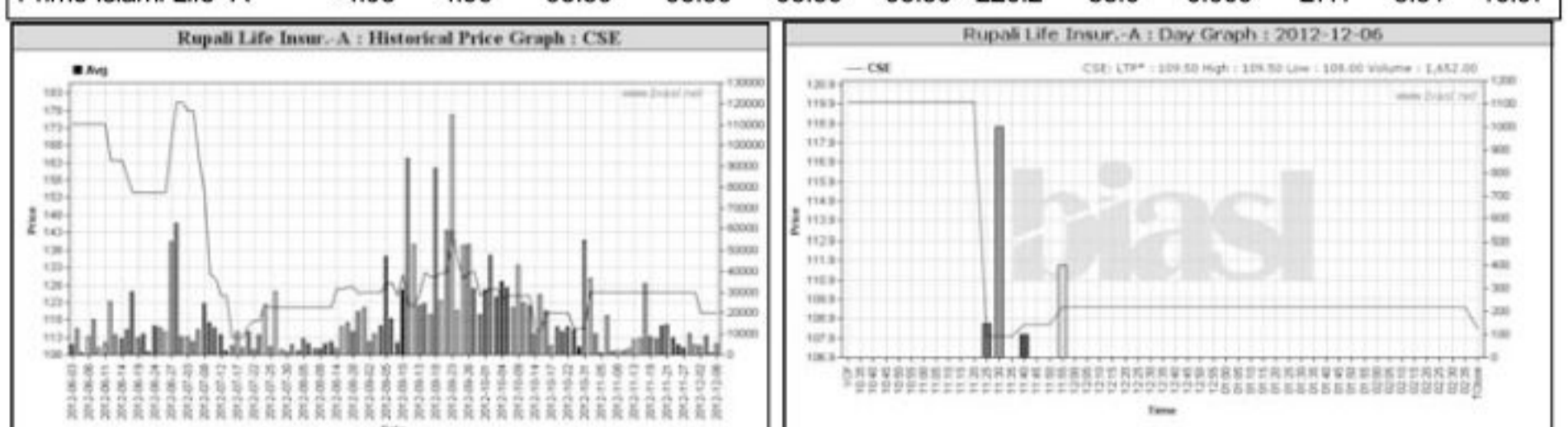
Chittagong Stock Exchange

Chittagong Stock Exchange table with columns: Company, Price Chn. (%), Price Scale, Turnover, BookV.



Chittagong Stock Exchange

Chittagong Stock Exchange table with columns: Company, Price Chn. (%), Price Scale, Turnover, BookV.



Key Features - December 06, 2012

Indicators table: Turnover (Million Taka), Turnover (Volume), No. of Contract, Traded Issues, Issue Gain, Issue Loss, Unchanged Issue, Market Cap. Equity.

Combined Turnover Leaders

Table listing top turnover leaders by company, volume, value, and price.

Sectoral Turnover Summary

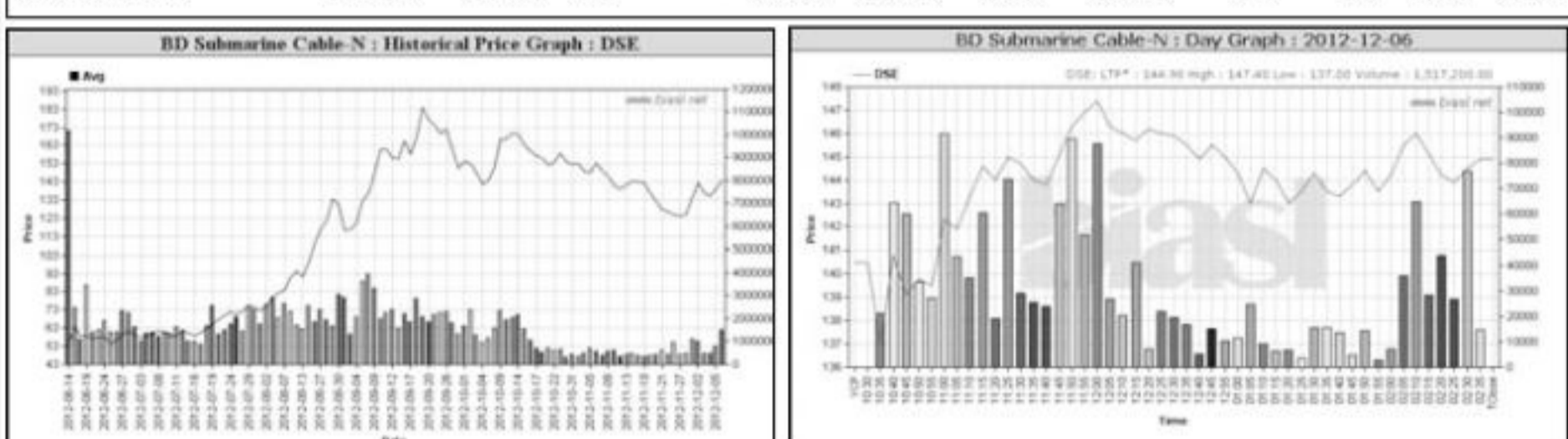
Table showing turnover summary by sector: Bank, NBFI, Investment, Engineering, Food & Allied, Fuel & Power, Jute, Textile, Pharma & Chemical, Paper & Packaging, Service, Leather, Ceramic, Cement, Information Technology, General Insurance, Life Insurance, Telecom, Travel & Leisure, Miscellaneous, Debenture.

Sectoral P/E & EPS

Table showing P/E and EPS by sector: Bank, NBFI, Investment, Engineering, Food & Allied, Fuel & Power, Textile, Pharma & Chemical, Paper & Printing, Service, Leather, Ceramic, Cement, IT, General Insurance, Life Insurance, Telecom, Travel & Leisure, Miscellaneous, Stock Exchanges.

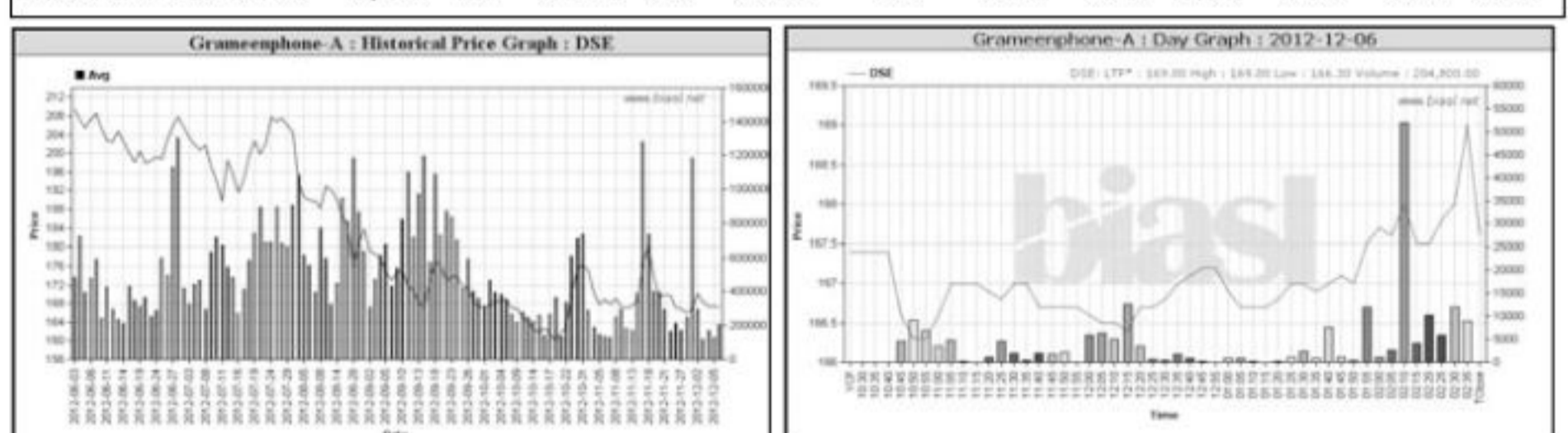
Turnover Leaders

Dhaka Stock Exchange table listing top turnover leaders with columns: Company, Vol., Value, % of Total, Price Scale, C.Avg, BookV.



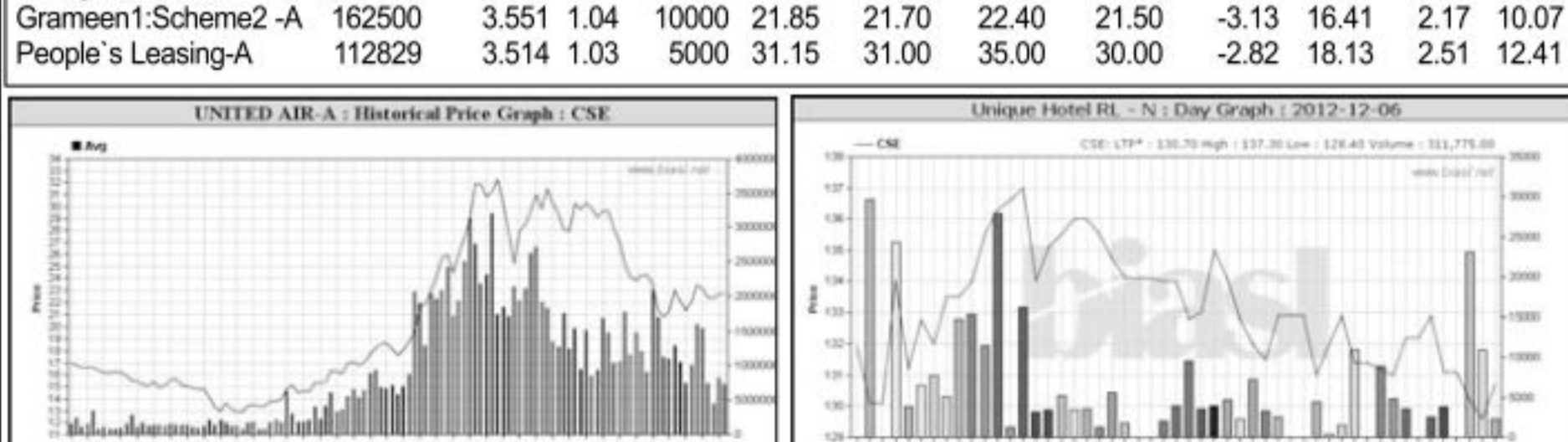
Market Cap. Leader

Dhaka Stock Exchange table listing market cap. leaders with columns: Company, Market Cap., % of Total, Average Price, Price Scale, BookV.



Chittagong Stock Exchange

Chittagong Stock Exchange table listing top turnover leaders.



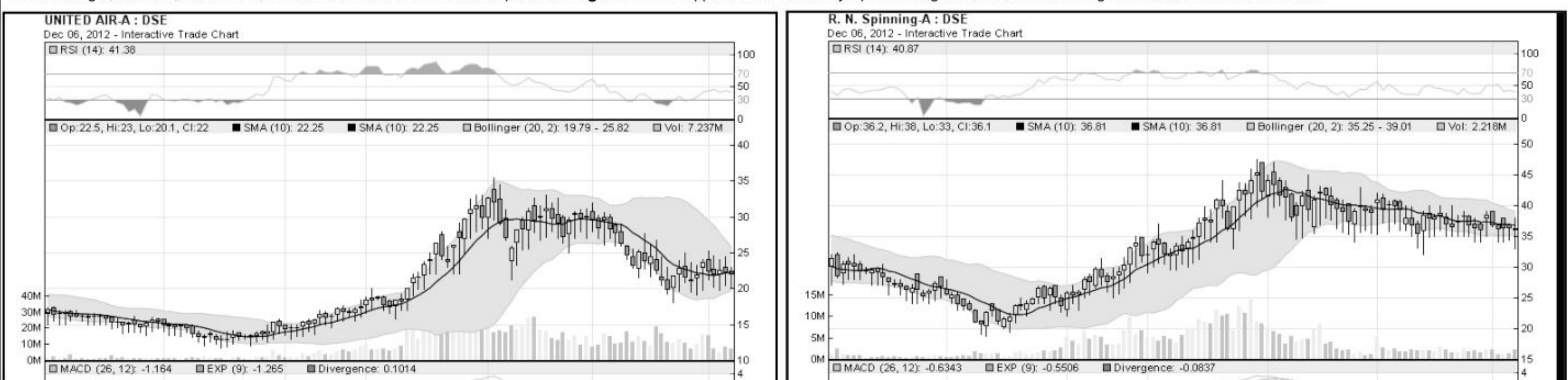
Chittagong Stock Exchange

Chittagong Stock Exchange table listing market cap. leaders.



What you should know to buy or sell

Investors follow many calculations of corporate performance when deciding if a stock is undervalued or overvalued. These range from the simple price-earnings ratio, or P/E, to far more technical ways of attempting to discern whether a stock is trending up or down. Here are some of the most common.



Prepared exclusively for Daily Star by Business Information Automation Service Line (BIASL) on the basis of information collected from daily stock quotations and audited reports of the listed companies.

Notes: Capital Gainer / Loser tables are prepared on the basis of the close price change of the traded issues. "Close" or "C Price" or "W Clo." is the Closing Price of the Week.