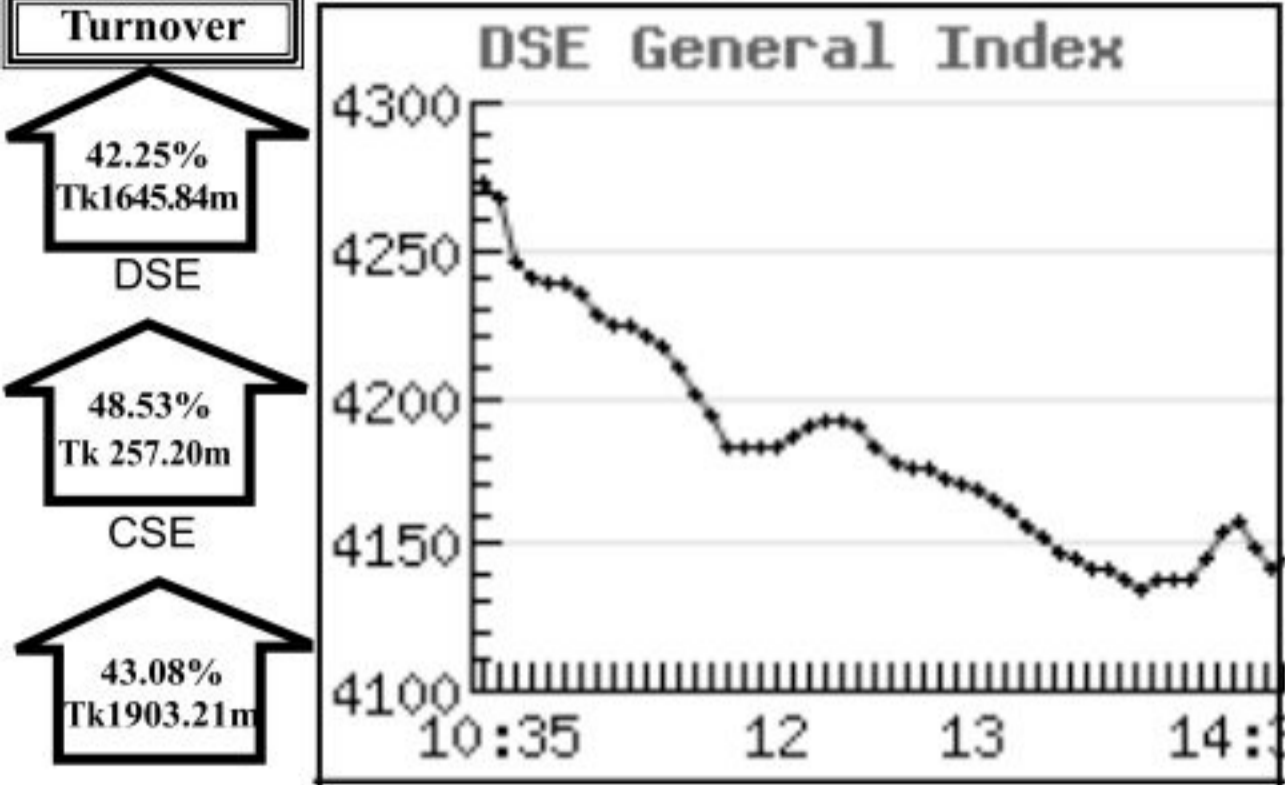


### Capital Market Highlights:

INDEX July 09 2012			
	All Share	DSE General	DSE 20
DSE	3520.49103 (-) 3.02%	4145.00104 (-) 2.99%	3289.36128 (-) 1.84%
CSE			
	All Share	CSE CSCX	CSE 30
CSE	12632.0009 0 (-) 2.55%	8015.7648 (-) 2.51%	11300.7435 (-) 2.53%



### Key Features - July 09, 2012

Indicators	DSE	CSE	TOTAL
Turnover (Million Taka)	1,645.84	257.20	1,903.04
Turnover (Volume)	40,184,190	7,474,306	47,658,496
No. of Contract	61,654	12,332	73,986
Traded Issues	269	180	269
Issue Gain (Avg. Price Basis)	10	3	10
Issue Loss (Avg. Price Basis)	253	175	253
Unchanged Issue (Avg. Price Basis)	6	1	6
Market Cap. Equity (Billion Tk.)	1,769.77	1,649.66	1,769.77
Market Cap. Equity (Billion US\$)	22.84	21.29	22.84

### Combined Turnover Leaders

Company	Volume (Share)	Value (M. Taka)	% of Total	Average Price
Grameenphone-A	676455	133.46	7.01	197.29
BD Submarine Cable-N	1641600	99.17	5.21	60.41
LafargeS Cement-Z	1817500	66.75	3.51	36.73
R. N. Spinning-A	2763348	59.62	3.13	21.57
Meghna Petroleum -A	294344	59.21	3.11	201.16
BEXIMCO Ltd. -A	683524	54.99	2.89	80.44
Unique Hotel RL - N	723600	54.96	2.89	75.96
National Bank - A	2123351	53.61	2.82	25.25
LankaBangla Fin. -A	735141	51.87	2.73	70.56
Square Pharma -A	192480	48.32	2.54	251.02
Titas Gas TDCLA	717650	46.57	2.45	64.89
UNITED AIR-A	2814022	39.68	2.09	14.1
Keya Cosmetics -A	1211205	39.57	2.08	32.67
Beximco Pharma -A	715123	36.77	1.93	51.42
Jamuna Oil -A	156650	35.52	1.87	226.72
Social Islami. B-A	1704822	34.43	1.81	20.2
Aftab Auto.-A	291002	34.11	1.79	117.21
M.I. Cement-A	322500	31.99	1.68	99.21
GPH Ispat Ltd-N	457000	30.53	1.60	66.81
Islami Bank BD - A	609458	24.81	1.30	40.71
City Bank - A	897252	24.52	1.29	27.33
GBB Power Ltd-N	576000	21.34	1.12	37.06
UCBL - A	905035	21.20	1.11	23.42
People's Leasing-A	571550	20.35	1.07	35.6
Summit Power -A	358590	17.91	0.94	49.96
aarna technologies-N	759750	17.11	0.90	22.53
Saibam Cotton-N	955500	17.00	0.89	17.79
ConfidenceCement A	169637	16.17	0.85	95.29
DESCO Ltd. -A	193130	15.91	0.84	82.37
Padma Islami Life*-N	215500	15.16	0.80	70.35

### Sectoral Turnover Summary

Sector	DSE		CSE		Total	
	Mill. (Tk.)	%	Mill. Tk.	%	Mill. Tk.	%
Bank	285.14	17.32	50.65	19.68	335.79	17.64
NBFI	147.00	8.93	21.85	8.49	168.85	8.87
Investment	25.11	1.53	2.33	0.91	27.45	1.44
Engineering	116.44	7.07	22.77	8.85	139.20	7.31
Food & Allied	22.02	1.34	2.19	0.85	24.21	1.27
Fuel & Power	228.10	13.86	23.88	9.28	251.98	13.24
Jute	0.40	0.02	0.00	0.00	0.40	0.02
Textile	94.80	5.76	30.26	11.76	125.06	6.57
Pharma & Chemical	144.56	8.78	12.70	4.93	157.26	8.26
Paper & Packaging	0.19	0.01	0.05	0.02	0.24	0.01
Service	12.00	0.73	3.32	1.29	15.32	0.81
Leather	4.73	0.29	0.14	0.05	4.86	0.26
Ceramic	14.72	0.89	1.69	0.66	16.41	0.86
Cement	107.12	6.51	17.43	6.77	124.55	6.54
Information Technology	19.63	1.19	2.84	1.10	22.47	1.18
General Insurance	48.20	2.93	2.88	1.12	51.08	2.68
Life Insurance	41.18	2.50	3.34	1.30	44.53	2.34
Telecom	210.75	12.81	21.87	8.50	232.62	12.22
Travel & Leisure	71.68	4.35	22.97	8.93	94.65	4.97
Miscellaneous	51.52	3.13	14.15	5.50	65.67	3.45
Debtenture	0.57	0.03	0.04	0.01	0.60	0.03

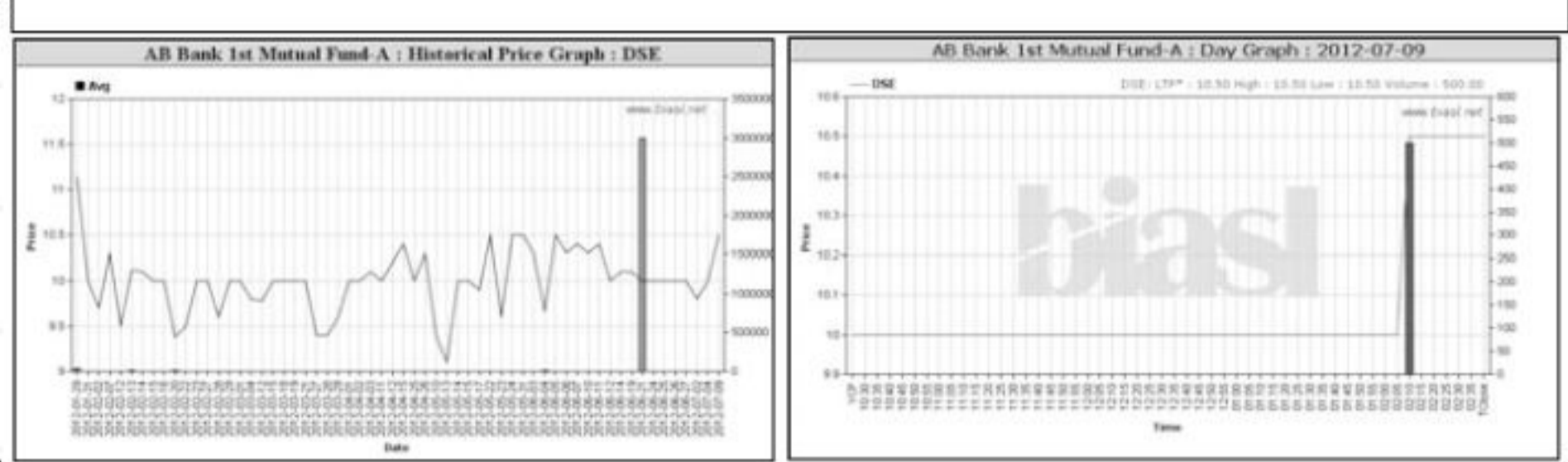
### Sectoral P/E & EPS

Sector	P/E		EPS(%)	
	DSE	CSE	DSE	CSE
Bank	8.34	8.32	32.47	32.47
NBFI	18.18	18.97	35.93	36.66
Investment	5.80	5.95	16.80	16.80
Engineering	16.35	16.52	43.63	41.74
Food & Allied	16.37	16.19	108.47	110.01
Fuel & Power	11.34	11.39	63.97	63.98
Textile	8.29	8.01	23.13	23.03
Pharma. & Chemical	21.35	20.76	59.10	50.17
Paper & Printing	16.27	18.04	12.41	13.27
Service	19.59	19.67	21.85	21.85
Leather	11.29	11.83	111.74	138.13
Ceramic	22.01	21.82	20.65	20.65
Cement	21.90	21.87	54.73	54.73
IT	15.61	15.52	12.11	12.11
General Insurance	21.21	21.34	20.25	20.37
Life Insurance	18.94	19.38	70.15	70.15
Telecom	14.25	14.29	130.69	130.69
Travel & Leisure	16.78	18.82	20.69	19.52
Miscellaneous	3.94	3.94	174.36	169.50
Stock Exchanges	11.64	11.56	41.72	41.49

Prepared exclusively for Daily Star by Business Information Automation Service Line (BIASL) on the basis of information collected from daily stock quotations and audited reports of the listed companies. High level of caution has been taken to collect and present the above information and data. The publisher will not take any responsibility if any body uses this information and data for his/her investment decision. For any query please email to biasl@bol-online.com or call 01552153562 or go to www.biasl.net

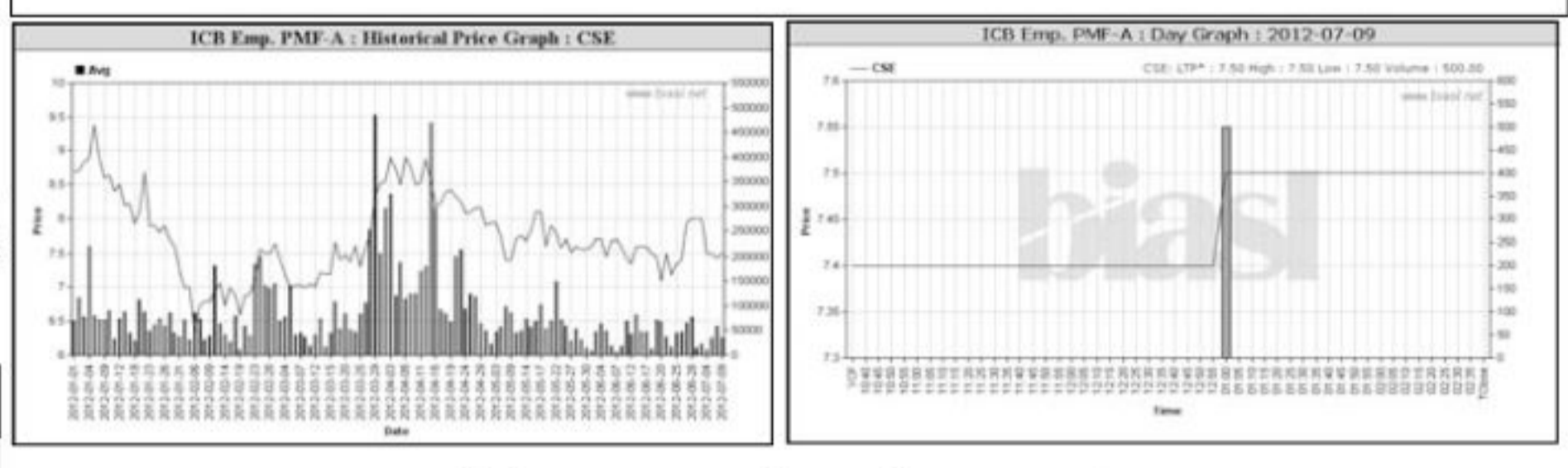
### Capital Gainers

Dhaka Stock Exchange													
Company	Price Chn. (%)		Price Scale				Turnover		BookV				
	Close	Avg.	Avg.	Close	W Hi	W Lo	Yr Hi	YrLo	M.Tk	Per S	EPS	PE	
MBL 1st M. F-A	6.56	7.75	6.67	6.50	6.60	6.50	10.3	6.0	0.010	9.08	-0.92	-7.25	
AB Bank 1st Mutual Fund-A	5.00	5.00	10.50	10.50	10.50	10.50	12.5	9.0	0.005	10.31	0	-	
Modern Dyeing -Z	4.79	6.48	51.11	50.30	52.00	49.70	58.2	32.0	0.023	9.35	-0.64	-79.86	
ICB AMCL 1st M F-A	3.67	3.95	39.50	39.50	39.50	39.50	71.5	32.1	0.138	21.76	7.38	5.35	
Reliance Insur -A	1.69	1.94	78.49	78.30	79.90	77.40	127.0	75.0	0.161	72.57	4.67	16.81	
Usmania Glass -A	1.46	0.65	83.15	83.20	85.80	80.40	164.5	78.0	0.449	28.89	0.14	593.93	
3rd ICB M F-A	0.74	(1.79)	137.50	136.40	137.30	136.10	279.9	130.2	0.055	58.91	24.83	5.54	
ACI ZERO Bond-A	0.50	(0.21)	796.30	803.50	810.00	794.50	840.5	735.0	0.043	1000	0	-	
Prime Bank-A	0.33	(0.76)	29.86	30.10	30.90	27.00	52.8	27.0	12.707	19.8	3.98	7.50	



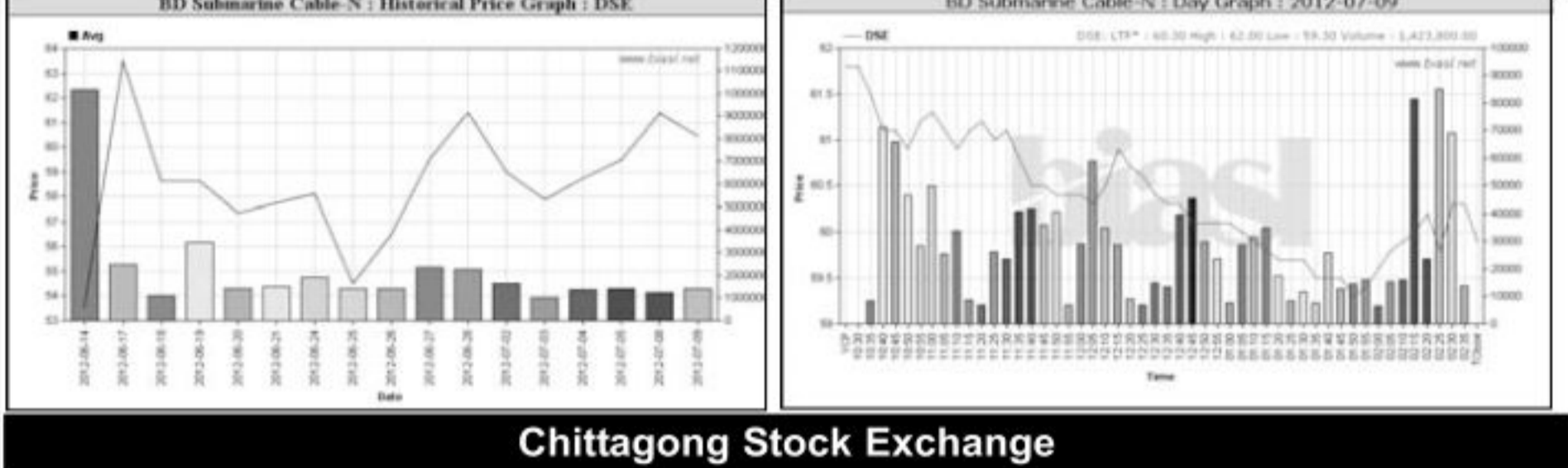
### Chittagong Stock Exchange

Company	Price Chn. (%)	Avg.	Close	W Hi	W Lo	Yr Hi	YrLo	M.Tk	Per S	EPS	PE	
ICB Emp. PMF-A	1.35	0.94	7.50	7.50	7.50	14.9	6.3	0.004	11.65	1.44	5.21	
MutualTrust Bank-A	0.92	0.92	22.00	22.00	22.00	49.8	21.0	0.220	17.73	1.59	13.84	
Dhaka Ins. Ltd.-A	0.53	0.53	56.40	56.40	57.00	56.10	98.0	98.0	0.085	15.18	3.46	16.30



### Turnover Leaders

Dhaka Stock Exchange													
Company	Vol. Share	Value (M.Tk.)	% of Total	Price Scale				C.Avg		BookV			
				Clo	Chn	PW	Clo	W Hi	W Lo	Avg.	Per S	EPS	PE
Grameenphone-A	632255	124.712	7.58	-	197.25	197.90	200.00	190.00	-1.40	28.8	13.99	14.10	
BD Submarine Cable-N	1423800	86.042	5.23	-	60.43	59.90	62.00	59.30	-3.07	17.55	2.57	23.51	
Meghna Petroleum -A	282944	56.912	3.46	-	201.14	201.10	204.40	188.00	-2.24	32.27	14.15	14.21	
LafargeS Cement-Z	1544500	56.757	3.45	-	36.75	36.20	38.00	35.80	-4.49	5.57	-2.46	-14.94	
National Bank - A	1774054	44.740	2.72	-	25.22	25.10	26.20	23.40	-2.71	15.16	4.28	5.89	
Square Pharma -A	178200	44.733	2.72	-	251.03	249.60	255.80	249.20	-1.93	49.95	9.56	26.26	
LankaBangla Fin. -A	611641	43.180	2.62	-	70.60	68.50	80.00	67.00	-6.80	34.55	4.18	16.89	
Unique Hotel RL - N	559400	42.537	2.58	-	76.04	75.50	77.80	75.10	-3.33	60.65	4.09	18.59	
Titas Gas TDCLA	642150	41.692	2.53	-	64.93	64.60	66.00	64.00	-2.27	29.98	9.74	6.67	
BEXIMCO Ltd. -A	515041	41.429	2.52	-	80.44	79.60	84.90	74.50	-3.63	118.71	23.73	3.39	
R. N. Spinning-A	1792848	38.698	2.35	-	21.58	21.10	23.10	20.90	-8.66	16.58	2.8	7.71	
Keya Cosmetics -A	110080	35.950	2.18	-	32.68	32.20	34.00	32.00	-4.73	22.52	2.2	14.85	
Jamuna Oil -A	152350	34.533	2.10	-	226.67	224.70	235.00	224.00	-3.48	40.19	14.45	15.69	
Beximco Pharma -A	647493	33.303	2.02	-	51.43	51.50	56.50	48.50	-4.28	56.22	3.93	13.09	
UNITED AIR-A	206654	29.139	1.77	-	14.10	13.80	15.00	13.20	-5.48	12.64	0.71	19.86	
Social Islami. B-A	1404730	28.385	1.72	-	20.21	20.20	21.50	18.50	-1.46	14.72	1.81	11.13	
Aftab Auto.-A	229072	26.853	1.63	-	117.23	114.90	123.00	110.50	-6.20	56.28	19.61	5.98	
M.I. Cement-A	266065	26.382	1.60	-	99.16	97.90	105.00	92.00	-3.74	62	5.36	18.50	
GPH Ispat Ltd-N	376500	25.197	1.53	-	66.92	66.10	68.30	65.10	-4.34	16.18	2.85	23.48	
Islami Bank BD - A	583333	23.752	1.44	-	40.72	40.60	41.10	37.00	-1.22	21.66	3.87	10.52	



### Chittagong Stock Exchange

Company	Price Chn. (%)	Avg.	Close	W Hi	W Lo	Yr Hi	YrLo	M.Tk	Per S	EPS	PE	
R. N. Spinning-A	970500	20.917	8.13	20.00	21.55	21.00	23.00	21.40	-9.48	16.58	2.8	7.70
BEXIMCO Ltd. -A	168483	13.556	5.27	20.00	80.46	79.80	82.10	80.00	-3.16	118.71	23.73	3.39
BD Submarine Cable-N	217800	13.123	5.10	10.00	60.25	59.90	61.20	59.00	-3.07	17.55	2.57	23.44
Unique Hotel RL - N	164200	12.426	4.83	64.00	75.68	75.50	77.20	75.20	-2.58	60.65	4.09	18.50
UNITED AIR-A	747476	10.546	4.10	15.00	14.11	13.80	14.70	13.40	-6.76	12.64	0.71	19.87
LafargeS Cement-Z	273000	9.994	3.89	20.00	36.61	36.00	37.40	35.80	-5.01	5.57	-2.46	-14.88
National Bank - A	349297	8.866	3.45	8.00	25.38	25.30	25.70	25.20	-2.32	15.16	4.28	5.93
Grameenphone-A	442											