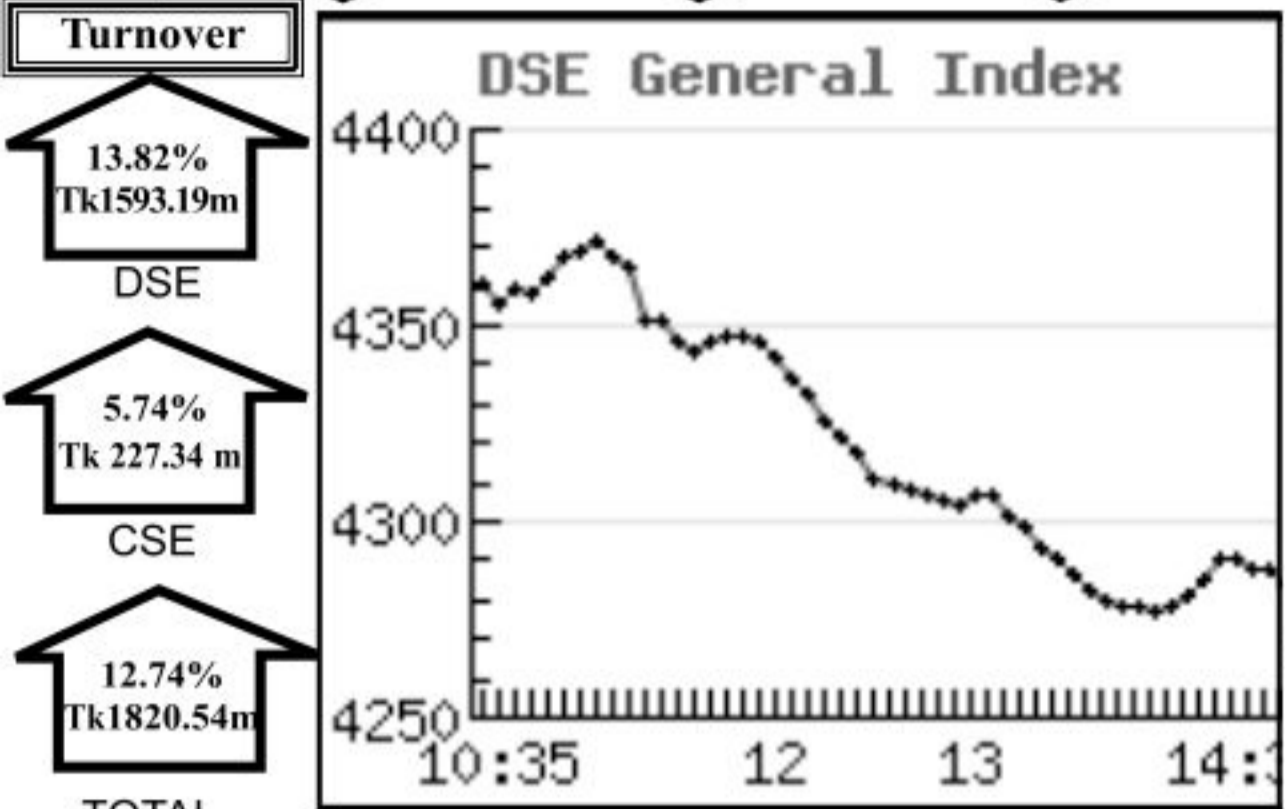


Capital Market Highlights:

July 04 2012

INDEX	All Share	DSE General	DSE 20
DSE	3639.19603 (-) 1.73%	4283.87083 (-) 1.76%	3346.77267 (-) 1.31%
INDEX	All Share	CSE CSCX	CSE 30
CSE	13014.1543 (-) 1.56%	8256.6460 (-) 1.56%	11610.1311 (-) 1.66%



Key Features - July 04, 2012

Indicators	DSE	CSE	TOTAL
Turnover (Million Taka)	1,593.19	227.34	1,820.53
Turnover (Volume)	38,740,157	6,395,761	45,135,918
No. of Contract	65,160	14,062	79,222
Traded Issues	259	185	259
Issue Gain (Avg. Price Basis)	26	22	26
Issue Loss (Avg. Price Basis)	225	161	225
Unchanged Issue (Avg. Price Basis)	8	2	8
Market Cap. Equity (Billion Tk.)	1,823.63	1,704.00	1,823.63
Market Cap. Equity (Billion US\$)	23.53	21.99	23.53

Combined Turnover Leaders

Company	Volume (Share)	Value (M. Taka)	% of Total	Average Price
aamra technologies-N	4409500	111.13	6.10	25.2
Social Islami. B-A	5017638	101.90	5.60	20.31
Gramophone-A	483308	97.51	5.36	201.76
BD Submarine Cable-N	1552400	91.14	5.01	58.71
LankaBangla Fin. -A	851569	63.76	3.50	74.88
National Bank - A	2391400	62.45	3.43	26.11
BEXIMCO Ltd. -A	683913	56.38	3.10	82.44
Unique Hotel RL - N	729900	55.29	3.04	75.75
Square Pharma - A	209970	53.67	2.95	255.62
Meghna Petroleum -A	231440	47.11	2.59	203.54
LafargeS Cement-Z	1139500	43.54	2.39	38.21
Titas Gas TDCLA	598000	40.03	2.20	66.93
Jamuna Oil -A	166440	39.37	2.16	236.55
Islami Bank BD - A	792987	32.71	1.80	41.25
Keya Cosmetics -A	946238	32.24	1.77	34.07
GPH Ispat Ltd-N	445500	30.06	1.65	67.48
R. N. Spinning-A	1072251	26.36	1.45	24.59
Aftab Auto -A	208062	26.13	1.44	125.6
Summit Power -A	485349	25.50	1.40	52.54
Padma Islami Life*-N	297500	22.04	1.21	74.07
UNITED AIR-A	1378974	20.42	1.12	14.81
M.I. Cement-A	196370	20.08	1.10	102.25
Prime Bank-A	655540	19.91	1.09	30.37
Olympic Ind. -A	171300	19.61	1.08	114.49
GBB Power Ltd-N	463800	18.55	1.02	39.99
Saihan Cotton-N	924000	17.34	0.95	18.76
Sahajjal Islami -A	310805	16.98	0.93	54.62
Shajjalal Islami -A	725029	16.29	0.89	22.47
City Bank - A	548696	16.00	0.88	29.16
UCBL - A	655123	15.87	0.87	24.23

Sectoral Turnover Summary

Sector	DSE		CSE		Total	
	Mill. (Tk)	%	Mill. Tk.	%	Mill. Tk.	%
Bank	344.25	21.61	46.72	20.55	390.97	21.48
NBFI	131.10	8.23	19.72	8.67	150.82	8.28
Investment	23.95	1.50	1.58	0.70	25.54	1.40
Engineering	110.40	6.93	18.86	8.30	129.27	7.10
Food & Allied	21.89	1.37	0.70	0.31	22.58	1.24
Fuel & Power	221.63	13.91	19.66	8.65	241.29	13.25
Jute	0.18	0.01	0.00	0.00	0.18	0.01
Textile	65.59	4.12	16.26	7.15	81.85	4.50
Pharma & Chemical	119.76	7.52	12.34	5.43	132.10	7.26
Paper & Packaging	0.33	0.02	0.00	0.00	0.33	0.02
Service	6.26	0.39	0.71	0.31	6.97	0.38
Leather	4.09	0.26	0.05	0.02	4.14	0.23
Ceramic	11.30	0.71	0.86	0.38	12.16	0.67
Cement	63.10	3.96	12.48	5.49	75.58	4.15
Information Technology	86.78	5.45	28.88	12.70	115.66	6.35
General Insurance	37.01	2.32	2.66	1.17	39.67	2.18
Life Insurance	57.72	3.62	4.16	1.83	61.88	3.40
Telecom	171.24	10.75	17.41	7.66	188.66	10.36
Travel & Leisure	63.35	3.98	12.36	5.44	75.71	4.16
Miscellaneous	52.64	3.30	11.89	5.23	64.52	3.54
Debtenture	0.65	0.04	0.02	0.01	0.67	0.04

Sectoral P/E & EPS

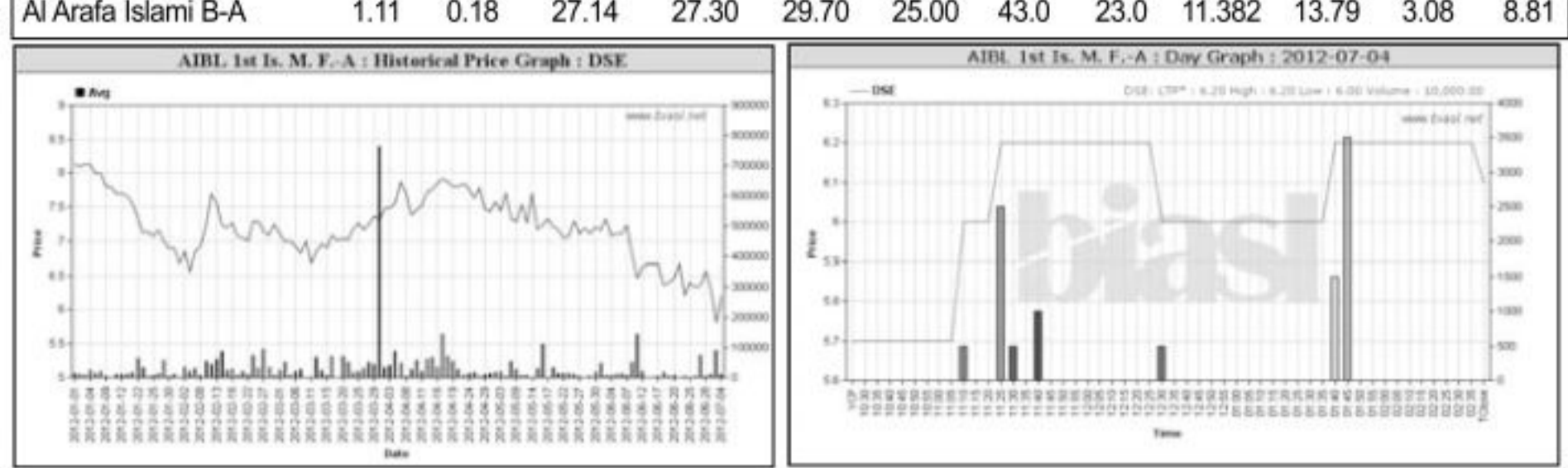
Sector	P/E		EPS(%)	
	DSE	CSE	DSE	CSE
Bank	8.60	8.57	32.47	32.47
NBFI	19.07	19.58	35.93	36.66
Investment	5.92	6.05	16.80	16.80
Engineering	17.18	17.30	43.63	41.74
Food & Allied	16.44	16.09	108.47	110.01
Fuel & Power	11.82	11.80	63.97	63.98
Textile	8.74	8.39	23.11	23.03
Pharma. & Chemical	21.86	21.31	59.10	50.17
Paper & Printing	18.62	17.84	12.41	13.27
Service	20.41	20.36	21.85	21.85
Leather	11.54	11.97	111.74	138.13
Ceramic	22.90	22.61	20.65	20.65
Cement	22.50	22.31	54.73	54.73
IT	16.69	16.72	12.11	12.11
General Insurance	22.04	22.32	20.25	20.37
Life Insurance	19.74	20.51	70.15	70.15
Telecom	14.56	14.52	130.69	130.69
Travel & Leisure	16.91	19.13	20.69	19.52
Miscellaneous	4.04	4.03	174.36	169.50
Stock Exchanges	12.02	11.90	41.72	41.49

Prepared exclusively for Daily Star by Business Information Automation Service Line (BIASL) on the basis of information collected from daily stock quotations and audited reports of the listed companies. High level of caution has been taken to collect and present the above information and data. The publisher will not take any responsibility if any body uses this information and data for his/her investment decision. For any query please email to biasl@bol-online.com or call 01552153562 or go to www.biasl.net

Capital Gainers

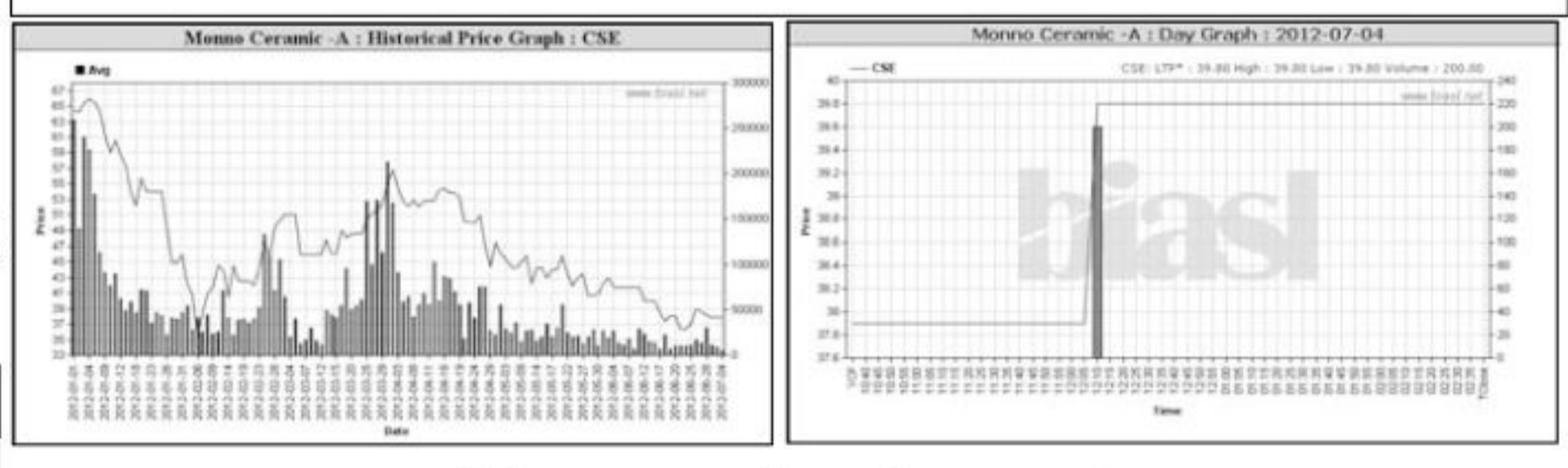
Dhaka Stock Exchange

Company	Price Chn. (%)		Price Scale				Turnover		BookV			
	Close	Avg.	Avg.	Close	W Hi	W Lo	Yr Hi	YrLo	M.Tk	Per S	EPS	PE
AIBL 1st Is. M. F.-A	7.02	6.71	6.20	6.10	6.20	6.00	10.2	5.7	0.062	9.25	-0.75	-8.27
Bangas -A	3.31	1.61	116.71	118.50	121.50	113.20	204.0	101.4	0.496	13.45	1.46	79.94
MBL 1st M. F.-A	2.99	4.95	7.00	6.90	7.00	6.90	10.3	6.0	0.021	9.08	-0.92	-7.61
Berger Paints-A	2.43	2.36	520.00	519.50	520.00	519.00	817.0	431.0	0.260	67.74	31.1	16.72
AB Bank 1st Mutual Fund-A	2.04	2.04	10.00	10.00	10.50	9.50	12.5	9.0	0.015	10.31	0	-
Social Islami. B-A	1.50	1.75	20.32	20.30	21.00	18.00	31.5	17.0	95.097	14.72	1.81	11.23
IBBLMPB-A	1.39	1.32	960.66	966.00	970.00	928.00	1050.0	890.0	0.586	1000	0	-
Reliance1 M.F.-A	1.23	6.25	8.50	8.20	8.60	8.00	15.0	7.0	0.017	0	0	-
Eastern Lubricants -A	1.16	1.46	296.36	295.50	300.00	290.00	639.0	240.0	0.163	57	5	59.27
Al Arafat Islami B-A	1.11	0.18	27.14	27.30	29.70	25.00	43.0	23.0	11.382	13.79	3.08	8.81



Chittagong Stock Exchange

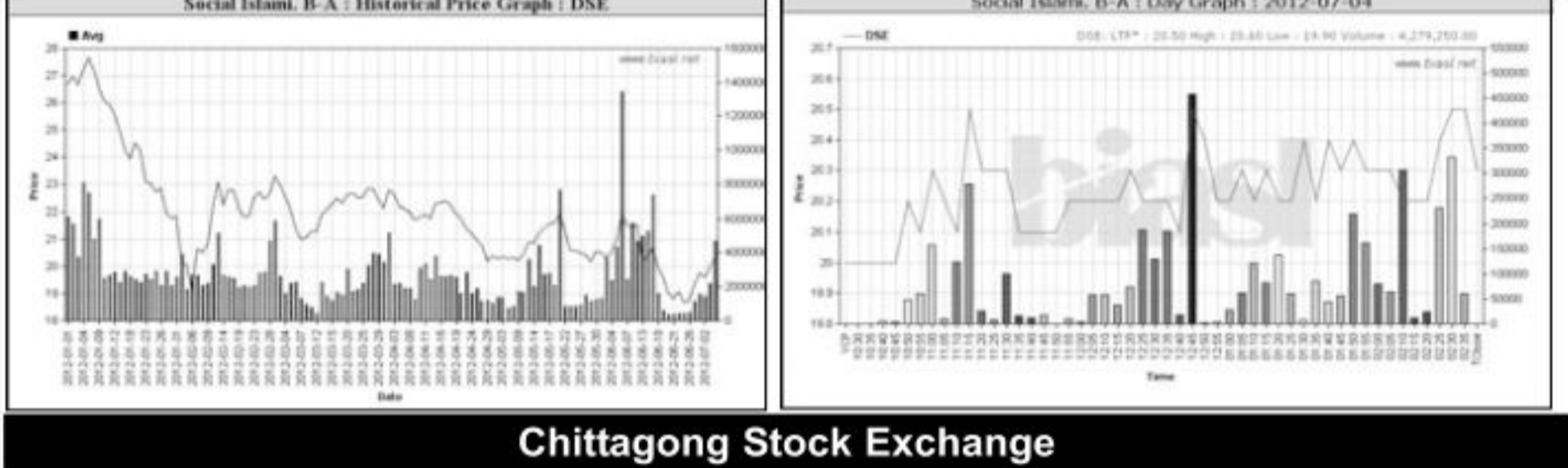
Company	Vol.	Value	% of Total	Average Price
Monno Ceramic -A	5.26	5.07	39.80	40.00
GG Ball Pen-A	3.57	4.18	174.30	174.00
Key & Que (BD) -B	3.33	1.67	30.50	31.00
Brac Bank -A	3.23	2.09	31.54	32.00
IBBLMPB-A	0.52	0.05	942.50	959.00
ACI ZERO Bond-A	0.51	0.60	790.00	790.00



Turnover Leaders

Dhaka Stock Exchange

Company	Vol. Share	Value (M.Tk.)	% of Total	Price Scale				C.Avg		BookV	
				Clo	Chn	PW Clo	W Hi	W Lo	Avg.	Per S	EPS
Social Islami. B-A	4680567	95.097	5.97	-20.32	20.30	21.00	18.00	1.50	14.72	1.81	11.23
Gramophone-A	445508	89.906	5.64	-20.81	200.70	204.50	187.00	-1.52	28.8	13.99	14.43
aamra technologies-N	3287750	82.591	5.18	-25.12	23.90	28.00	23.60	0.00	28.34	1.16	21.66
BD Submarine Cable-N	1384600	81.337	5.11	-58.74	58.80	60.00	57.90	0.51	17.55	2.57	22.86
LankaBangla Fin. -A	713569	53.418	3.35	-74.86	73.70	77.00	70.00	-4.04	34.55	4.18	17.91
National Bank - A	1975915	51.590	3.24	-26.11	25.80	28.50	24.50	-2.27	15.16	4.28	6.10
Square Pharma -A	194910	49.839	3.13	-255.70	253.90	258.40	253.10	-1.21	49.95	9.56	26.75
Unique Hotel RL - N	625700	47.370	2.97	-75.71	75.40	78.00	75.00	-0.66	60.65	4.09	18.51
BEXIMCO Ltd. -A	562795	46.416	2.91	-82.47	81.70	88.00	75.00	-1.68	118.71	23.73	34.38
Meghna Petroleum -A	220740	44.931	2.82	-203.55	202.50	208.10	190.00	-2.27	32.27	14.15	13.99
Titas Gas TDCLA	560500	37.539	2.36	-66.97	66.00	68.60	65.40	-2.94	29.98	9.74	6.88
Jamuna Oil -A	157140	37.179	2.33	-236.60	233.70	240.00	228.00	-2.05	40.19	14.45	16.37
LafargeS Cement-Z	897500	34.328	2.15	-38.25	38.00	38.90	38.00	-1.30	5.57	-2.46	-15.55
Islami Bank BD - A	765050	31.573	1.98	-41.27	41.10	42.20	38.00	0.49	21.66	3.87	10.66
Keya Cosmetics -A	872653	29.733	1.87	-34.07	33.90	36.00	33.00	-1.74	22.52	2.2	15.49
GPH Ispat Ltd-N	393500	26.543	1.67	-67.45	66.70	69.90	66.60	-2.77	16.18	2.85	23.67
Summit Power -A	458724	24.109	1.51	-52.56	51.70	55.00	50.00	-3.36	20.76	5.1	10.31
Aftab Auto -A	157482	19.775	1.24	-125.57	124.90	129.00	120.00	-0.81	56.28	19.61	6.40
Prime Bank -A	649840	19.738	1.24	-30.37	30.00	30.80	28.00	-0.99	19.28	3.98	7.63
Padma Islami Life*-N	254000	18.823	1.18	-74.11	72.10	77.50	71.70	-8.04	25.76	1.63	45.47



Chittagong Stock Exchange

Company	Vol.	Value	% of Total	Average Price
aamra technologies-N	1121750	28.541	12.55	25.44
National Bank - A	415485	10.857	4.78	26.13
LankaBangla Fin. -A	138000	10.345	4.55	30.00
BEXIMCO Ltd. -A	121118	9.962	4.38	32.00
BD Submarine Cable-N	167800	9.806	4.31	89.00
LafargeS Cement-Z	242000	9.214	4.05	100.00
Unique Hotel RL - N	104200	7.918	3.48	50.75
R. N. Spinning-A	321662	7.892	3.47	20.00
Gramophone-A	37800	7.606	3.35	34.00
Social Islami. B-A	337071	6.804	2.99	20.19
Aftab Auto -A	50580	6.358	2.80	195.00
UCBL - A	245972	5.959	2.62	10.00
UNITED AIR-A	298390	4.443	1.95	10.00
GBB Power Ltd-N	109600	4.375	1.92	54.00
Square Pharma -A	15060	3.834	1.69	500.00
Saihan Cotton-N	192500	3.597	1.58	8.00
GPH Ispat Ltd-N	52000	3.520	1.55	50.00
Padma Islami Life*-N	43500	3.213	1.41	50.00
Al Arafat Islami B-A	114008	3.070	1.35	62.50