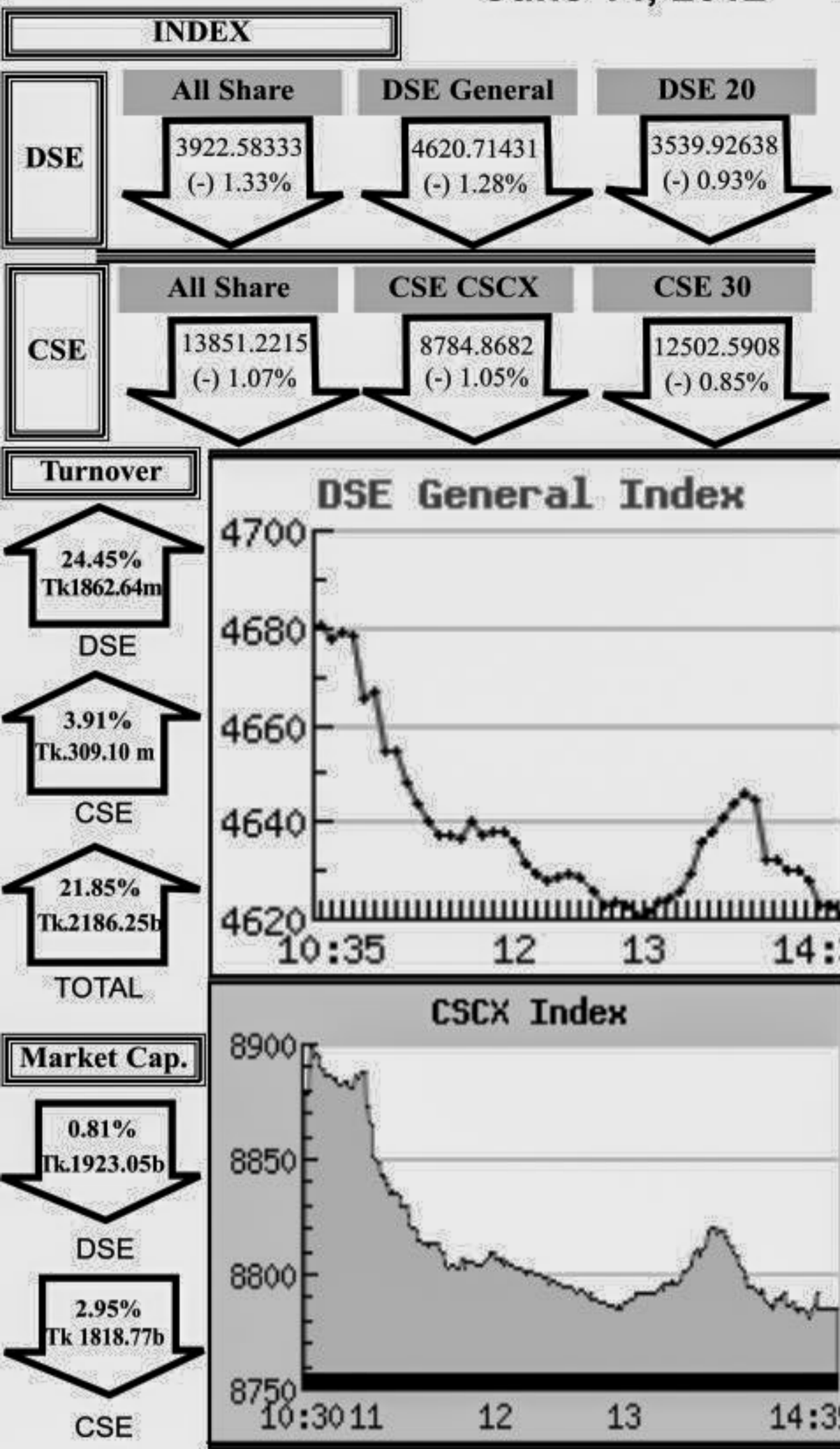


## Capital Market Highlights: June 14, 2012



### Key Features : June 14, 2012

Indicator	DSE	CSE	Total
Turnover (Million Taka)	1,862.64	309.10	2,171.74
Turnover (Volume)	42,493,230	6,729,554	49,222,784
No. of Contract	125,334	29,843	155,177
Traded Issues	262	176	262
Issue Gain (Avg. Price Basis)	28	14	28
Issue Loss (Avg. Price Basis)	229	157	229
Unchanged Issue (Avg. Price Basis)	5	4	5
Market Cap. Equity (Billion Tk.)	1,923.05	1,818.77	1,923.05
Market Cap. Equity (Billion US\$)	24.81	23.47	24.81

### Combined Turnover Leaders

Company	Volume (Share)	Value (M. Taka)	% of Total	Average Price
BD Submarine Cable-N	12286200	656.62	30.27	53.44
LafargeS Cement-Z	2800500	119.16	5.49	42.55
Social Islami. B-A	5779157	117.76	5.43	20.38
Grameenphone-A	259800	52.59	2.42	202.44
Meghna Petroleum -A	239848	50.54	2.33	210.71
LankaBangla Fin. -A	525815	45.32	2.09	86.19
BEXIMCO Ltd. -A	468428	41.35	1.91	88.27
GPH Ispat Ltd-N	489000	37.82	1.74	77.33
GBB Power Ltd-N	841400	34.80	1.60	41.36
National Bank - A	1206789	34.63	1.60	28.69
Titas Gas TDCLA	483050	33.16	1.53	68.65
Square Pharma -A	125500	32.30	1.49	257.34
M.I. Cement-A	266310	29.28	1.35	109.95
Meghna Life Ins. -A	180020	28.63	1.32	159.03
Jamuna Oil -A	107392	27.06	1.25	251.98
R. N. Spinning-A	907257	25.78	1.19	28.42
Aftab Auto.-A	168404	23.23	1.07	137.94
Khulna Power-A	420633	23.06	1.06	54.83
Padma Islami Life*-N	168000	19.92	0.92	118.55
UCBL - A	720255	19.22	0.89	26.68
Summit Power -A	317782	19.15	0.88	60.26
UNITED AIR-A	1168865	18.94	0.87	16.21
Phoenix Finance-A	271100	18.92	0.87	69.8
Islami Bank BD - A	388368	16.71	0.77	43.03
GSP Finance-A	381252	16.30	0.75	42.76
CVO PetroChem RL-A	56000	14.69	0.68	262.24
Barakatullah E. D.-A	328360	14.53	0.67	44.24
EXIM Bank-A	725523	13.87	0.64	19.12
City Bank - A	404889	13.80	0.64	34.08
Delta SpinnersA	446800	13.75	0.63	30.77

### Sectoral Turnover Summary

Sector	DSE		CSE		Total	
	Mill. (Tk.)	%	Mill. Tk.	%	Mill. Tk.	%
Bank	311.90	16.75	45.30	14.00	357.20	16.34
NBFI	131.46	7.06	20.14	6.22	151.60	6.93
Investment	28.09	1.51	2.27	0.70	30.36	1.39
Engineering	95.67	5.14	19.51	6.03	115.18	5.27
Food & Allied	27.14	1.46	3.69	1.14	30.83	1.41
Fuel & Power	213.36	11.45	29.11	8.99	242.46	11.09
Jute	0.25	0.01	0.00	0.00	0.25	0.01
Textile	61.69	3.31	14.55	4.50	76.25	3.49
Pharma & Chemical	70.43	3.78	9.44	2.92	79.87	3.65
Paper & Packaging	0.05	0.00	4.84	1.49	4.89	0.22
Service	8.94	0.48	0.76	0.24	9.71	0.44
Leather	1.90	0.10	0.84	0.24	2.74	0.12
Ceramic	11.00	0.59	1.21	0.37	12.21	0.56
Cement	145.20	7.80	13.48	4.17	158.68	7.26
Information Technology	5.99	0.32	1.02	0.31	7.01	0.32
General Insurance	41.62	2.23	3.42	1.06	45.03	2.06
Life Insurance	59.74	3.21	9.26	2.86	69.00	3.16
Telecom	587.59	31.55	121.63	37.58	709.22	32.44
Travel & Leisure	15.28	0.82	3.66	1.13	18.94	0.87
Miscellaneous	45.01	2.42	15.45	4.78	60.46	2.77
Debtenture	0.31	0.02	0.06	0.02	0.37	0.02

### Sectoral P/E & EPS

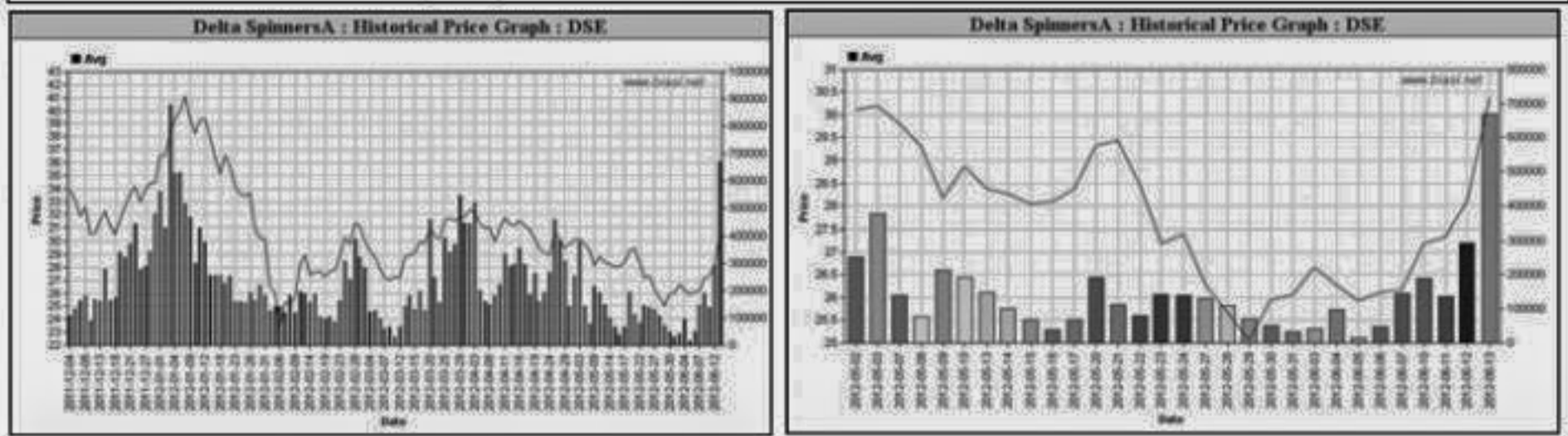
Sector	P/E		EPS(%)	
	DSE	CSE	DSE	CSE
Bank	9.23	9.19	32.47	32.47
NBFI	20.90	21.04	36.05	36.79
Investment	6.17	6.32	16.80	16.80
Engineering	18.74	18.94	43.63	41.74
Food & Allied	16.47	16.64	108.47	110.01
Fuel & Power	12.67	12.69	63.97	63.98
Textile	9.49	9.08	23.64	23.57
Pharma. & Chemical	22.77	22.10	59.10	50.17
Paper & Printing	18.18	19.01	12.41	13.27
Service	22.53	22.55	21.85	21.85
Leather	11.70	11.72	111.74	138.13
Ceramic	24.78	24.75	20.65	20.65
Cement	23.98	23.98	54.73	54.73
IT	16.70	16.59	12.27	12.27
General Insurance	25.08	25.29	20.25	20.37
Life Insurance	22.81	22.92	74.64	74.64
Telecom	14.57	14.56	130.69	130.69
Travel & Leisure	14.72	22.83	10.61	7.10
Miscellaneous	4.36	4.35	174.36	169.50
Stock Exchanges	12.73	12.57	41.90	41.66

All the above PE and EPS are estimated to get a relative idea only and not calculated by any of the stock exchanges.

Prepared exclusively for Daily Star by Business Information Automation Service Line (BIASL) on the basis of information collected from daily stock quotations and audited reports of the listed companies. High level of caution has been taken to collect and present the above information and data. The publisher will not take any responsibility if any body uses this information and data for his/her investment decision. For any query please email to biasl@bol-online.com or call 01552153562 or go to www.biasl.net

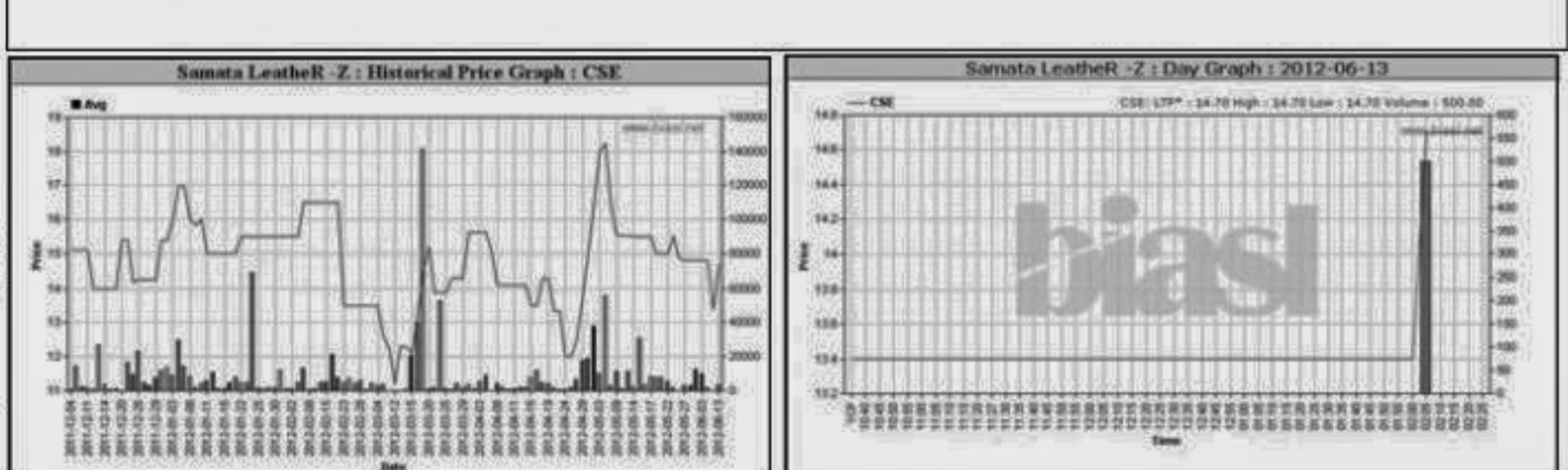
### Capital Gainers

Company	Price Chn. (%)		Price Scale				Turnover		BookV		
	Close	Avg.	Avg. Close	DayHi	DayLo	Yr Hi	YrLo	M.Tk	Per S	EPS	PE
BD Fixed Income MF-A	8.79	(1.61)	9.18	9.90	9.90	8.70	14.0	8.6	0.078	10.27	0
NLI 1st MF-A	7.59	6.25	8.50	8.50	8.50	7.60	10.5	7.6	0.009	10.33	0
Dulamia CottonZ	7.45	2.77	10.00	10.10	10.10	9.50	35.9	9.2	0.041	-19.32	-2.01
ICB Emp. PMF-A	3.95	(0.26)	7.64	7.90	7.90	7.60	14.8	6.3	0.359	11.65	1.44
AMCL 2nd MF-A	3.75	2.13	8.17	8.30	8.30	7.80	15.8	6.5	0.188	12.12	1.81
Standard Insurance-A	3.67	(0.59)	40.75	42.40	42.40	40.10	59.5	36.5	2.486	13.25	1.78
Social Islami. B-A	2.46	0.94	20.38	20.80	20.80	18.30	31.5	18.0	107.347	14.72	1.81
Usmania Glass -A	2.16	0.15	88.97	90.00	90.00	86.10	164.5	83.1	0.129	28.89	0.14
Berger Paints-A	2.12	1.09	520.00	525.00	525.00	514.10	817.0	431.0	0.494	67.74	31.1
S.B. 1st M. F.-A	2.08	(0.41)	9.65	9.80	9.80	9.60	10.7	7.9	0.082	0	0



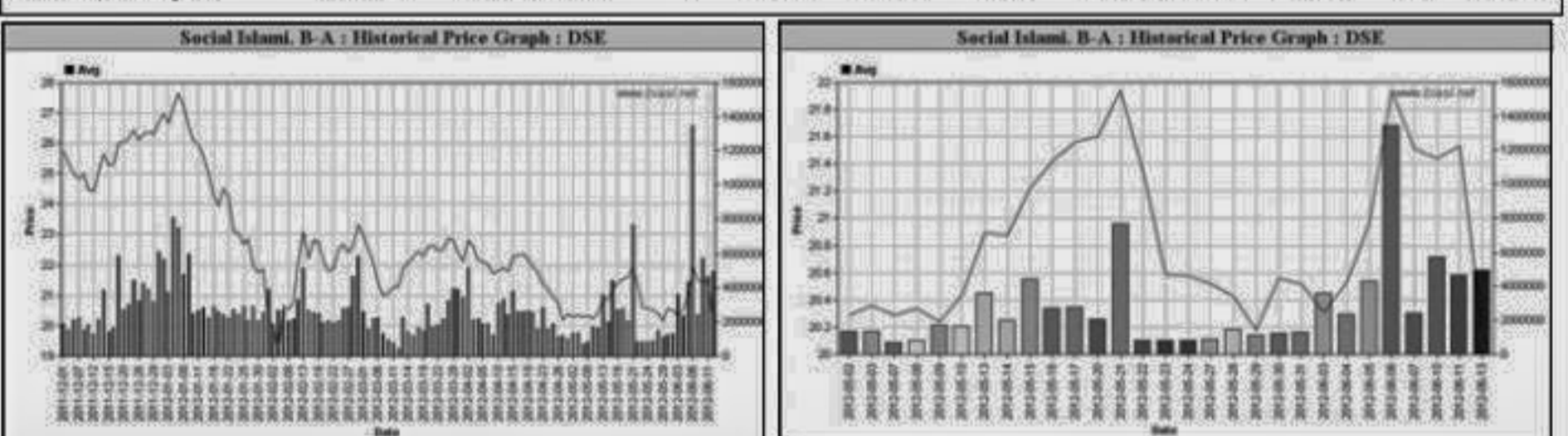
### Chittagong Stock Exchange

Company	Vol.	Value	% of Total	Average Price
Eastern InsurA	8.48	8.48	49.90	49.90
Trust Bank 1st MF-A	2.50	1.50	8.12	8.20
ICB AMCL 2nd NRB -A	2.13	2.35	14.39	14.40
Metro Spinning -A	2.04	1.88	20.00	20.00
Social Islami. B-A	1.99	1.59	20.39	20.50
National Polymer -A	1.49	1.63	41.06	41.00
EBL First M F-A	1.06	2.49	9.45	9.50
IBBLMPB-A	1.00	1.24	907.00	910.00
ACI Formulations-A	0.97	0.42	83.13	83.60



### Turnover Leaders

Company	Vol. Share	Value (M. Tk.)	% of Total	Price Scale			C. Pct	BookV			
				Avg. Close	DayHi	DayLo					
BD Submarine Cable-N	1163400	544.10	229.21	53.54	58.60	60.00	45.00	0.00	17.55	2.57	20.83
LafargeS Cement-Z	2550500	108.50	5.83	42.54	42.40	43.60	42.20	-2.30	5.57	-2.46	-17.29
Social Islami. B-A	5268282	107.34	5.76	20.38	20.80	20.80	18.30	2.46	14.72	1.81	11.26
Meghna Petroleum -A	220186	46.40	2.49	210.74	209.60	214.00	202.00	-1.60	32.27	14.15	14.89
Grameenphone-A	214800	43.49	2.33	202.47	202.10	203.80	200.50	-0.59	28.8	13.99	14.47
LankaBangla Fin. -A	408815	35.23	1.89	86.20	85.70	88.00	83.00	-1.72	34.55	4.18	20.62
BEXIMCO Ltd. -A	349842	30.89	1.66	88.30	87.90	90.00	81.10	-1.90	118.71	23.73	3.72
GPH Ispat Ltd-N	388500	30.01	1.61	77.25	76.80	79.80	76.50	-2.54	16.18	2.85	27.11
GBB Power Ltd-N	704000	29.13	1.56	41.38	42.70	44.60	40.10	-0.70	13.64	1.54	26.87
Titas Gas TDCLA	422050	28.98	1.56	68.67	68.40	70.50	68.10	-1.16	29.98	7.74	7.05
LafargeS Cement-Z	110390	28.99	1.52	257.18	257.10	259.90	254.30	-0.81	49.95	9.56	26.90
Meghna Life Ins. -A	177070	28.16	1.51	159.03	156.00	162.50	152.00	-7.58	48.87	10.82	14.70
National Bank - A	946109	27.14	1.46	28.69	28.60	31.00	26.10	-1.04	15.16	4.28	6.70
M.I. Cement-A	241690	26.57	1.43	109.96	109.00	114.00	100.20	-0.87	62	5.36	20.51
Jamuna Oil -A	101892	25.67	1.38	251.98	252.00	254.00	235.00	-0.87	40.19	14.45	17.44
Khulna Power-A	361213	19.97	1.06	54.81	54.40	57.00	51.00	-3.03	12.53	2.86	20.61
Aftab Auto.-A	137424	18.96	1.02	137.98	137.60	140.60	128.00	-0.57	56.28	19.61	7.04
Phoenix Finance-A	266500	18.60	1.00	69.83	70.50	70.60	67.50	-1.29	20.35	2.93	23.83
Summit Power -A	294470	17.47	0.95	60.27	60.20	62.00	58.00	-0.82	20.76	5.1	11.72
R. N. Spinning-A	614660	17.47	0.94	28.43	28.40	30.50	27.00	-2.74	16.58	2.8	10.15



### Chittagong Stock Exchange

Company	Vol.	Value	% of Total	Average Price
BD Submarine Cable-N	2122800	112.52	36.69	53.01
LafargeS Cement-Z	250000	10.65	3.48	42.64
BEXIMCO Ltd. -A	118586	10.45	3.41	20.00
Social Islami. B-A	510875	10.41	3.40	23.00
LankaBangla Fin. -A	117000	10.08	3.29	70.00
Grameenphone-A	45000	9.10	2.97	20.00
R. N. Spinning-A	292597	8.30	2.71	10.00
GPH Ispat Ltd-N	100500	7.80	2.54	10.00
National Bank - A	260680	7.48	2.44	15.00
GBB Power Ltd-N	137400	5.66	1.85	30.00
UCBL - A	203264	5.41	1.77	10.00
BSC-A	15910	4.74	1.55	5.00
Aftab Auto.-A	30980	4.26	1.39	10.00
Padma Islami Life*-N	36000	4.24	1.39	20.00
Titas Gas TDCLA	61000	4.18	1.36	20.00
Popular Life Insu. -A	20000	4.17	1.36	10.00
Meghna Petroleum -A	19662	4.15	1.35	10.00
Square Pharma -A	15110	3.96	1.27	50.00
UNITED AIR-A	225960	3.66	1.19	69.00
Khulna Power-A	59420	3.26	1.07	20.00

</