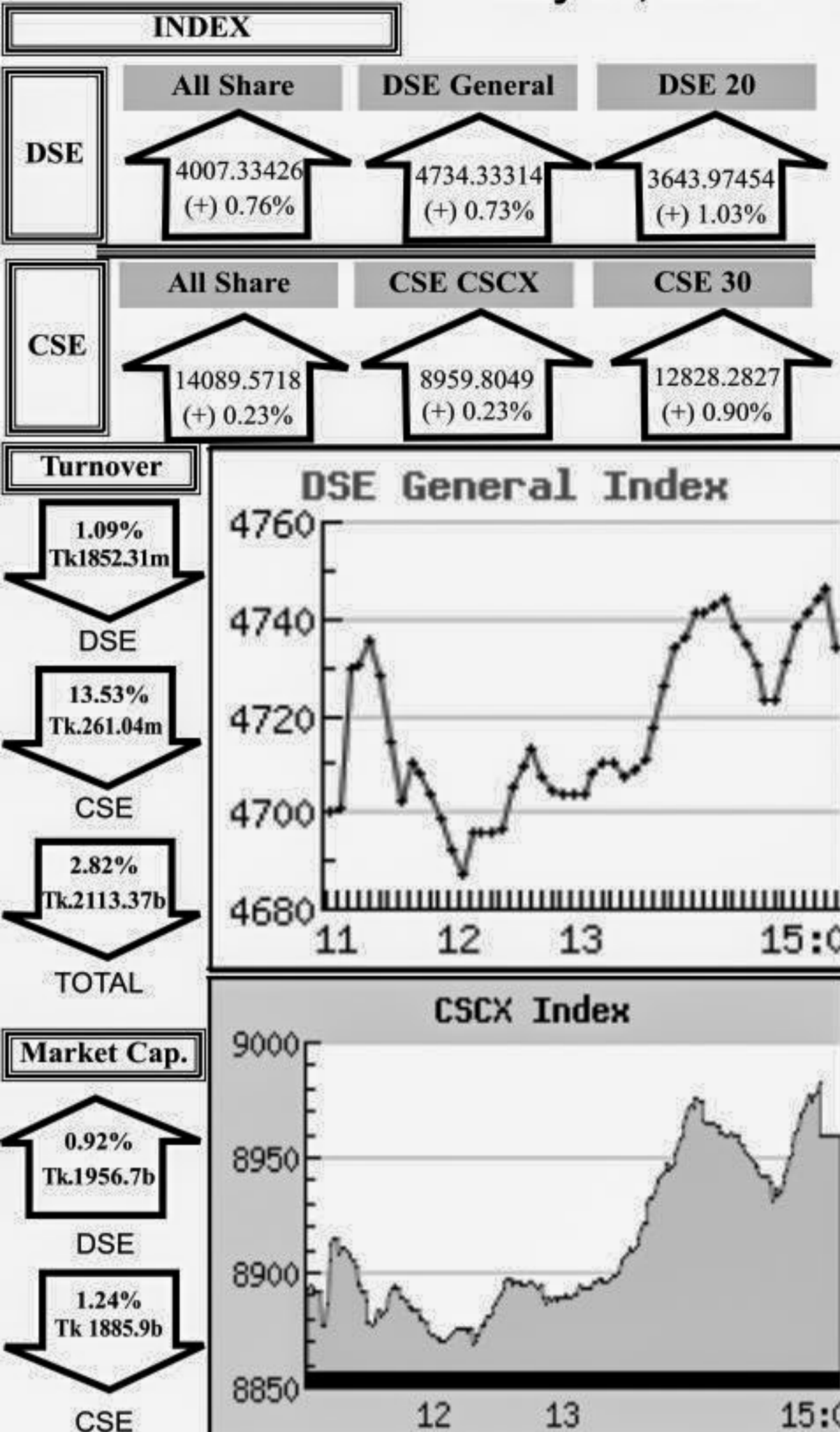


Capital Market Highlights:
May 31, 2012



Capital Gainers

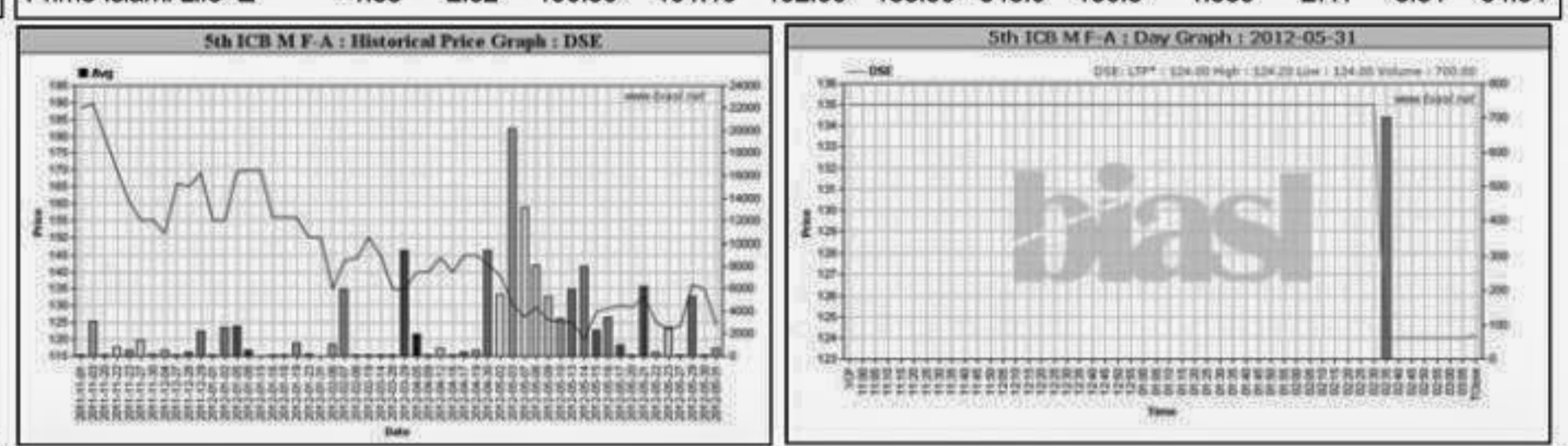
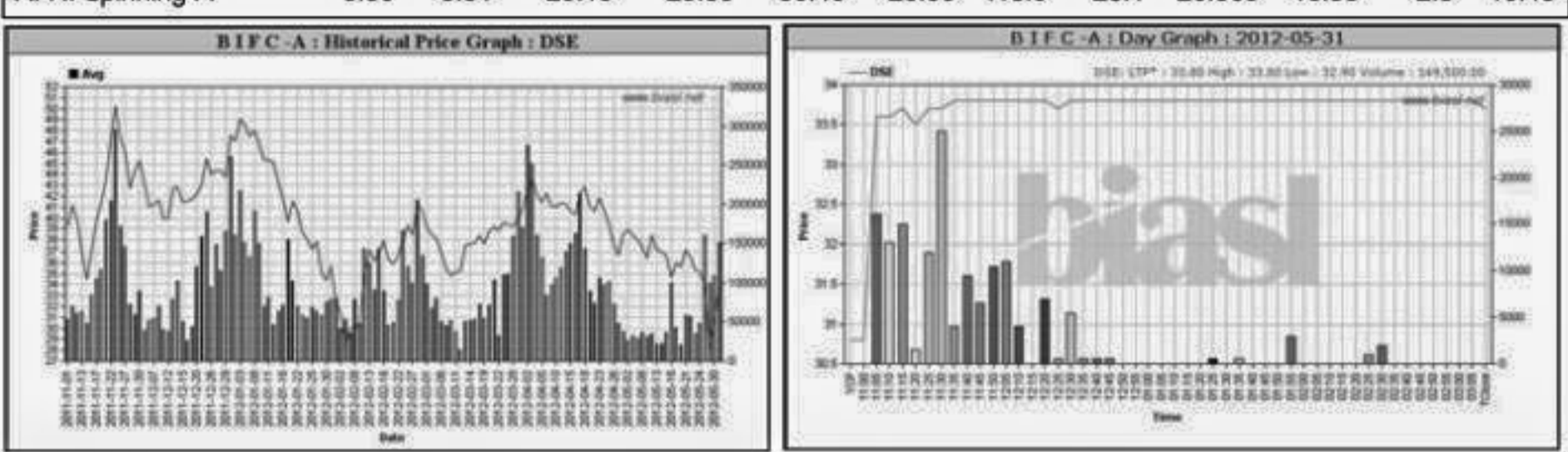
Dhaka Stock Exchange

Company	Price Chn. (%)		Price Scale				Turnover		BookV			
	Close	Avg.	Avg.	Close	DayHi	DayLo	Yr Hi	YrLo	M.Tk	Per S	EPS	PE
B I F C -A	9.42	9.69	33.72	33.70	33.80	31.00	74.6	27.5	5.058	12.72	0.25	134.88
Reliance1 M.F.-A	9.21	3.75	8.30	8.30	8.30	8.30	15.0	7.0	0.008	0	0	-
Zeal Bangla Sugar -Z	8.00	8.00	10.80	10.80	10.80	10.80	22.0	9.1	0.043	-132.27	-17.65	-0.61
LR Global BD MF1-A	7.37	6.25	10.20	10.20	10.20	10.20	11.0	9.0	0.005	0	0	-
Northern Jute -Z	6.97	11.94	22.50	21.50	22.10	20.90	41.3	17.0	0.009	8.6	-8.19	-2.75
Progressive Life-A	6.65	6.65	176.50	176.50	176.50	176.50	279.4	116.9	0.088	26.05	1.75	100.86
BD Fixed Income MF-A	6.45	5.32	9.90	9.90	9.90	9.90	14.0	8.6	0.005	10.27	0	-
Jute SpinnersA	5.83	3.33	87.25	89.00	90.00	81.30	179.0	81.3	0.397	56.59	4.87	17.92
FAS Fin. & Inv. Ltd-A	5.65	5.14	38.90	39.30	39.70	38.00	66.0	31.5	7.819	17.74	0.17	228.82
R. N. Spinning-A	5.30	3.51	29.19	29.80	30.40	26.00	118.0	25.1	26.869	16.58	2.8	10.43

Capital Losers

Dhaka Stock Exchange

Company	Price Chn. (%)		Price Scale				Turnover		BookV			
	Close	Avg.	Avg.	Close	DayHi	DayLo	Yr Hi	YrLo	M.Tk	Per S	EPS	PE
5th ICB M.F.A	-8.07	-7.93	124.29	124.10	124.20	124.00	193.8	120.0	0.087	41.95	18.93	6.57
Imam Buton -Z	-6.43	-6.32	13.19	13.10	13.50	13.00	44.4	12.8	0.244	7.35	-1.74	-7.58
Janata Insur -Z	-5.55	-5.81	268.53	268.25	275.00	262.50	749.0	208.5	0.768	171.32	5.73	46.86
Monno Stallers-A	-4.86	-3.88	180.00	178.30	180.10	173.30	285.0	131.5	0.036	41.83	2.68	67.16
Modern Dyeing -Z	-3.50	0.00	40.00	38.60	39.00	38.50	58.2	32.0	0.010	9.35	-0.64	-62.50
Eastern Lubricants -A	-3.19	-3.23	300.00	300.10	310.10	290.10	639.0	240.0	0.030	57	5	60.00
Sinobangla Indu-A	-2.60	-3.89	30.11	30.00	31.00	29.90	64.0	27.7	5.660	21.53	1.84	16.36
MutualTrust Bank-A	-2.27	-1.22	25.93	25.80	26.20	25.00	48.5	22.6	0.807	17.73	1.59	16.31
Kay & Que (BD) -B	-2.01	-2.73	39.19	39.10	40.00	38.80	64.1	24.5	1.388	10.02	0.51	76.84
Prime Islami Life -Z	-1.85	-2.32	190.30	191.10	192.00	188.50	343.0	150.3	1.589	27.1	5.51	34.54



Chittagong Stock Exchange

Company	Price Chn. (%)		Price Scale				Turnover		BookV			
	Close	Avg.	Avg.	Close	DayHi	DayLo	Yr Hi	YrLo	M.Tk	Per S	EPS	PE
B I F C -A	10.00	9.41	33.95	34.10	34.10	33.00	81.0	26.2	0.594	12.72	0.25	135.80
First Lease-A	8.12	6.10	53.58	54.60	54.80	52.50	130.0	45.2	0.643	14.48	1.37	39.11
Grameen M F One-A	5.73	4.85	48.02	48.00	48.20	48.00	128.0	30.4	0.216	33.23	6.26	7.67
BD Finance-A	4.98	5.00	41.82	42.20	42.40	41.00	125.0	35.1	1.113	15.98	0.33	126.73
Monno Ceramic-A	4.62	3.40	42.29	43.00	43.00	42.00	95.7	35.1	0.030	18.47	1.49	28.38
R. N. Spinning-A	4.59	3.45	29.08	29.60	30.40	28.20	118.0	26.8	8.778	16.58	2.8	10.39
Anwar Galvanizing-B	4.55	4.55	23.00	23.00	23.00	23.00	22.0	22.0	0.012	7.07	0.52	44.23
Republic Insu-A	4.48	3.81	55.28	56.00	56.00	52.30	54.2	54.2	0.829	12.37	1.57	35.21
GPH Ispat Ltd-N	4.37	2.64	77.51	78.80	79.00	76.50	86.4	63.0	14.029	16.18	2.85	27.20
Takaful Islami Insu-A	4.00	3.79	49.33	49.40	50.00	49.00	52.2	52.2	0.148	14.73	1.77	27.87

Chittagong Stock Exchange

Company	Price Chn. (%)		Price Scale				Turnover		BookV			
	Close	Avg.	Avg.	Close	DayHi	DayLo	Yr Hi	YrLo	M.Tk	Per S	EPS	PE
ICB -A	-13.08	-13.08	1,948.73	1,948.80	1,990.00	1,831.00	3,677.0	1,332.0	2.144	889.8	151.12	12.90
Usmania Glass -A	-9.10	-9.20	90.80	90.90	92.00	90.50	155.3	78.0	0.020	28.89	0.14	648.57
Prime Islami Life -Z	-8.43	-1.21	163.00	163.00	163.00	163.00	348.6	157.0	0.065	27.1	5.51	29.58
Sinobangla Indu -A	-5.10	-5.16	29.78	29.80	30.00	29.30	64.0	29.0	0.089	21.53	1.84	16.18
Phoenix Insur -A	-2.21	-2.14	70.90	70.90	70.90	70.90	125.5	62.0	0.014	22.76	3.11	22.80
Prime Textile -A	-2.20	-2.07	22.23	22.20	22.50	21.90	37.2	37.2	0.083	67.88	1.82	12.21
Green Delta M.F.-A	-1.85	-1.68	5.28	5.30	5.30	5.20	10.4	5.0	0.013	4.48	-0.52	-15.15
Nitol Insurance -A	-1.83	-1.89	43.00	43.00	43.00	43.00	50.0	50.0	0.968	13.98	1.85	23.24
Singer BD -A	-1.59	-0.46	179.57	179.60	183.00	177.00	236.0	236.0	0.287	52.99	10.18	17.64
Meghna Life Ins. -A	-1.59	-0.62	179.09	179.10	179.50	178.70	370.0	113.0	0.313	48.87	10.82	16.55

Turnover Leaders

Dhaka Stock Exchange

Company	Vol.	Value	% of Total	Price Scale				C.Pite	BookV			
				Share	(M.Tk.)	Total	Lot			Avg. Close	DayHi	DayLo
Grameenphone-A	493750	101,285.547	5.47	-	205.13	206.40	207.20	190.00	1.72	28.8	13.99	14.66
Square Pharma-A	358760	92,025.497	4.97	-	256.51	261.20	262.00	251.60	3.77	49.95	9.56	26.83
LafargeS Cement-Z	1689000	66,519.359	3.59	-	39.38	39.60	39.90	39.00	1.28	5.57	-2.46	-16.01
LankaBangla Fin.-A	690007	61,337.331	3.31	-	88.89	89.20	91.00	84.00	0.68	34.55	4.18	21.27
Meghna Petroleum-A	244135	51,033.276	2.61	-	209.04	209.50	210.80	191.00	1.21	32.27	14.15	14.77
Sandhani Life-A	245418	48,390.261	2.76	-	197.17	197.30	202.00	185.00	5.28	50.5	48.1	40.99
Jamuna Oil-A	184910	45,307.245	2.45	-	245.02	245.20	249.90	235.00	1.07	40.19	14.45	16.96
BEXIMCO Ltd.-A	494196	44,122.338	2.17	-	89.28	89.80	90.80	80.00	1.81	118.71	23.73	3.76
UCBL -A	1558071	41,843.226	2.26	-	26.86	26.80	29.00	25.00	-0.37	19.09	3.65	7.36
Aftab Auto-A	285270	40,116.217	2.17	-	140.62	141.00	141.70	126.00	1.08	56.28	19.61	7.17
City Bank -A	1051185	38,953.210	2.10	-	37.06	36.90	40.00	36.50	-0.27	28.35	3.26	11.37
GPH Ispat Ltd-N	482500	37,572.203	2.03	-	77.87	78.90	79.90	76.30	1.88	16.18	2.85	27.32
People's Leasing-A	716576	34,125.184	1.84	-	47.82	47.70	51.50	43.00	1.27	18.51	2.63	18.11
National Bank -A	1088540	33,082.179	1.79	-	30.39	30.30	33.30	28.00	-0.33	15.16	4.28	7.10
Titas Gas TDCLA	474700	31,799.172	1.72	-	66.99	67.50	68.00	66.00	1.50	29.98	9.74	6.88
M.I. Cement-A	255335	28,719.155	1.55	-	112.48	112.30	120.10	101.00	0.45	62	5.36	20.99
R. N. Spinning-A	920389	26,869.145	1.45	-	29.19	29.80	30.40	26.00	5.30	16.58	2.8	10.43
Social Islami. B-A	1303251	26,744.144	1.45	-	20.52	20.50	21.00	18.90	-0.97	12.32	1.89	10.86
Keya Cosmetics-A	527101	23,085.125	1.25	-	43.80	44.20	44.70	40.00	1.84	22.52	2.2	19.91
Padma Oil Co.-A	45500	23,001.124	1.24	-	505.52	509.20	513.00	481.00	1.31	73.36	19.88	25.43

Market Cap. Leader

Dhaka Stock Exchange

Company	Market Cap. M. Tk.	% of Total	Average			Price Scale			BookV			
			Price	Chn.	P Day	D Hi	D Lo	D Clo.	Chn%	Per S	EPS	PE
Grameenphone-A	276,987	14.16	205.13	1.15	202.79	207.2	190	206.4	1.72	28.8	13.99	14.66
ICB -A	68,003	3.48	2,014.91	0.00	2,014.84	2,056	1,920	2,016.5	-0.21	889.8	151.12	13.33
Square Pharma -A	67,933	3.47	256.51	1.57	252.54	262	251.6	261.2	3.77	49.95	9.56	26.83
Titas Gas TDCLA	63,112	3.23	66.99	0.92	66.38	68	66	67.5	1.5	29.98	9.74	6.88
Islami Bank BD -A	54,544	2.78	43.53	0.00	43.53	46	40	43.6	0.23	21.66	3.87	11.25
National Bank -A	43,142	2.2	30.39	-0.16	30.44	33.3	28	30.3	-0.33	15.16	4.28	7.10
BATEL -A	36,310	1.86	60.51	0.87	59.97	607	604	605.2	0.9	56.52	42.51	14.24
Prime Bank-A	32,668	1.67	34.01	0.58	34.71	35	31.4	34.9	0.29	19.8	3.98	8.77
BEXIMCO Ltd.-A	32,459	1.66	89.28	1.40	88.05	90.9	80	89.8	1.81	118.71	23.73	3.76
Summit Power -A	29,513	1.51	59.87	0.91	59.33	61	54	60.2	1.69	20.76	5.1	11.74
BSRM Steels-A	28,240	1.44	86.76	0.64	86.21	87.5	86	86.7	0.58	8.36	2.98	29.11
Pubali Bank -A	27,241	1.39	32.49	0.09	32.45	34	29.5	32.5	0	19.17	2.7	12.03
Power Grid Co. -A	26,025	1.33	62.11	0.49	61.81	62.9	61	62.4	1.79	44.21	2.21	28.10
Eastern Bank -A	25,223	1.29	41.27	0.76	40.96	41.7	37.5	41.2	-0.24	23.87	4.14	9.97
LafargeS Cement-Z	25,154	1.29	39.38	0.56	39.16	39.9	39	39.6	1.28	5.57	-2.46	-16.01
Renata Ltd. -A	24,853	1.27	880.00	0.98	871.43	883.8	872	880.2	0.01	32.97	37.66	23.37
Dutch Ban. Bnk-A	24,630											