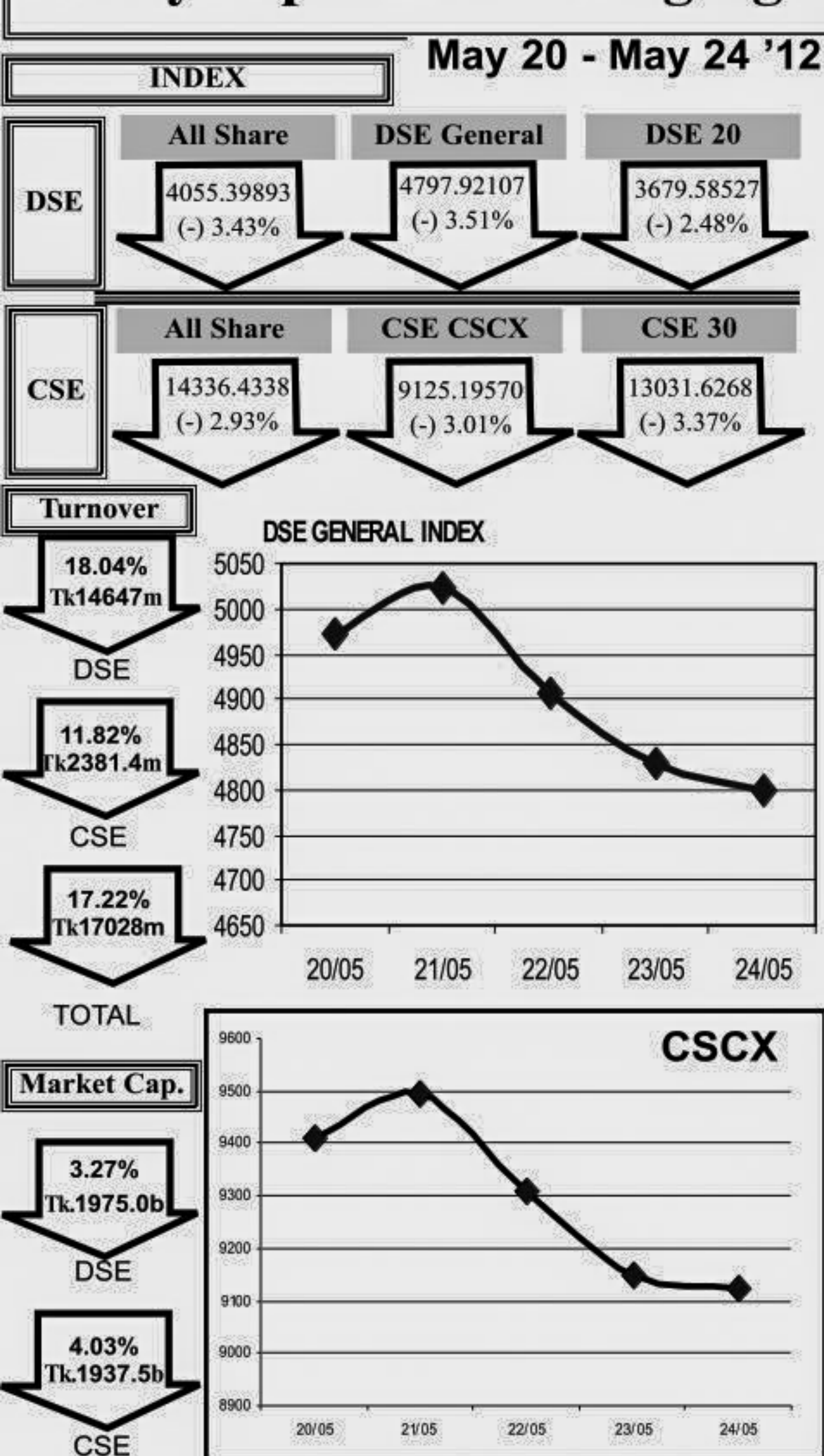


Weekly Capital Market Highlights:



Capital Gainers

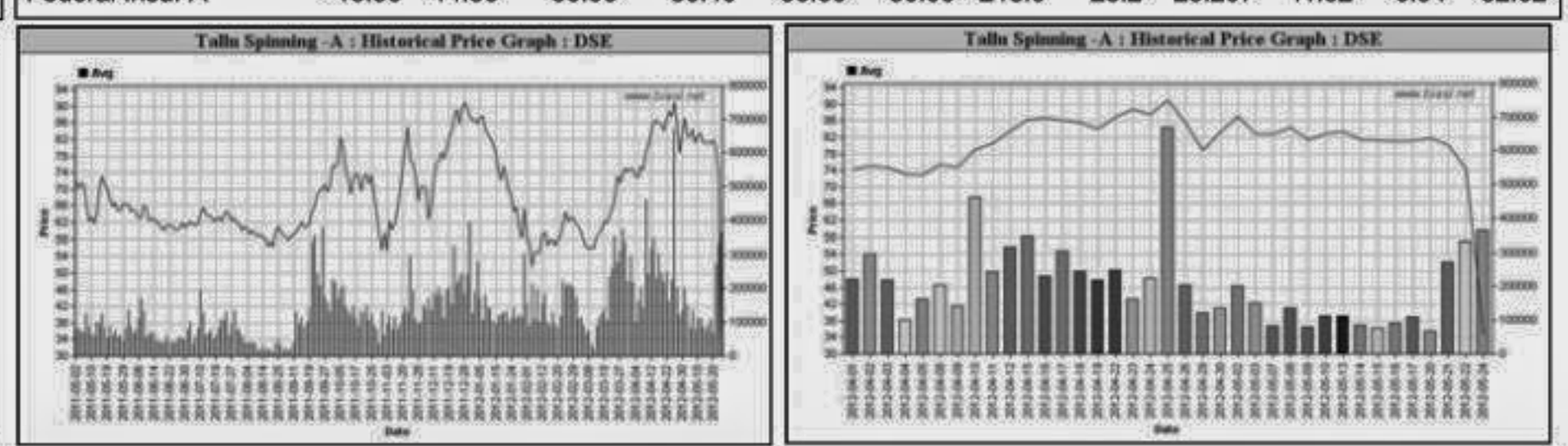
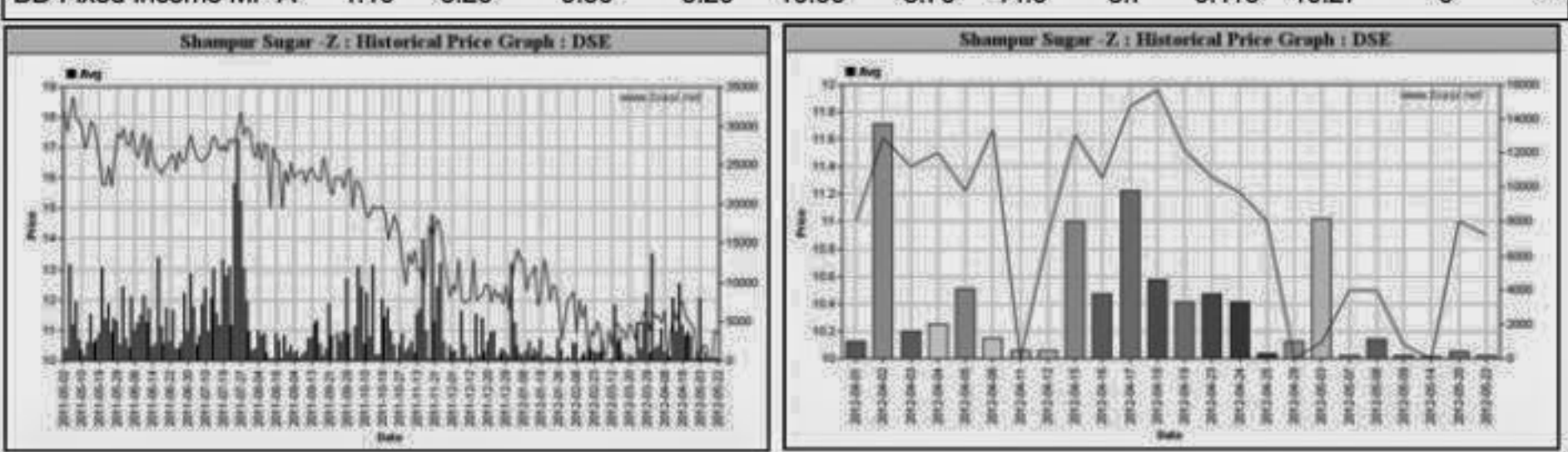
Dhaka Stock Exchange

Company	Price Chn. (%)		Price Scale				Turnover		BookV			
	Close	Avg.	Avg.	Close	W Hi	W Lo	Yr Hi	Yr Lo	M.Tk	Per S	EPS	PE
Shampur Sugar-Z	9.00	9.00	10.90	10.90	11.00	10.90	18.8	10.0	0.007	-638.4	-31.34	-0.35
AB Bank 1st Mutual Fund-A	6.06	6.06	10.50	10.50	10.50	9.60	12.5	9.0	0.030	10.31	0	-
Libra Infusions-A	4.93	5.10	294.29	294.00	305.00	285.00	464.0	233.5	1.123	1566.5	5.63	52.27
Samorita Hospital-A	3.43	3.93	88.00	87.50	90.00	85.00	129.0	57.3	0.173	17.82	3.27	26.91
Padma Islami Life-N	3.12	5.32	130.80	128.90	140.90	125.70	209.0	116.5	209.494	25.76	1.63	80.25
Imam Button-Z	2.96	3.70	14.00	13.90	14.90	13.50	44.4	12.8	0.576	7.35	-1.74	-8.05
Eastern Lubricants-A	2.27	2.10	323.80	323.80	327.00	308.10	639.0	240.0	0.160	57	5	64.76
CVO PetroChem RL-A	1.77	1.84	235.54	235.70	248.00	218.00	389.5	192.9	58.111	12.75	3.6	65.43
LafargeS Cement-Z	1.31	1.58	38.63	38.70	39.90	37.10	68.4	21.6	568.937	5.57	-2.46	-15.70
BD Fixed Income MF-A	1.10	3.26	9.50	9.20	10.00	8.70	14.0	8.7	0.116	10.27	0	-

Capital Losers

Dhaka Stock Exchange

Company	Price Chn. (%)		Price Scale				Turnover		BookV			
	Close	Avg.	Avg.	Close	W Hi	W Lo	Yr Hi	Yr Lo	M.Tk	Per S	EPS	PE
Tallu Spinning-A	-57.62	-57.53	34.48	34.50	85.00	34.00	94.8	34.0	64.526	10.14	0.26	132.62
IFIC Bank-A	-30.16	-29.72	47.99	47.70	54.90	46.00	96.8	37.4	60.101	18.92	2.4	20.00
Pioneer Insur-A	-26.87	-24.49	90.20	87.90	122.80	86.90	124.0	63.6	96.015	22.82	4.94	18.26
Beximco Pharma-A	-25.22	-24.53	67.41	66.70	90.30	61.00	117.3	55.5	152.826	56.22	3.93	17.15
Beximco Syn-A	-19.83	-18.50	27.89	27.50	34.70	26.50	57.4	25.5	44.144	26.94	1.37	20.36
EXIM Bank-A	-17.98	-17.54	18.90	18.70	24.20	17.50	38.4	17.5	92.635	13.76	1.92	9.84
Shinepukur Ceramics-A	-17.20	-16.64	30.92	30.80	39.10	30.50	68.0	25.5	30.190	35.21	1.32	23.42
2nd ICB M F-A	-17.01	-17.01	200.00	200.00	231.00	194.00	407.0	194.0	0.898	76.34	33.02	6.06
Sonargaon Tex-A	-16.67	-16.17	22.24	22.00	26.50	21.50	58.7	21.5	7.570	41.82	0.72	30.89
Federal Insu-A	-15.56	-14.86	30.66	30.40	36.60	30.00	218.0	25.2	25.207	11.62	0.94	32.62

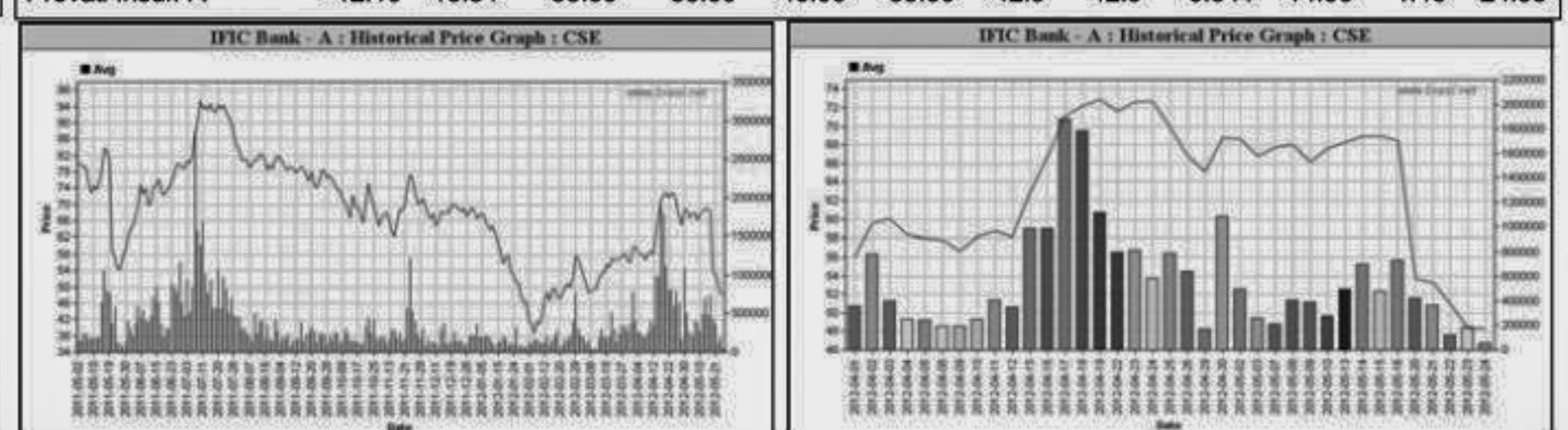
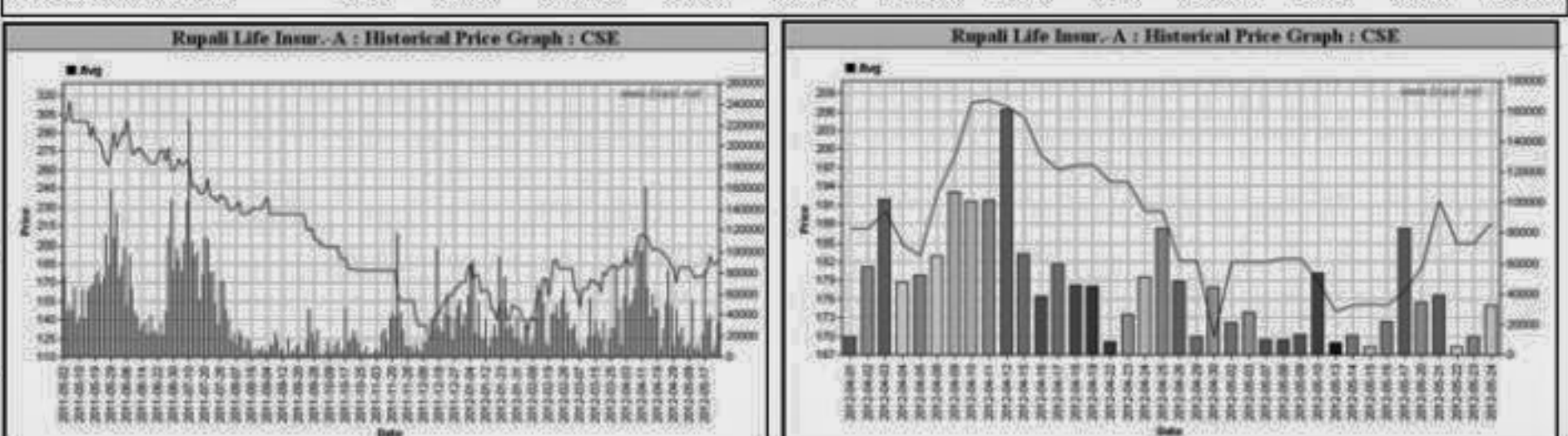


Chittagong Stock Exchange

Company	Vol.	Value	% of	Price Scale				C.Avg		BookV		
	Share	(M.Tk.)	Total	Chn	PW	Chn	W Hi	W Lo	Avg.	Per S	EPS	PE
Rupali Life Insur-A	8.12	6.03	188.00	191.70	195.00	178.30	152.0	152.0	0.110	31.25	3.75	50.13
National Tea-A	7.43	6.40	671.33	671.30	671.50	671.00	500.0	500.0	0.201	83.5	8.1	82.88
Usmania Glass-A	6.41	3.95	103.85	106.30	108.50	104.00	155.3	78.0	0.056	28.89	0.14	741.79
PragatiLife Insu.-A	6.09	6.10	238.73	238.70	242.00	234.00	262.1	17.103	30.15	0.6	397.88	
Bangas-A	5.86	5.91	130.00	130.00	130.00	130.00	150.3	150.3	0.013	13.45	1.46	89.04
HeidelbergCement-A	5.16	4.61	251.83	252.60	254.00	245.00	253.4	20.201	93.15	13.2	19.08	
Padma Islami Life-N	5.09	5.46	130.45	130.00	139.90	126.00	194.5	118.1	60.721	31.63	80.03	
Rangpur Foundry-A	4.23	4.23	69.00	69.00	69.00	69.00	111.0	53.5	0.035	15.78	2.6	26.54
Reliance Insur-A	3.94	6.59	97.43	95.00	97.50	95.00	112.0	112.0	1.004	72.57	4.67	20.86
BDCOM Online-A	3.81	2.60	21.72	21.80	22.80	21.20	45.0	17.1	0.354	16.07	0.51	42.59

Chittagong Stock Exchange

Company	Vol.	Value	% of	Price Scale				C.Avg		BookV		
	Share	(M.Tk.)	Total	Chn	PW	Chn	W Hi	W Lo	Avg.	Per S	EPS	PE
Tallu Spinning-A	-57.75	-57.76	34.60	34.60	87.00	34.60	71.9	71.9	3.592	10.14	0.26	133.08
IFIC Bank-A	-29.47	-29.31	48.38	48.10	55.00	47.50	96.5	38.0	3.887	18.92	2.4	20.16
Aziz PipesZ	-26.67	-26.67	22.00	22.00	23.10	22.00	29.0	29.0	0.100	-40.88	-0.99	-22.22
Beximco Pharma-A	-25.25	-25.18	67.17	66.90	91.50	66.50	144.0	50.0	22.673	56.22	3.93	17.09
Beximco Syn-A	-18.77	-18.34	27.87	27.70	34.90	27.20	40.6	40.6	8.029	26.94	1.37	20.34
Sonargaon Tex-A	-18.59	-18.36	21.92	21.90	26.30	21.70	34.0	34.0	0.274	41.82	0.72	30.44
EXIM Bank-A	-17.54	-17.12	18.88	18.80	24.00	18.60	42.0	18.0	14.352	13.76	1.92	9.83
Shinepukur Ceramics-A	-17.25	-17.27	30.75	30.70	38.00	30.30	69.0	5.0	3.792	35.21	1.32	23.30
Federal Insu-A	-15.00	-14.47	30.67	30.60	36.40	30.00	220.0	25.3	3.973	11.62	0.94	32.63
Provati Insur-A	-12.10	-13.84	35.60	35.60	40.00	35.60	42.9	42.9	0.641	14.06	1.46	24.38



Key Features - May 20 -24, 2012

Indicators	DSE	CSE	TOTAL
Turnover (Million Taka)	14,646.84	2,381.35	17,028.19
Turnover (Volume)	286,982,213	54,843,518	341,825,731
No. of Contract	396,966	66,768	463,734
Traded Issues	276	217	276
Issue Gain (Avg. Price Basis)	25	27	25
Issue Loss (Avg. Price Basis)	247	188	247
Unchanged Issue (Avg. Price Basis)	4	1	4
Market Cap. Equity (Billion. Tk.)	1,974.99	1,937.48	1,974.99
Market Cap. Equity (Billion US\$)	25.48	25.00	25.48

Turnover Leaders

Dhaka Stock Exchange

Company	Vol.	Value	% of	Price Scale				C.Avg		BookV		
	Share	(M.Tk.)	Total	Chn	PW	Chn	W Hi	W Lo	Avg.	Per S	EPS	PE
LankaBangla Fin.-A	7,666,931	726.14	4.96	91.00	-5.21	96.00	101.00	82.80	91.76	34.55	4.18	21.77
LafargeS Cement-Z	14,712,000	568.94	3.88	38.70	1.31	38.20	39.90	37.10	38.63	5.57	-2.46	-15.73
Grameenphone-A	2,696,046	558.11	3.81	204.60	-1.11	206.90	213.90	190.00	204.55	28.8	13.99	14.62
Jamuna Oil-A	1,634,562	420.82	2.87	247.80	-3.77	257.50	270.00	236.00	249.21	40.19	14.45	17.15
Meghna Petroleum-A	1,959,380	420.36	2.87	209.00	-2.25	213.80	224.00	193.00	209.73	32.27	14.15	14.77
City Bank-A	9,721,583	390.01	2.66	37.30	-8.58	40.80	41.00	33.60	37.43	28.35	3.26	11.44
BEXIMCO Ltd.-A	3,796,835	367.60	2.51	91.90	-6.32	98.10	102.00	83.70	92.40	118.71	23.73	38.21
Altab Auto-A	2,181,820	318.33	2.17	141.30	-4.22	146.30	155.00	130.00	142.26	56.28	19.61	7.27
M.I. Cement-A	2,458,085	282.58	1.93	113.60	0.35	113.20	124.70	101.80	113.87	62	5.36	21.19
Square Pharma-A	1,031,270	270.43	1.85	256.70	-2.62	263.60	269.00	253.00	257.37	49.95	9.56	26.85
Social Islami-B-A	12,238,832	265.03	1.81	20.50	-5.09	21.60	22.40	18.60	20.58	12.32	1.89	10.85
Foreast Islami Life-A	1,245,540	256.05	1.75	201.50	0.95	199.60	215.00	190.00	203.20	60.79	9.21	21.88
UNITED AIR-A	13,534,735	246.53	1.68	17.20	-6.52	18.40	19.50	16.00	17.42	12.64	0.71	24.23
UCBL-A	8,127,033	237.38	1.62	28.00	-5.72	29.70	32.60	25.90	28.14	19.09	3.65	7.67
Southeast Bank-A	9,593,794	222.33	1.52	22.20	-3.06	22.90	24.00	19.80	22.25	20.86	2.22	10.00
National Bank-A	6,368,933	211.00	1.44	32.00	-4.72	33.60	36.00	29.10	32.21	15.16	4.28	7.48
Padma Islami Life-N	1,571,000	209.49	1.43	128.90	-3.16	132.00	140.90	125.70	130.80	25.76	1.63	79.08
People's Leasing-A	4,042,895	208.81	1.43	49.20	-6.46	52.60	55.90	45.00	49.78	15.51	2.63	18.71
Titas Gas TDCLA	2,756,750	189.01	1.29	67.30	0.00	67.20	73.00	65.00	67.45	29.98	9.74	11.48
Keya Cosmetics-A	4,034,692	186.05	1.27	44.60	-2.19	45.60	48.90	41.20	45.00	22.52	2.2	20.27

Market Cap. Leader

Dhaka Stock Exchange

Company	Market Cap.	% of	Average		Price Scale				BookV			
	M. Tk.	Total	Price	Chn.	P W	W Hi	W Lo	W Clo.	Chn%	Per S	EPS	PE
Grameenphone-A	276,204	13.99	204.55	-0.99	206.6	213.9	190	204.6	-1.11	28.8	13.99	14.62
ICB-A	69,718	3.53	2,065.71	-4.81	2170	2239	2050	2065.25	-4.79	753.05	114.23	18.08
Square Pharma-A	68,161	3.45	257.37	-2.25	263.3	269	253	256.7	-2.62	49.95</		