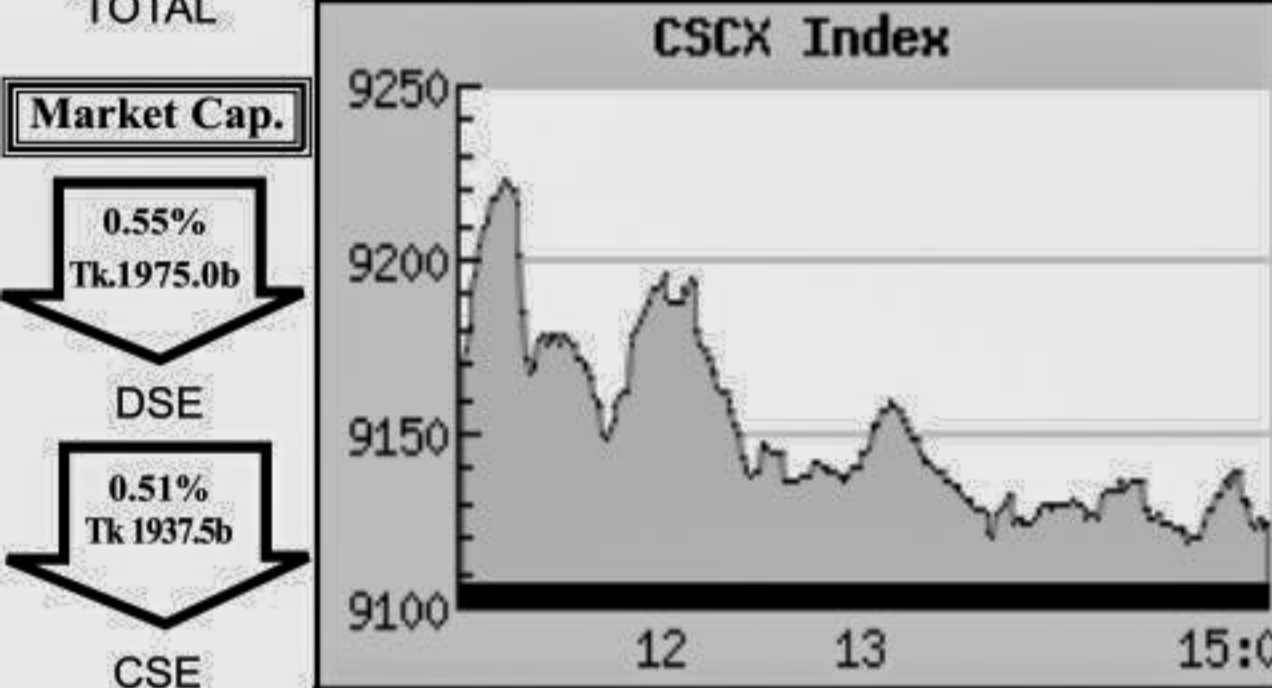
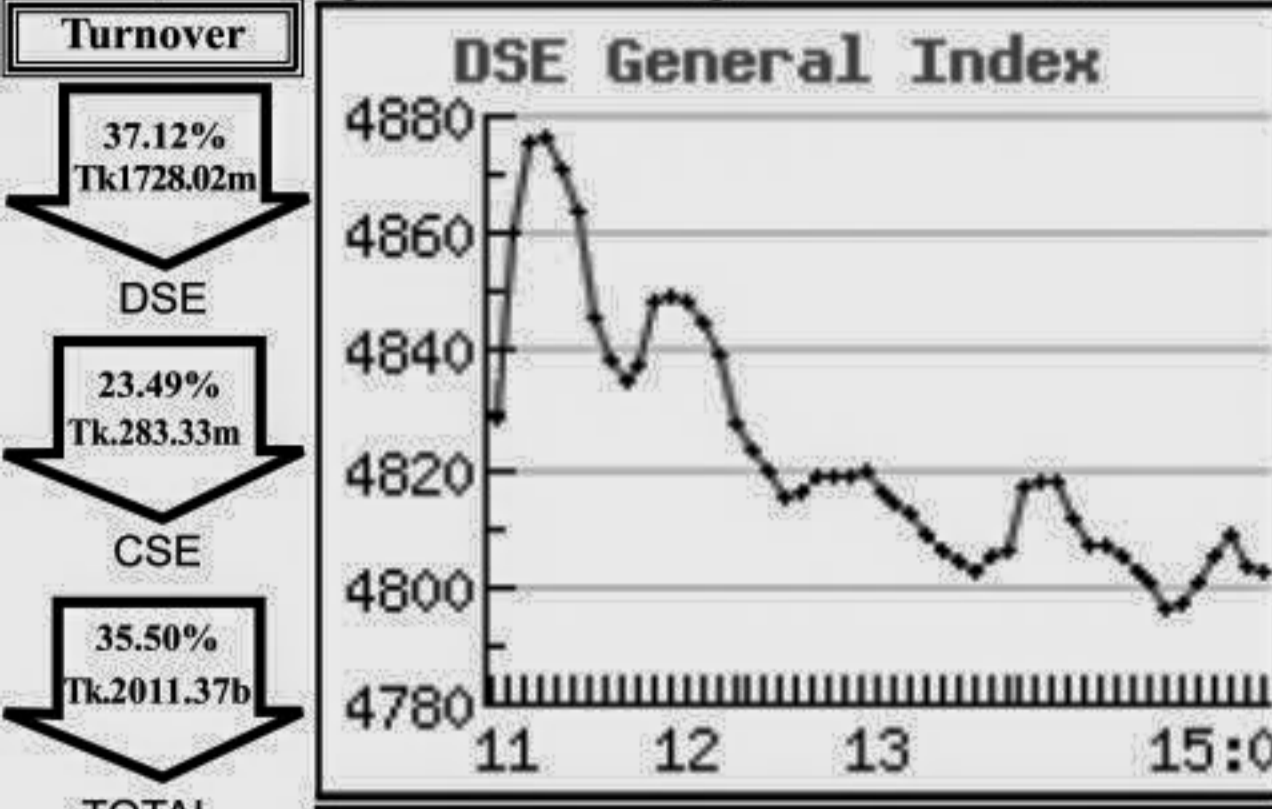


### Capital Market Highlights: May 24, 2012

INDEX	All Share	DSE General	DSE 20
DSE	4055.39893 (-) 0.56%	4797.92107 (-) 0.64%	3679.58527 (-) 0.35%
CSE	14336.4338 (-) 0.21%	9125.1957 (-) 0.24%	13031.6268 (-) 0.45%

Turnover	DSE	CSE	TOTAL
DSE	37.12% Tk1728.02m	23.49% Tk283.33m	35.50% Tk2011.37b
Market Cap.	0.55% Tk1975.0b	0.51% Tk1937.5b	



### Key Features - May 24, 2012

Indicators	DSE	CSE	TOTAL
Turnover (Million Taka)	1,728.02	283.34	2,011.36
Turnover (Volume)	34,215,465	5,966,256	40,181,721
No. of Contract	54,462	10,340	64,802
Traded Issues	256	170	256
Issue Gain (Avg. Price Basis)	135	103	135
Issue Loss (Avg. Price Basis)	116	65	116
Unchanged Issue (Avg. Price Basis)	5	5	5
Market Cap. Equity (Billion Tk.)	1,974.99	1,937.48	1,974.99
Market Cap. Equity (Billion US\$)	25.48	25.00	25.48

### Combined Turnover Leaders

Company	Volume (Share)	Value (M. Taka)	% of Total	Average Price
LankaBangla Fin. -A	1218527	111.84	5.56	91.78
LafargeS Cement-Z	2175500	84.03	4.18	38.62
Greenphone-A	363855	74.42	3.70	204.54
Jamuna Oil -A	262232	65.35	3.25	249.19
BEXIMCO Ltd. -A	653434	60.44	3.01	92.5
M.I. Cement-A	452860	51.55	2.56	113.83
Meghna Petroleum -A	230968	48.43	2.41	209.69
Fareast Islami Life -A	234370	47.61	2.37	203.16
People's Leasing-A	897950	44.56	2.22	49.62
Aftab Auto.-A	310869	44.23	2.20	142.27
UCBL -A	1472706	41.43	2.06	28.13
National Bank -A	1210642	39.03	1.94	32.24
UNITED AIR-A	2043370	35.61	1.77	17.43
Titas Gas TDCLA	519600	35.13	1.75	67.61
Keya Cosmetics -A	740642	33.33	1.66	45
Padma Islami Life*-N	246500	32.22	1.60	130.73
GPH Ispat Ltd-N	379500	29.20	1.45	76.94
Summit Power -A	460944	28.68	1.43	62.21
Square Pharma -A	99980	25.73	1.28	257.34
Phoenix Finance-A	378870	24.86	1.24	65.63
R. N. Spinning-A	777187	24.26	1.21	31.21
Khulna Power-A	415340	24.06	1.20	57.93
Padma Oil Co. -A	44200	22.15	1.10	501.22
Active Fine Chem.-A	360320	22.07	1.10	61.26
AB Bank - A	456936	21.32	1.06	46.65
Social Islami. B-A	973685	20.03	1.00	20.58
BSRM Steels-A	218980	19.75	0.98	90.19
ConfidenceCement A	158224	19.51	0.97	123.33
Beximco Pharma -A	283183	19.07	0.95	67.36
City Bank -A	506966	18.97	0.94	37.41

### Sectoral Turnover Summary

Sector	DSE		CSE		Total	
	Mil. (Tk)	%	Mil. Tk.	%	Mil. Tk.	%
Bank	254.63	14.74	57.74	20.38	312.37	15.53
NBFI	229.03	13.25	51.27	18.10	280.30	13.94
Investment	31.27	1.81	1.68	0.59	32.94	1.64
Engineering	154.84	8.96	30.70	10.83	185.54	9.22
Food & Allied	30.02	1.74	1.26	0.44	31.28	1.56
Fuel & Power	244.60	14.15	30.30	10.69	274.90	13.67
Jute	0.48	0.03			0.48	0.02
Textile	66.47	3.85	13.00	4.59	79.47	3.95
Pharma & Chemical	138.79	8.03	13.65	4.82	152.44	7.58
Paper & Packaging	0.14	0.01	2.43	0.86	2.56	0.13
Service	18.90	1.09	0.17	0.06	19.06	0.95
Leather	4.63	0.27	2.24	0.79	6.87	0.34
Ceramic	27.14	1.57	18.03	6.36	45.17	2.25
Cement	156.14	9.04	0.59	0.21	156.74	7.79
Information Technology	6.13	0.35	6.47	2.28	12.60	0.63
General Insurance	109.65	6.35	12.92	4.56	122.56	6.09
Life Insurance	105.67	6.11	17.59	6.21	123.26	6.13
Telecom	56.84	3.29	8.84	3.12	65.67	3.27
Travel & Leisure	26.77	1.55	14.44	5.10	41.21	2.05
Miscellaneous	64.58	3.74	0.03	0.01	64.61	3.21
Debtenture	1.34	0.08	0.00	0.00	1.34	0.07

### Sectoral P/E & EPS

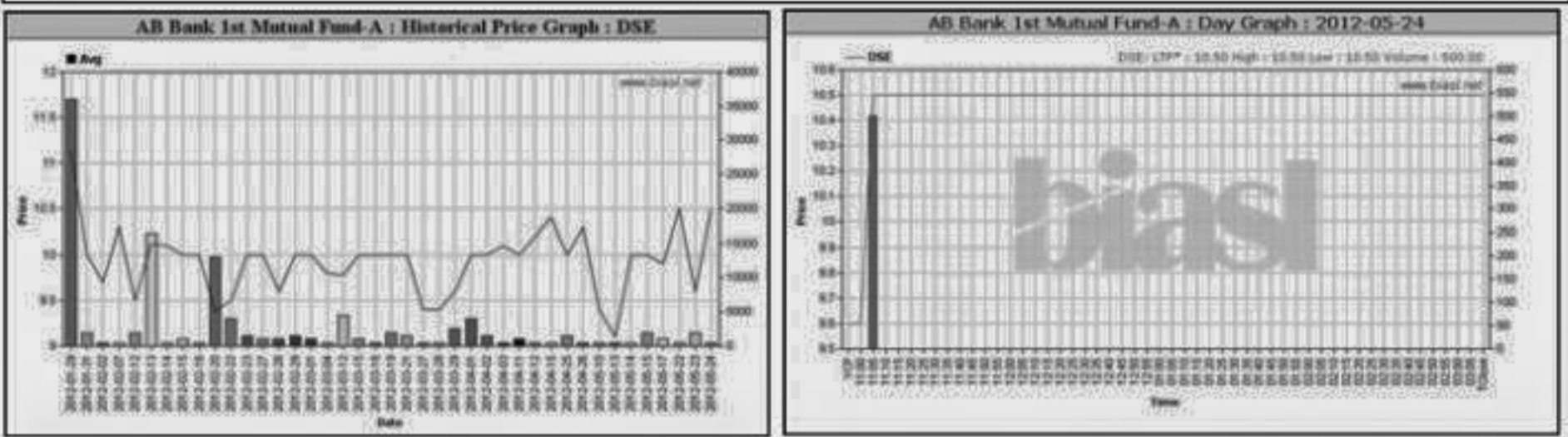
Sector	P/E		EPS(%)	
	DSE	CSE	DSE	CSE
Bank	9.83	9.81	32.41	32.41
NBFI	21.73	22.29	36.13	36.87
Investment	6.20	6.37	16.80	16.80
Engineering	19.72	20.05	43.63	41.74
Food & Allied	16.72	16.74	109.60	111.17
Fuel & Power	12.79	12.83	65.29	65.30
Textile	10.01	9.56	23.74	23.66
Pharma & Chemical	23.19	22.83	59.10	50.17
Paper & Printing	19.91	20.61	12.41	13.27
Service	23.84	23.84	21.85	21.85
Leather	12.29	12.62	111.74	138.13
Ceramic	26.12	25.94	20.65	20.65
Cement	24.86	25.26	54.73	54.73
IT	17.75	17.73	12.27	12.27
General Insurance	26.52	26.98	20.25	20.37
Life Insurance	25.04	25.14	77.27	77.27
Telecom	14.62	14.62	139.90	139.90
Travel & Leisure	16.96	24.59	9.85	7.10
Miscellaneous	4.60	4.63	174.36	169.50
Stock Exchanges	13.22	13.12	42.05	41.82

All the above PE and EPS are estimated to get a relative idea only and not calculated by any of the stock exchanges.

Prepared exclusively for Daily Star by Business Information Automation Service Line (BIASL), on the basis of information collected from daily stock quotations and audited reports of the listed companies. High level of caution has been taken to collect and present the above information and data. The publisher will not take any responsibility if any body uses this information and data for his/her investment decision. For any query please email to biasl@bol-online.com or call 01552153562 or go to www.biasl.net

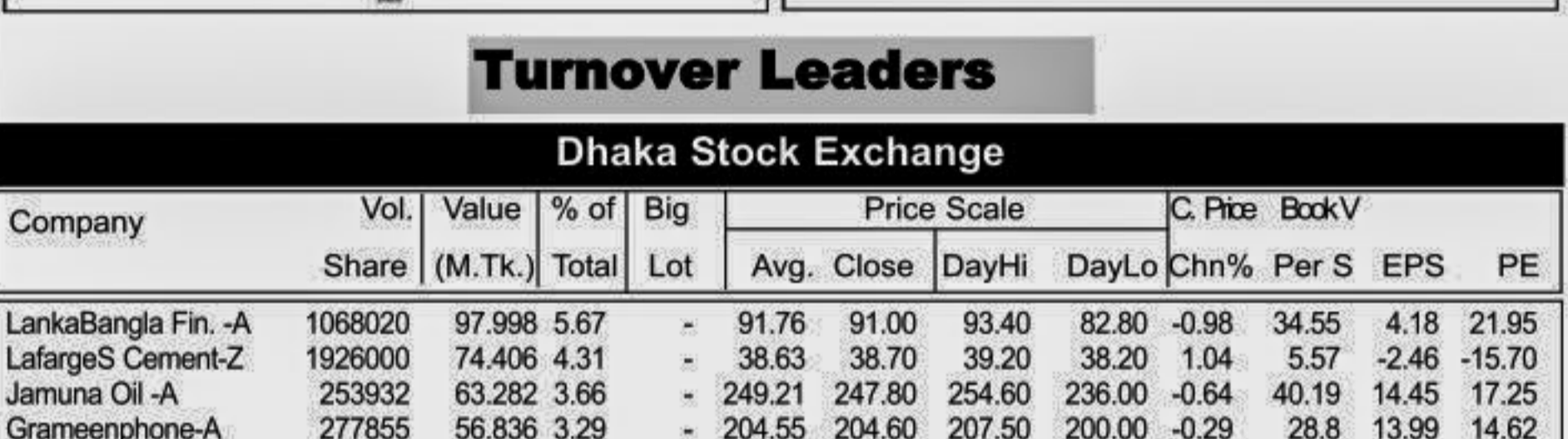
### Capital Gainers

Company	Price Chn. (%)		Price Scale				Turnover				BookV					
	Close	Avg.	Avg.	Close	DayHi	DayLo	Yr Hi	Yr Lo	M.Tk	Per S	EPS	PE	M.Tk	Per S	EPS	PE
AB Bank 1st Mutual Fund-A	9.38	10.50	10.50	10.50	10.50	12.5	9.0	0.005	10.31	0	-	-	-	-	-	-
Aziz PipesZ	5.99	3.42	22.70	23.00	23.50	21.70	41.7	19.6	0.168	-40.88	-0.99	-22.93	-	-	-	-
Delta Life Insu.-Z	4.07	4.13	3,967.50	3,966.60	3,998.00	3,949.00	6,000.00	2,349.00	1,587	189.4	38.53	102.97	-	-	-	-
Rahim Textile -A	3.86	5.90	153.33	150.60	152.00	150.00	289.9	106.0	0.023	73.23	3.82	40.14	-	-	-	-
Meghna Con. Milk -B	3.45	3.16	15.02	15.00	15.10	14.80	54.5	14.3	0.308	-9.34	-4.43	-3.39	-	-	-	-
Hakkani P& Paper-B	3.41	3.20	27.40	27.30	27.50	27.00	58.5	25.4	0.137	35.99	0.96	28.54	-	-	-	-
AIBL 1st Is. M. F.-A	2.86	3.11	7.30	7.20	7.40	7.10	10.2	6.4	0.073	9.25	-0.75	-9.73	-	-	-	-
2nd ICB M F -A	2.83	2.56	200.00	200.00	200.00	200.00	407.0	194.0	0.020	76.34	33.02	6.06	-	-	-	-
Standard Insurance-A	2.61	3.44	43.35	43.30	46.00	41.00	59.5	36.5	1.967	13.25	1.78	24.35	-	-	-	-
Power Grid Co. -A	2.27	2.72	62.76	63.00	63.90	59.00	82.5	39.8	4.009	44.21	2.21	28.40	-	-	-	-



### Chittagong Stock Exchange

Company	Vol.	Value	% of Total	Average Price
Pioneer Insur -A	8.88	8.89	92.01	92.00
Prime Bank 1st MF-A	4.48	4.17	6.99	7.00
PrimeFin 1st MF-A	4.39	4.39	11.90	11.90
MutualTrust Bank-A	3.86	3.45	26.98	27.00
Rupali Bank -A	3.50	3.49	94.50	94.50
Popular Life 1st M.F.-A	3.23	2.25	6.37	6.40
First Lease-A	2.63	2.57	50.70	51.00
Takaful Islami Insu-A	2.19	2.13	51.40	51.40
MeghnaCement-A	2.15	2.15	147.10	147.10
IBBLMPB-A	1.93	1.95	900.00	900.00



### Turnover Leaders

Company	Vol.		Value		% of Total		Price Scale		C.Pite		BookV	
	Share	(M.Tk.)	Total	Lot	Avg. Close	DayHi	DayLo	Chn%	Per S	EPS	PE	
LankaBangla Fin. -A	1068020	97,998	5.67	-	91.76	91.00	93.40	-0.98	34.55	4.18	21.95	
LafargeS Cement-Z	1926000	74,406	4.31	-	38.63	38.70	39.20	1.04	5.57	-2.46	-15.70	
Jamuna Oil -A	253932	63,282	3.66	-	249.21	247.80	254.60	-0.64	40.19	14.45	17.25	
Greenphone-A	277855	56,836	3.29	-	204.55	204.60	207.50	200.00	-0.29	28.8	13.99	
BEXIMCO Ltd. -A	507836	46,924	2.72	-	92.40	91.90	95.00	83.70	-1.18	118.71	23.73	
Meghna Petroleum -A	213828	44,846	2.60	-	209.73	209.00	215.00	193.00	-0.48	32.27	14.15	
M.I. Cement-A	392185	44,660	2.58	-	113.87	113.60	120.20	102.50	0.80	62	5.36	
Fareast Islami Life -A	205820	41,822	2.42	-	203.20	201.50	207.80	190.00	0.60	60.79	9.21	
Aftab Auto.-A	247367	35,191	2.04	-	142.26	141.30	144.70	130.00	-0.98	56.28	19.61	
National Bank -A	1029443	33,148	1.92	-	32.21	32.00	33.30	29.10	-0.93	15.16	4.28	
Keya Cosmetics -A	667142	30,024	1.74	-	45.00	44.60	46.20	44.00	-1.76	22.52	2.2	
UCBL -A	1043562	29,363	1.70	-	28.14	28.00	31.00	26.00	-1.06	19.09	3.65	
Summit Power -A	434007	27,004	1.56	-	62.22	61.80	63.40	57.00	-1.12	20.76	5.1	
UNITED AIR-A	1536745	26,770	1.55	-	17.42	17.20	18.00	16.00	-1.71	12.64	0.71	
People's Leasing-A	524975	26,132	1.51	-	49.78	49.20	52.50	45.00	-1.80	18.61	2.63	
Padma Islami Life*-N	196000	25,637	1.48	-	130.80	128.90	133.90	127.80	-1.10	25.76	1.63	
GPH Ispat Ltd-N	324000	24,918	1.44	-	76.91	76.10	78.60	76.00	-1.17	16.18	2.85	
Square Pharma -A	92360	23,771	1.38	-	257.37	256.70	259.90	256.20	-0.35	49.95	9.56	
Titas Gas TDCLA	350050	23,609	1.37	-	67.45	67.30	68.80	67.10	-0.88	29.98	9.74	
Active Fine Chem.-A	352300	21,576	1.25	-	61.24	60.50	62.70	58.00	-1.14	13.32	2.42	



### Chittagong Stock Exchange

Company	Vol.	Value	% of Total	Average Price
People's Leasing-A	372975	18,428	6.50	100.00
Greenphone-A	86000	17,588	6.21	50.00
LankaBangla Fin. -A	150507	13,842	4.89	50.00
BEXIMCO Ltd. -A	145598	13,521	4.77	50.00
UCBL -A	429144	12,067	4.26	159.50
Titas Gas TDCLA	169550	11,520	4.07	150.00
Phoenix Finance-A	172200	10,899	3.85	140.00
LafargeS Cement-Z	249500	9,622	3.40	60.00
Aftab Auto.-A	63502	9,038	3.19	100.00
UNITED AIR-A	506625	8,839	3.12	100.00
R. N. Spinning-A	2782			