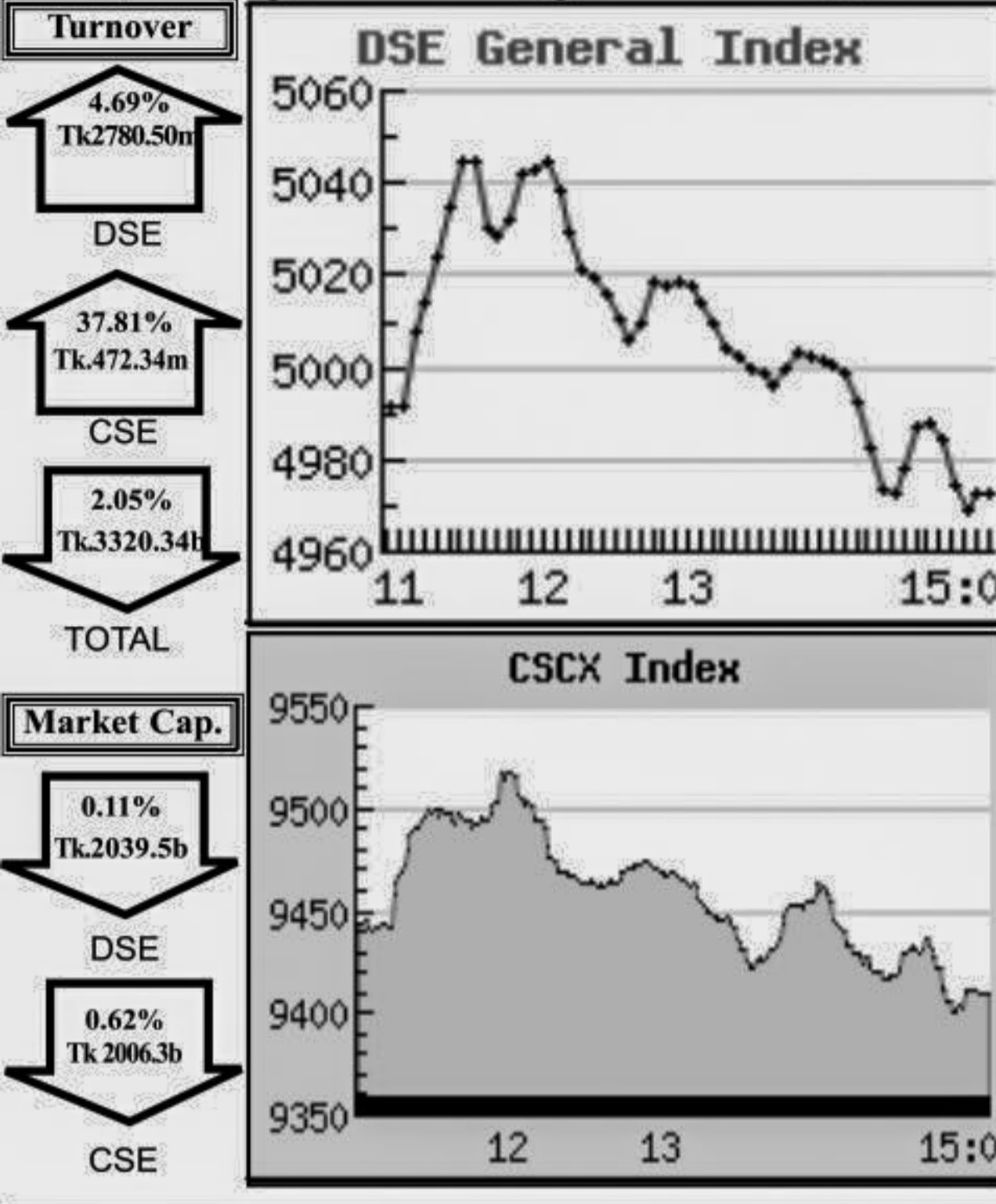


### Capital Market Highlights: May 20, 2012

INDEX			
	All Share	DSE General	DSE 20
DSE	4199.46144 (-) 0.34%	4972.45085 (-) 0.39%	3773.14455 (-) 0.61%
CSE			
	All Share	CSE CSCX	CSE 30
CSE	14769.6990 (-) 0.29%	9408.6874 (-) 0.33%	13485.6686 (-) 0.39%



### Key Features - May 20, 2012

Indicators	DSE	CSE	TOTAL
Turnover (Million Taka)	2,780.50	456.29	3,236.80
Turnover (Volume)	58,567,499	10,229,104	68,796,603
No. of Contract	71,461	10,718	82,179
Traded Issues	258	185	258
Issue Gain (Avg. Price Basis)	142	99	142
Issue Loss (Avg. Price Basis)	106	83	106
Unchanged Issue (Avg. Price Basis)	10	2	10
Market Cap. Equity (Billion Tk.)	2,039.48	2,006.29	2,039.48
Market Cap. Equity (Billion US\$)	26.32	25.89	26.32

### Combined Turnover Leaders

Company	Volume (Share)	Value (M. Taka)	% of Total	Average Price
UCBL - A	6349340	188.17	5.84	29.64
LafargeS Cement-Z	4024000	156.94	4.87	39
One Bank - A	4324549	126.40	3.92	29.23
LankaBangla Fin. - A	1105699	106.08	3.29	95.94
Southeast Bank-A	4125970	95.02	2.95	23.03
Grameenphone-A	413327	85.83	2.66	207.65
UNITED AIR-A	4464086	81.84	2.54	18.33
Fareast Islami Life - A	379510	77.84	2.42	205.1
Meghna Petroleum - A	357271	76.82	2.38	215.01
Beximco Pharma - A	809317	71.51	2.22	88.36
Padma Islami Life*-N	519500	68.51	2.13	131.88
Square Pharma - A	227220	60.06	1.86	264.34
Jamuna Oil - A	225024	58.64	1.82	260.6
BEXIMCO Ltd. - A	562484	55.30	1.72	98.32
Prime Finance-A	824414	54.75	1.70	66.41
Social Islami. B-A	2270212	48.99	1.52	21.58
Pioneer Insur - A	388370	45.97	1.43	118.37
Meghna Life Ins. - A	233790	45.88	1.42	196.22
Shahjalal Islami - A	1343556	45.59	1.41	33.93
People's Leasing-A	822550	43.30	1.34	52.65
Aftab Auto-A	271092	39.77	1.23	146.71
National Bank - A	1158499	38.85	1.21	33.53
M.I. Cement-A	338510	38.78	1.20	114.57
Active Fine Chem.-A	569230	37.42	1.16	65.74
Keya Cosmetics - A	748092	34.80	1.08	46.52
Khulna Power-A	524038	32.10	1.00	61.25
Phoenix Insur - A	399800	31.42	0.98	78.59
MJL BD Ltd.-A	330974	30.85	0.96	93.21
R. N. Spinning-A	913379	29.50	0.92	32.3
Eastern Bank - A	614361	27.73	0.86	45.14

### Sectoral Turnover Summary

Sector	DSE	CSE	Total
	Mill. (Tk.)	Mill. Tk.	Mill. Tk.
Bank	702.11	25.25	188.43
NBFI	279.44	10.05	6.56
Investment	31.81	1.14	0.23
Engineering	156.16	5.62	20.18
Food & Allied	34.70	1.25	16.32
Fuel & Power	285.01	10.25	30.85
Jute	0.66	0.02	0.66
Textile	101.04	3.63	31.36
Pharma & Chemical	206.19	7.42	38.63
Paper & Packaging	0.08	0.00	27.85
Service	12.07	0.43	3.77
Leather	2.87	0.10	27.93
Ceramic	39.82	1.43	2.02
Cement	212.55	7.64	32.41
Information Technology	8.72	0.31	0.85
General Insurance	257.93	9.28	7.88
Life Insurance	220.54	7.93	49.52
Telecom	79.66	2.86	6.17
Travel & Leisure	75.35	2.71	6.49
Miscellaneous	72.63	2.61	12.51
Debtenture	1.17	0.04	0.03

### Sectoral P/E & EPS

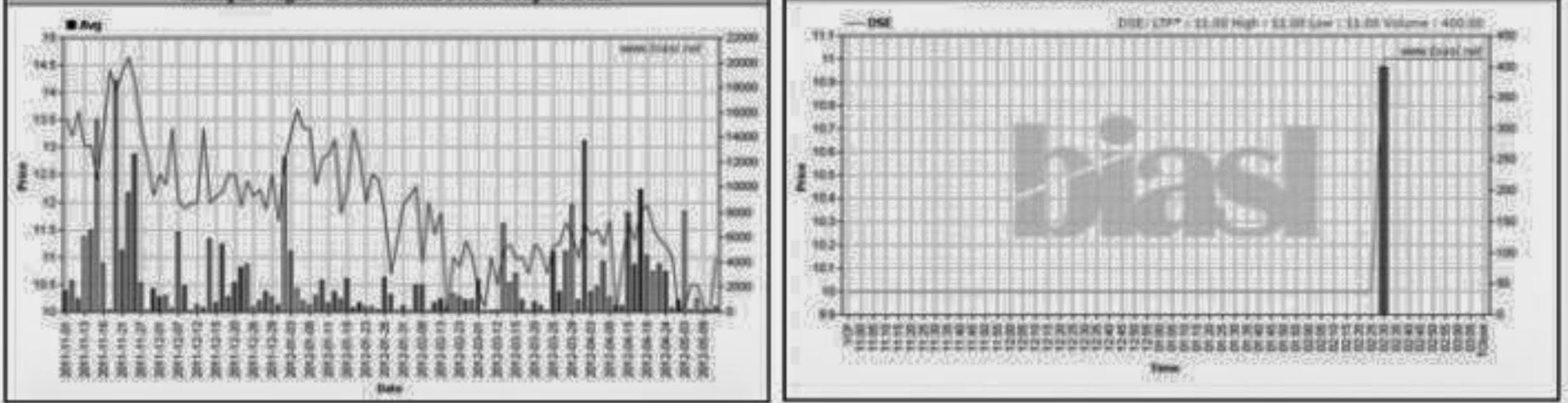
Sector	P/E		EPS(%)	
	DSE	CSE	DSE	CSE
Bank	10.23	10.21	32.66	32.66
NBFI	22.64	23.39	36.13	36.87
Investment	6.38	6.48	16.80	16.80
Engineering	20.57	20.76	43.71	41.83
Food & Allied	16.82	16.78	109.60	111.17
Fuel & Power	13.15	13.20	65.29	65.30
Textile	10.57	10.09	23.89	23.81
Pharma, & Chemical	24.01	23.70	61.62	52.37
Paper & Printing	19.62	20.61	12.41	13.27
Service	24.56	24.66	21.85	21.85
Leather	12.42	12.28	111.74	138.13
Ceramic	26.90	26.81	21.37	21.37
Cement	25.45	25.48	54.73	54.73
IT	18.22	18.18	12.27	12.27
General Insurance	28.10	27.76	20.45	20.58
Life Insurance	25.84	25.69	77.27	77.27
Telecom	14.85	14.79	139.90	139.90
Travel & Leisure	17.79	25.68	9.85	7.10
Miscellaneous	4.86	4.87	174.36	169.50
Stock Exchanges	13.68	13.55	42.33	42.09

All the above PE and EPS are estimated to get a relative idea only and not calculated by any of the stock exchanges.

Prepared exclusively for Daily Star by Business Information Automation Service Line (BIASL), on the basis of information collected from daily stock quotations and audited reports of the listed companies. High level of caution has been taken to collect and present the above information and data. The publisher will not take any responsibility if any body uses this information and data for his/her investment decision. For any query please email to biasl@bol-online.com or call 01552153562 or go to www.biasl.net

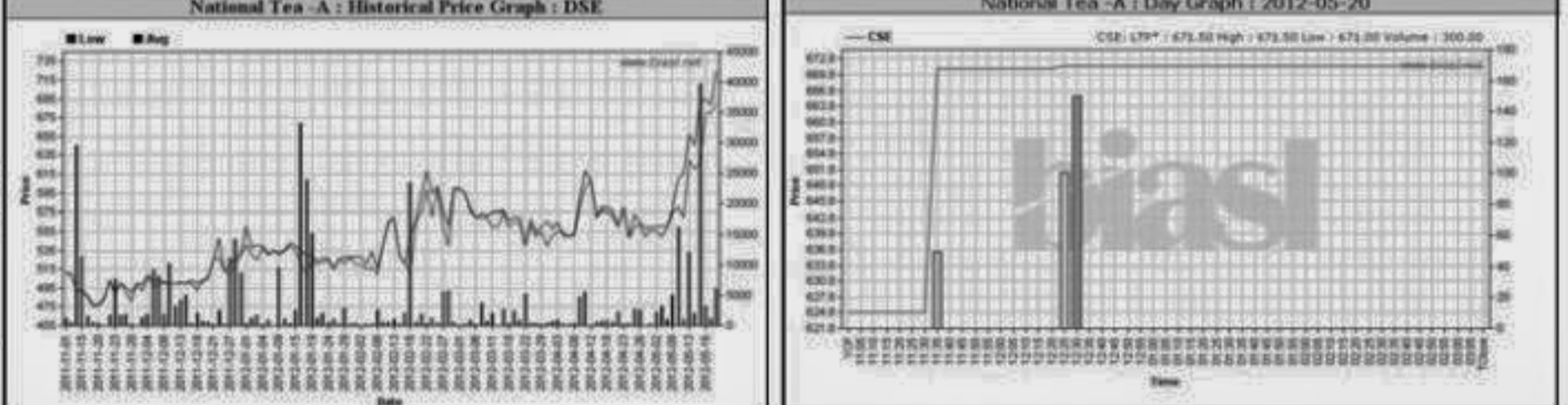
### Capital Gainers

Dhaka Stock Exchange													
Company	Price Chn. (%)		Price Scale				Turnover		BookV				
	Close	Avg.	Avg.	Close	DayHi	DayLo	Yr Hi	YrLo	M.Tk	Per S	EPS	PE	
Shampur Sugar-Z	10.00	10.00	11.00	11.00	11.00	11.00	18.8	10.0	0.004	-638.4	-31.34	-0.35	
3rd ICB MF-A	6.12	6.33	159.50	159.50	159.50	159.50	279.9	148.8	0.016	58.91	24.83	6.42	
Stylecraft -A	5.77	5.76	750.00	750.00	750.00	750.00	765.0	465.0	0.075	238	26.98	27.80	
Padma Islami Life*-N	5.76	6.26	131.96	132.20	136.90	125.70	209.0	116.5	48.692	25.76	1.63	80.96	
National Tea -A	5.62	5.23	724.74	727.30	735.00	690.00	735.0	474.0	4.298	83.5	8.1	89.47	
Eastern InsurA	4.82	2.65	53.41	54.40	55.50	48.50	109.5	39.6	9.284	33.32	2.21	24.17	
Zeal Bangla Sugar -Z	4.72	6.51	11.29	11.10	11.60	10.70	22.0	9.1	0.035	-132.27	-17.65	-0.64	
BD Fixed Income MF-A	4.40	3.26	9.50	9.50	9.50	9.50	14.0	8.7	0.005	10.27	0	-	
Prime Islami Life -Z	4.16	4.26	195.86	195.50	200.00	187.20	345.7	150.3	0.284	27.1	5.51	35.55	
Libra Infusions-A	3.89	4.08	291.43	291.10	294.00	285.00	464.0	233.5	0.408	1566.5	5.63	51.76	



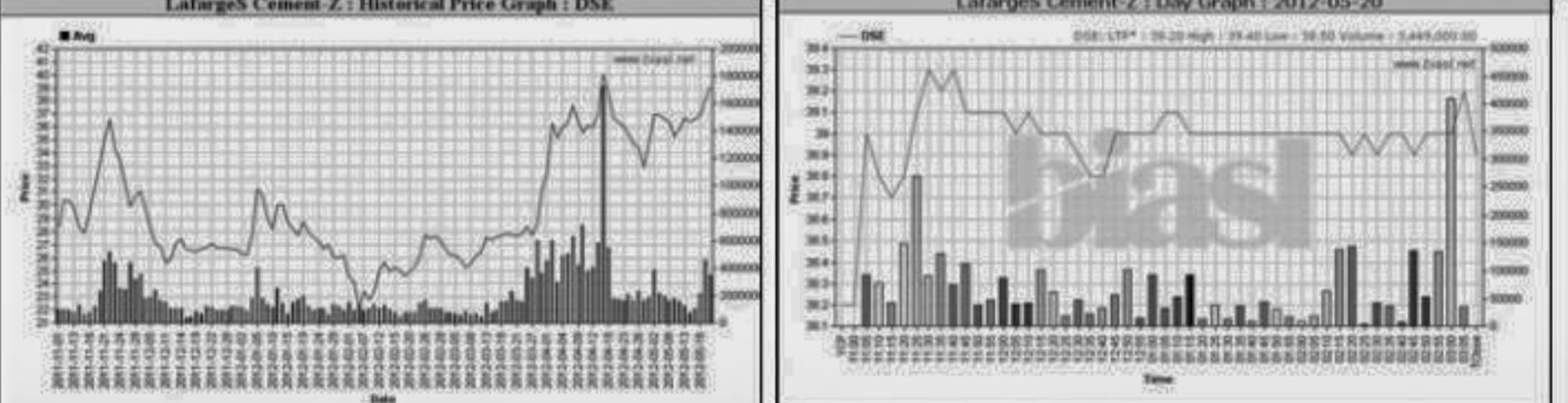
### Chittagong Stock Exchange

Company	Price Chn. (%)		Price Scale				Turnover		BookV			
	Close	Avg.	Avg.	Close	DayHi	DayLo	Yr Hi	YrLo	M.Tk	Per S	EPS	PE
National Tea -A	7.43	6.40	671.33	671.30	671.50	671.00	500.0	500.0	0.201	83.5	8.1	82.88
Padma Islami Life*-N	6.71	6.47	131.70	132.00	135.90	127.00	194.5	118.1	19.821	25.76	1.63	80.80
AramilCementA	5.32	6.37	99.99	99.00	101.00	99.00	95.0	95.0	0.450	11.63	3	33.33
PragatiLife Insu. -A	4.44	4.44	235.00	235.00	235.00	262.1	262.1	5.405	30.15	0.6	391.67	
Sandhani Life -A	3.76	4.31	193.75	193.10	196.00	192.10	410.0	106.3	0.630	47.52	3.4	56.99
Apex Tannery -A	3.67	3.36	113.03	113.00	115.00	109.10	124.2	124.2	0.045	57.1	6.36	17.77
Fareast Islami Life -A	3.02	4.92	204.89	205.00	206.90	200.00	365.0	100.0	1.428	60.79	9.21	22.25
Legacy Footwear -A	2.85	2.23	28.90	28.90	28.90	28.90	57.0	23.7	0.029	16.82	1.23	23.50
First Lease -A	2.69	2.71	53.50	53.50	53.50	53.50	130.0	49.7	0.013	14.48	1.37	39.05
Anilma Yam -A	2.30	2.30	22.20	22.20	22.20	22.20	30.0	30.0	0.022	10.82	1.17	18.97



### Turnover Leaders

Dhaka Stock Exchange													
Company	Vol. Share	Value (M.Tk.)	% of Total	Price Scale				C.Pite		BookV			
				Avg. Close	DayHi	DayLo	Chn%	Per S	EPS	PE			
LafargeS Cement-Z	3449000	134,540	4.84	39.01	38.90	39.40	38.50	1.83	5.57	-2.46	-15.86		
One Bank -A	4152479	121,397	4.37	29.23	28.90	30.00	27.00	-0.69	14.88	3.07	9.52		
LankaBangla Fin. -A	1031650	98,979	3.56	95.94	94.80	99.00	86.40	-1.25	34.55	4.18	22.95		
Southeast Bank-A	4010532	92,389	3.32	23.04	23.10	23.00	20.80	0.87	20.86	2.22	10.38		
Grameenphone-A	383527	79,658	2.86	207.10	207.20	209.00	200.00	0.15	28.8	13.99	14.85		
Fareast Islami Life -A	372540	76,408	2.75	205.10	206.00	207.30	195.00	3.21	60.79	9.21	22.27		
UNITED AIR-A	4107959	75,350	2.71	18.34	18.30	18.70	17.00	-0.54	12.64	0.71	25.83		
Meghna Petroleum -A	342871	73,733	2.65	215.05	214.00	220.00	205.00	0.02	32.27	14.15	25.20		
Beximco Pharma -A	766317	67,707	2.44	88.35	87.90	90.30	83.00	-1.46	68.03	4.76	18.56		
Jamuna Oil -A	220118	57,364	2.06	260.61	259.80	262.60	250.00	0.89	40.19	14.45	18.04		
UCBL - A	1529636	57,276	2.06	29.68	29.10	32.60	27.00	-2.02	19.09	3.85	8.13		
Prime Finance-A	809864	53,755	1.93	66.38	67.50	70.00	62.00	-0.44	20.6	2.96	22.43		
Padma Islami Life*-N	369000	48,692	1.75	131.96	132.20	136.90	125.70	5.76	25.76	1.63	80.96		
Pioneer Insur -A	388370	45,972	1.65	118.37	116.30	122.80	108.30	-3.24	29.66	6.42	18.44		
Social Islami. B-A	2065408	44,608	1.60	21.60	21.50	21.80	19.50	-0.46	12.32	1.89	11.43		
BEXIMCO Ltd. -A	440870	43,341	1.56	98.31	97.60	100.50	88.50	-0.51	118.71	23.73	4.14		
Shahjalal Islami -A	1224756	41,543	1.49	33.92	33.60	34.20	31.00	-0.88	17.78	2.63	12.90		
Meghna Life Ins. -A	206490	40,502	1.46	196.15	194.70	199.00	192.60	4.47	48.87	10.82	18.13		
Active Fine Chem.-A	561230	36,897	1.33	65.74	65.00	68.00	59.00	0.15	13.32	2.42	27.17		
National Bank - A	993954	33,309	1.20	33.51	33.30	34.10	30.50	-0.89	15.16	4.28	7.83		



### Chittagong Stock Exchange

Company	Vol. Share	Value (M.Tk.)	% of Total	Price Scale				C.Pite		BookV			
				Avg. Close	DayHi	DayLo	Chn%	Per S	EPS	PE			
UCBL - A	4419704	130,899	29.59	29.62	29.40	30.10	29.20	-1.34	19.09	3.65	8.12		
Square Pharma -A	110890	29,369	6.64	264.85	263.40	265.00	262.00	-0.08	49.95	9.56	27.70		
LafargeS Cement-Z	575000	22,397	5.06	17000	38.95	39.00	39.40	38.50	1.56	5.57	-2.46	-15.83	
Padma Islami Life*-N	15												