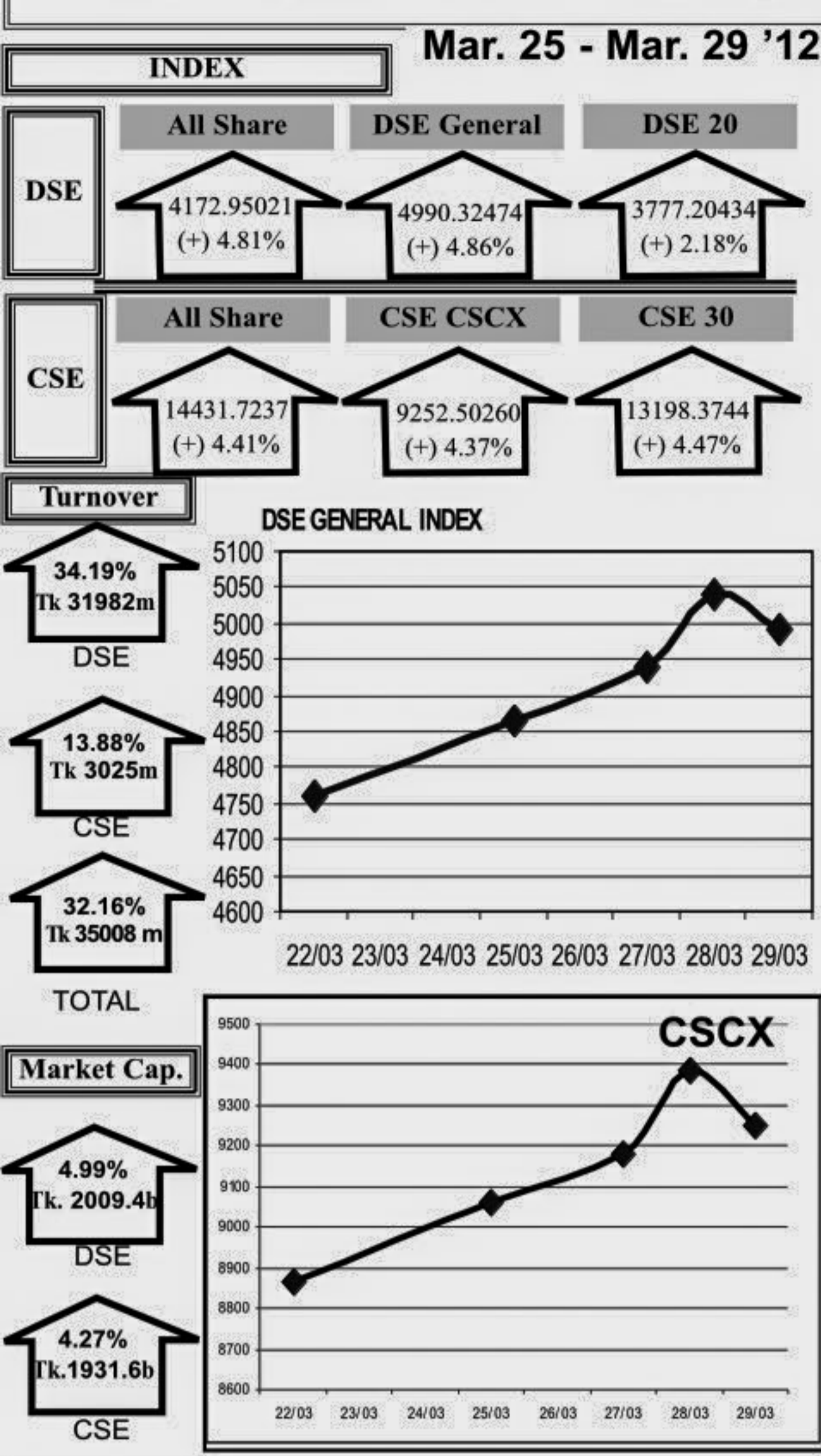


Weekly Capital Market Highlights:



Capital Gainers

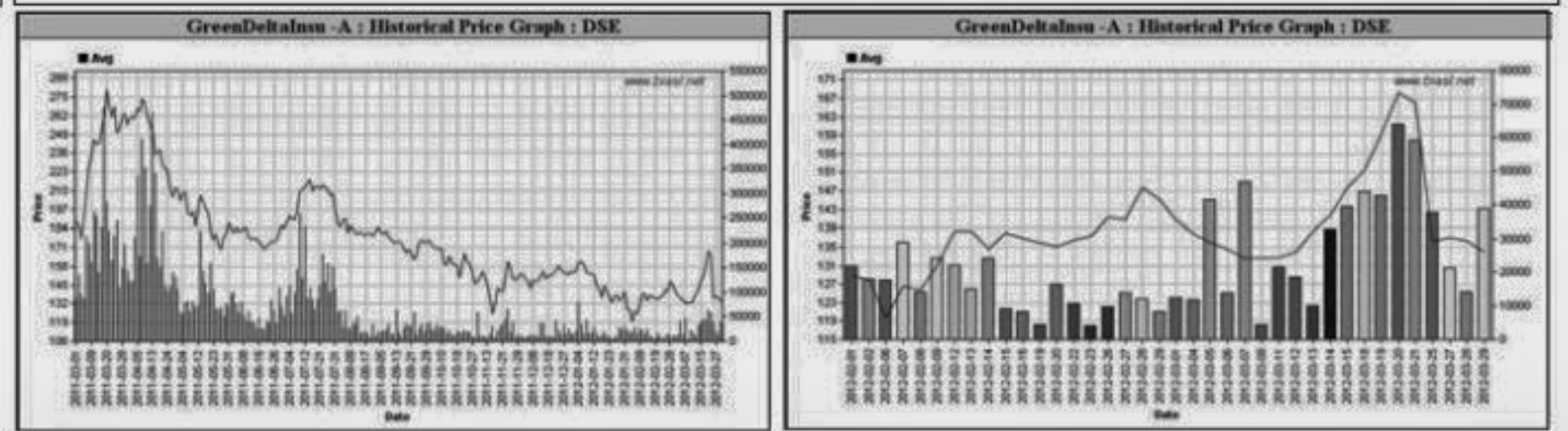
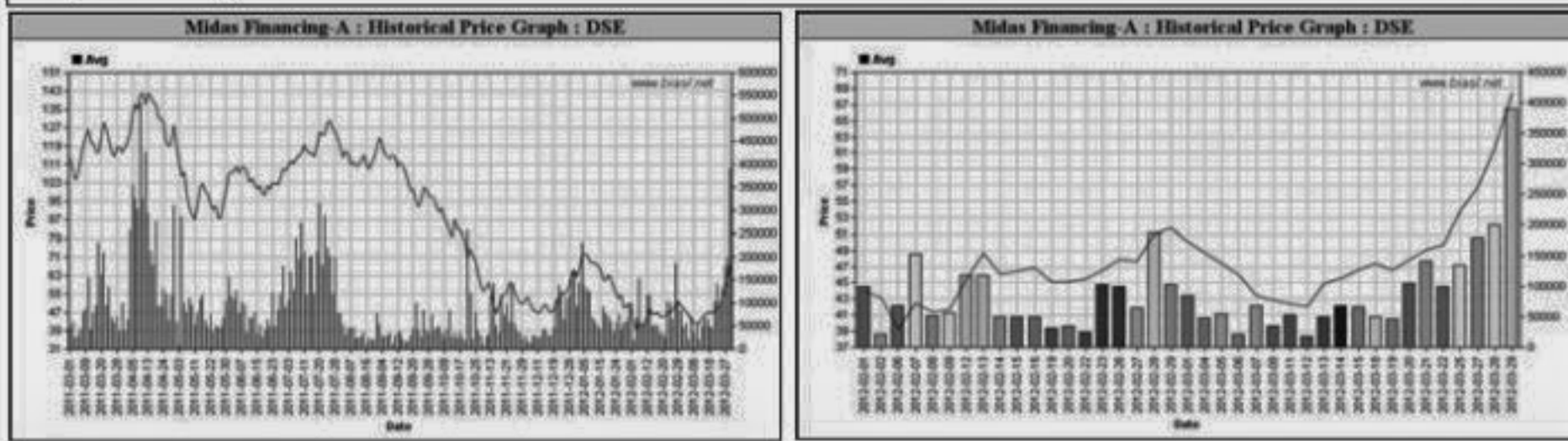
**Dhaka Stock Exchange**

Company	Price Chn. (%)		Price Scale				Turnover		BookV			
	Close	Avg.	Avg.	Close	W Hi	W Lo	Yr Hi	Yr Lo	M.Tk	Per S	EPS	PE
Midas Financing-A	40.20	37.39	68.31	70.10	70.40	51.10	148.8	38.3	56.554	13.24	1.21	56.45
IDLC Finance -A	29.39	28.21	117.31	118.00	121.00	91.60	258.9	71.5	101.629	32.17	4.04	29.04
National Tubes -A	29.26	29.97	59.58	59.20	59.90	44.00	141.8	36.1	14.653	28.9	-0.72	-82.75
Kohinoor Chem -A	25.03	38.48	218.80	218.80	218.80	175.00	301.4	158.0	45.993	-13.07	7.41	29.53
ApexAdelphi Ftr -A	18.78	18.68	256.18	253.60	268.50	216.00	354.0	192.0	121.118	185	23.2	11.04
Dhaka Ins. Ltd.-A	17.71	20.04	105.42	103.70	109.00	88.00	310.0	61.0	67.537	29.33	10.95	9.63
PHP 1st M. F.-A	17.54	16.15	6.69	6.70	6.80	5.70	9.8	4.8	37.270	9.63	-0.49	-13.65
ICB -A	16.83	16.95	1,709.54	1,706.25	1,714.25	1,440.00	4050.0	23.281	753.05	114.23	14.97	
DESCO Ltd. -A	16.23	16.45	97.75	98.10	100.00	80.10	209.0	59.4	278.003	45.98	7.1	13.77
Bangladesh Lamps -A	16.04	15.45	228.97	230.00	235.00	199.10	265.7	128.4	44.592	114.29	6.54	35.01

Capital Losers

**Dhaka Stock Exchange**

Company	Price Chn. (%)		Price Scale				Turnover		BookV			
	Close	Avg.	Avg.	Close	W Hi	W Lo	Yr Hi	Yr Lo	M.Tk	Per S	EPS	PE
GreenDeltainsu -A	-19.35	-19.28	134.04	133.40	140.00	133.00	279.0	115.4	15.191	48.7	2.62	51.16
Northern Jute -Z	-15.68	-12.89	25.00	24.20	27.00	24.20	50.4	17.0	0.021	8.6	-8.19	-3.05
Summit Power -A	-12.30	-11.31	71.68	70.60	74.20	65.00	123.7	46.1	835.350	20.76	5.1	14.05
MutualTrust Bank-A	-10.14	-9.93	26.84	26.60	29.60	24.40	48.5	22.6	77.109	17.73	1.59	16.88
National Housing Fin.-A	-8.64	-8.96	81.02	81.40	100.00	78.00	143.8	72.2	218.779	12.73	1.69	47.94
First Lease-A	-7.52	-6.74	57.67	56.60	59.50	50.00	127.5	50.0	115.797	14.48	1.37	42.09
5th ICB M F-A	-6.90	-6.97	134.89	135.00	135.00	131.00	193.8	131.0	1.282	41.95	18.93	7.13
AB Bank 1st Mutual Fund-A-5.88	-4.00		9.60	9.60	10.30	9.00	12.5	9.0	0.033	10.31	0	
7th ICB M F-A	-5.25	-4.49	86.83	86.70	95.50	86.00	137.9	80.3	0.521	32.05	13.47	6.45
3rd ICB M F-A	-5.23	-5.26	164.85	164.90	174.00	161.50	279.9	161.5	0.543	58.91	24.83	6.64

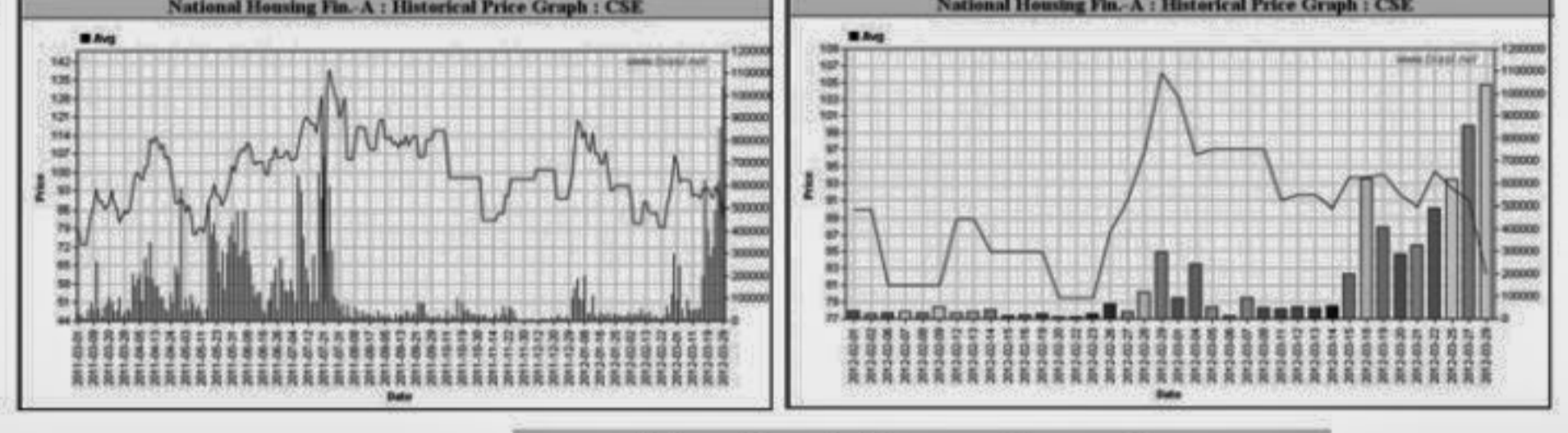
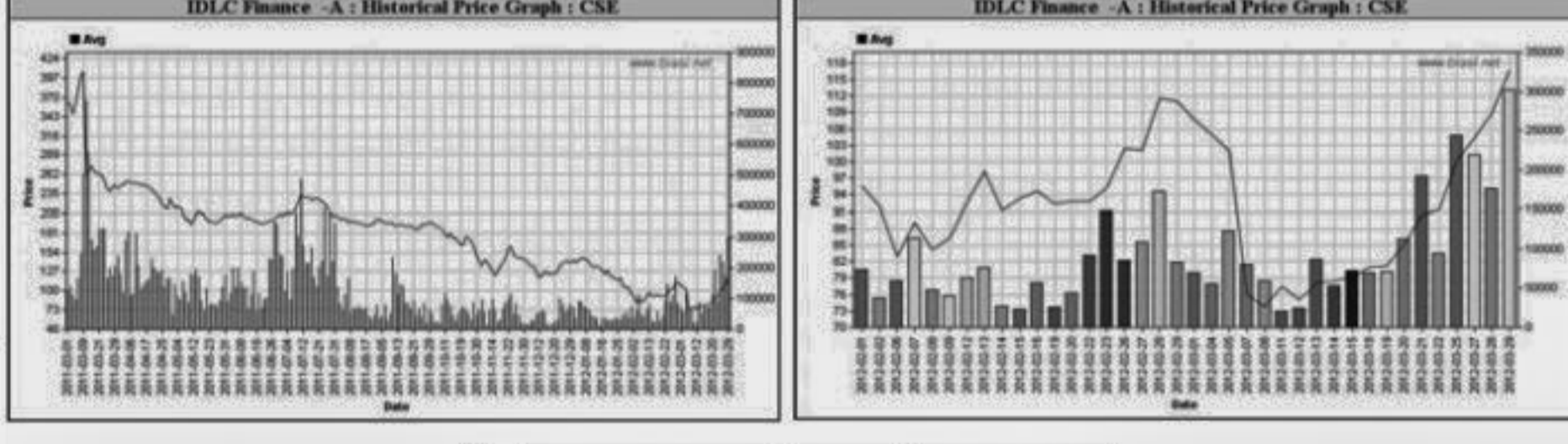


Chittagong Stock Exchange

Company	Price Chn. (%)		Price Scale				Turnover		BookV			
	Close	Avg.	Avg.	Close	W Hi	W Lo	Yr Hi	Yr Lo	M.Tk	Per S	EPS	PE
Samorita Hospital -A	45.04	45.04	95.00	95.00	95.00	95.00	114.7	114.7	0.019	17.82	3.27	29.05
Midas Financing-A	37.42	38.50	67.13	68.30	69.00	51.50	149.4	40.4	2.406	13.24	1.21	55.48
IDLC Finance -A	25.90	27.69	116.62	115.70	119.00	100.00	261.0	71.0	9.648	32.17	4.04	28.87
Dhaka Ins. Ltd.-A	20.69	22.93	107.87	105.00	111.50	89.00	98.0	98.0	3.837	29.33	10.95	9.85
Power Grid Co. -A	20.18	20.27	66.15	66.10	70.00	66.00	67.2	67.2	0.636	44.21	2.21	29.93
PHP 1st M. F.-A	15.79	16.43	6.66	6.60	6.80	5.70	9.7	4.9	5.259	9.63	-0.49	-13.59
AIPL 1st Is. M. F.-A	15.38	12.20	7.45	7.50	7.60	6.50	31.0	6.3	0.070	0	0	
Apex Foods -A	15.27	15.41	77.00	77.00	77.00	70.00	73.1	73.1	0.147	69.7	1.89	40.74
Delta Brac HFCL-A	14.87	17.86	90.33	89.60	94.00	80.00	272.2	60.0	4.385	16.4	4.9	18.43
Salvo Chemicals-Z	14.59	15.27	32.91	32.20	34.00	28.80	79.0	20.0	9.058	11.48	1.36	24.20

**Chittagong Stock Exchange**

Company	Price Chn. (%)		Price Scale				Turnover		BookV			
	Close	Avg.	Avg.	Close	W Hi	W Lo	Yr Hi	Yr Lo	M.Tk	Per S	EPS	PE
GreenDeltainsu -A	-17.21	-18.01	132.30	132.30	139.00	132.30	280.0	107.0	0.396	48.7	2.62	50.50
National Housing Fin.-A	-13.20	-12.77	82.38	80.90	93.50	79.00	140.0	0.5	4.777	12.73	1.69	48.75
Summit Power -A	-12.62	-11.23	71.90	70.60	73.50	63.50	123.9	5.0	47.404	20.76	5.1	14.10
MutualTrust Bank-A	-11.07	-9.77	26.79	26.50	28.00	25.00	49.8	22.0	8.321	17.73	1.59	16.85
Prime Insur -A	-10.91	-10.91	49.00	49.00	52.00	49.00	112.0	40.0	0.215	13.79	1.73	28.32
Prime Islami Life -Z	-8.90	-8.87	173.05	173.00	174.00	172.50	378.7	164.5	0.190	27.1	5.51	31.41
Pragati Gen. I -A	-7.51	-9.25	78.50	80.00	82.00	75.00	71.0	71.0	0.250	46	3.22	24.38
ICB -A	-6.20	-6.20	1,332.00	1,332.00	1,332.00	1,332.00	4,040.0	850.0	0.023	753.05	114.23	11.66
First Lease-A	-6.01	-6.42	57.70	57.90	58.50	53.50	130.0	49.7	2.473	14.48	1.37	42.12
Rangpur Foundry -A	-2.86	-2.26	68.42	68.00	74.80	68.00	117.9	53.5	0.281	15.29	2.23	30.68



Turnover Leaders

**Dhaka Stock Exchange**

Company	Vol. Share	Value (M.Tk.)	% of Total	Price Scale				C.Avg		BookV		
				Clo	Chn	PW	Clo	W Hi	W Lo	Avg.	Per S	EPS
BEXIMCO Ltd. -A	13,282,981	1,561.02	4.88	114.80	3.24	111.20	130.00	100.20	116.92	49.26	19.28	5.95
Grameenphone-A	7,909,334	1,494.90	4.67	191.70	7.15	178.90	196.00	175.00	192.71	28.8	13.99	13.70
Titas Gas TDCLA	12,989,750	992.46	3.10	77.40	8.86	71.10	79.50	66.00	78.31	29.98	9.74	7.95
UNITED AIR-A	39,654,816	845.03	2.64	20.50	-2.38	21.00	22.00	19.50	20.96	12.64	0.71	28.87
Summit Power -A	11,815,984	835.35	2.61	70.60	-12.30	80.50	74.20	65.00	71.68	20.76	5.1	13.84
Jamuna Oil -A	3,648,540	806.71	2.52	220.70	3.96	212.30	230.20	199.90	223.96	40.19	14.45	15.27
MJL BD Ltd.-A	6,679,455	748.71	2.34	113.80	9.42	104.00	120.00	93.60	115.82	18.84	3.15	36.13
Keya Cosmetics -A	9,843,477	633.98	1.86	66.00	10.92	59.50	62.00	55.10	66.41	20.69	3.63	18.18
M.I. Cement-A	5,767,294	622.95	1.95	108.50	5.03	103.30	116.00	95.00	110.71	62	5.36	20.24
National Bank -A	14,048,979	535.34	1.67	37.50	-0.79	37.80	42.00	34.50	37.85	15.16	4.28	8.76
UCBL -A	13,644,700	510.26	1.60	36.80	2.51	35.90	39.50	32.40	37.25	21.95	4.2	8.76
LafargeS Cement-Z	16,858,500	487.34	1.52	30.10	8.27	27.80	32.10	26.70	31.17	5.57	-2.46	-12.24
R. N. Spinning-A	14,048,979	459.71	1.44	37.30	7.80	34.60	40.00	32.00	37.90	16.58	2.8	13.32
Square Pharma -A	1,914,020	450.74	1.41	237.30	7.47	220.80	241.90	222.00	239.85	49.95	9.56	24.82
Aftab Auto.-A	3,526,053	450.44	1.41	126.30	4.90	120.40	133.00	109.00	128.39	56.28	19.61	6.44
Khulna Power-A	6,358,499	450.15	1.41	73.00	12.65	64.80	75.10	62.00	73.71	13.31	2.83	25.80
Prime Bank-A	11,280,595	446.32	1.40	38.50	1.58	37.90	42.00	36.00	39.17	19.8	3.98	9.67
BSRM Steels-A	4,384,640	434.85	1.36	101.90	-1.36	103.30	105.90	90.00	103.74	9.86	2.98	34.19
Beximco Pharma -A	4,999,813	435.75	1.36	84.30	-0.24	84.50	90.00	78.00	86.03	78.53	5.17	16.31
Meghna Petroleum -A	2,628,474	420.80	1.32	161.20	7.54	149.90	168.00	142.00	162.46	32.27	14.15	11.39

**Dhaka Stock Exchange**

Company	Market Cap. M. Tk.	% of Total	Average		Price Scale				BookV			
			Price	Chn.	P W	W Hi	W Lo	W Clo.	Chn%	Per S	EPS	PE
Grameenphone-A	260,216	12.95	192.71	9.01	176.78	196	175	191.7	7.15	28.8	13.99	13.77
Titas Gas TDCLA	73,777	3.67	78.31	11.16	70.45	79.5	66	77.4	8.86	29.98	9.74	8.04
Square Pharma -A	63,521	3.16	239.85	8.87	220.3	241.9	222	237.3	7.47	49.95	9.56	25.09
ICB -A	57,697	2.87	1,709.54	16.95	1,461.72	1,714.25	1,440	1,706.25	16.83	753.05	114.23	14.97
Islami Bank BD -A	55,963	2.79	55.92	1.41	55.14	58	50.1	55.5	0.54	23.48	4.46	12.54
National Bank -A	53,732	2.67	37.85	0.03	37.84	42	34.5	37.5	-0.79	15.16	4.28	8.84
BEXIMCO Ltd. -A	41,565	2.07	116.92	6.24	110.05	130	100.2	114.8	3.24	49.26	19.28	6.06
Prime Bank-A	36,654	1.82	39.17	1.56	38.57	42	36	38.5	1.58	19.8	3.98	9.84
Summit Power -A	35,335	1.76	71.68	-11.31	80.82	74.2	65	70.6	-12.3	20.76	5.1	14.05
BATBCL -A	34,923	1.74	582.05	-0.76	586.49	594.7	579	584.7	-1.08	56.52	42.51	13.69
BSRM Steels-A	33,767	1.68	103.74	-1.09	104.88	105.9	90	101.9	-1.36	9.86	2.98	34.81
Padma Oil Co. -A	32,487	1.62	736.66	0.00	736.66	0	0	0	0	50.15	14.46	50.94
Pubal Bank -A	28,977	1.44	34.56	5.24	32.84	38	32	33.9	2.73	19.17	2.7	12.80
Power Grid Co. -A	28,258	1.41	67.44	8.25	62.3	69.9	62.9	67.2	6.33	44.21	2.21	30.52
UCBL -A	27,099	1.35	37.25	4.14	35.77	39.5	32.4	36.8	2.51	21.95	4.2	8.87