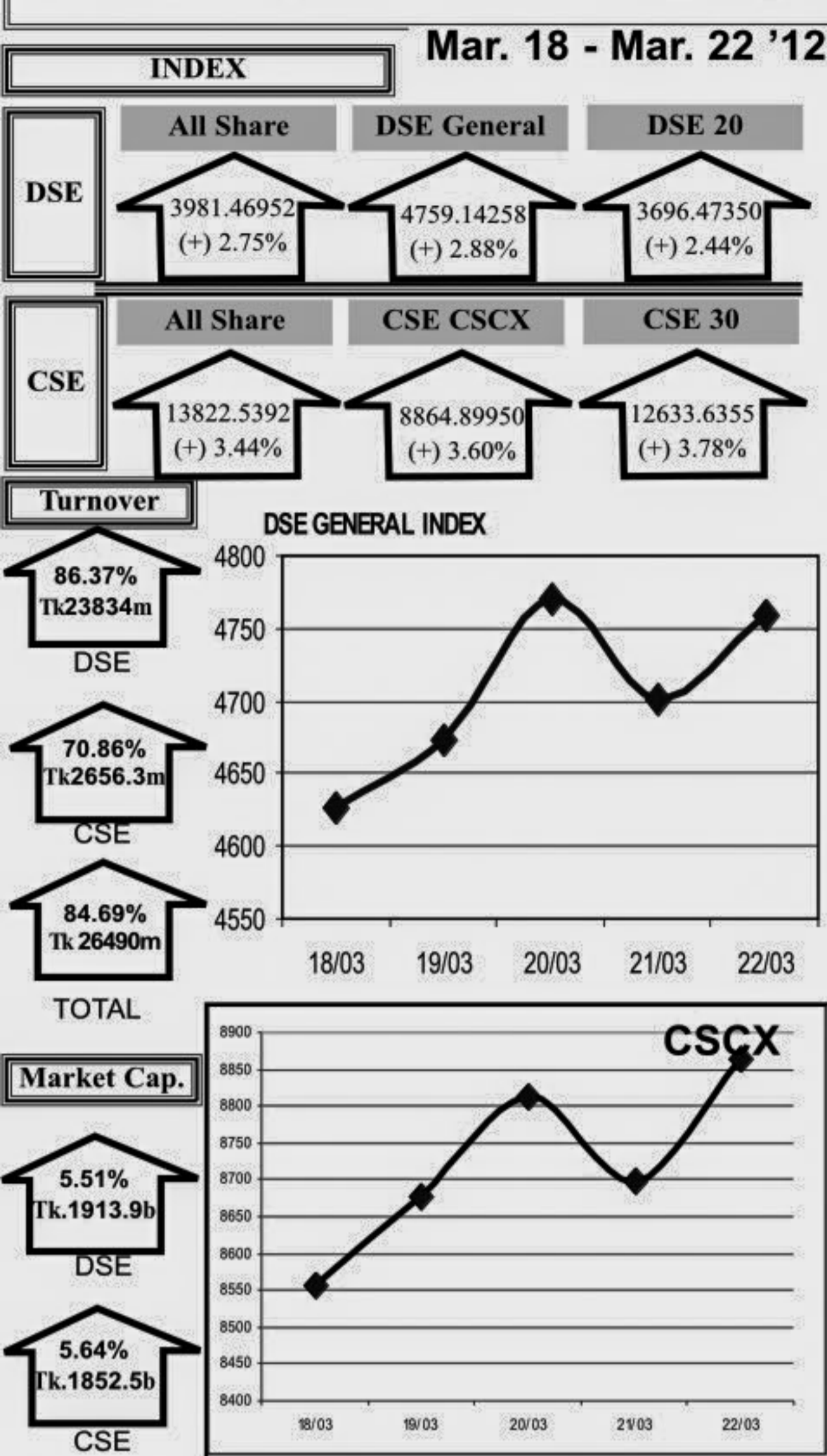


Weekly Capital Market Highlights:



Capital Gainers

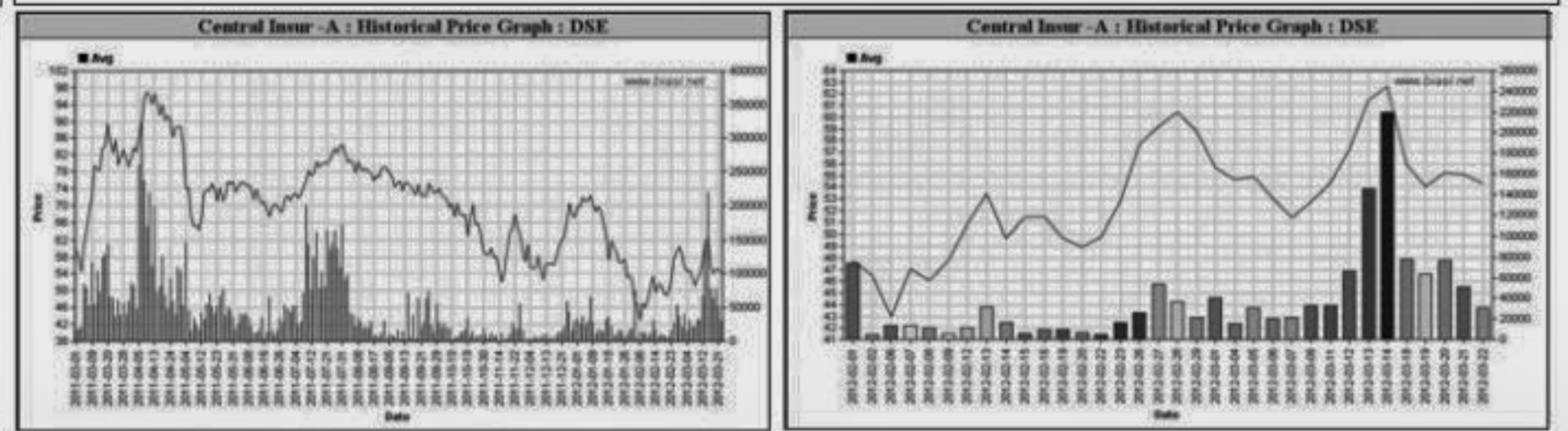
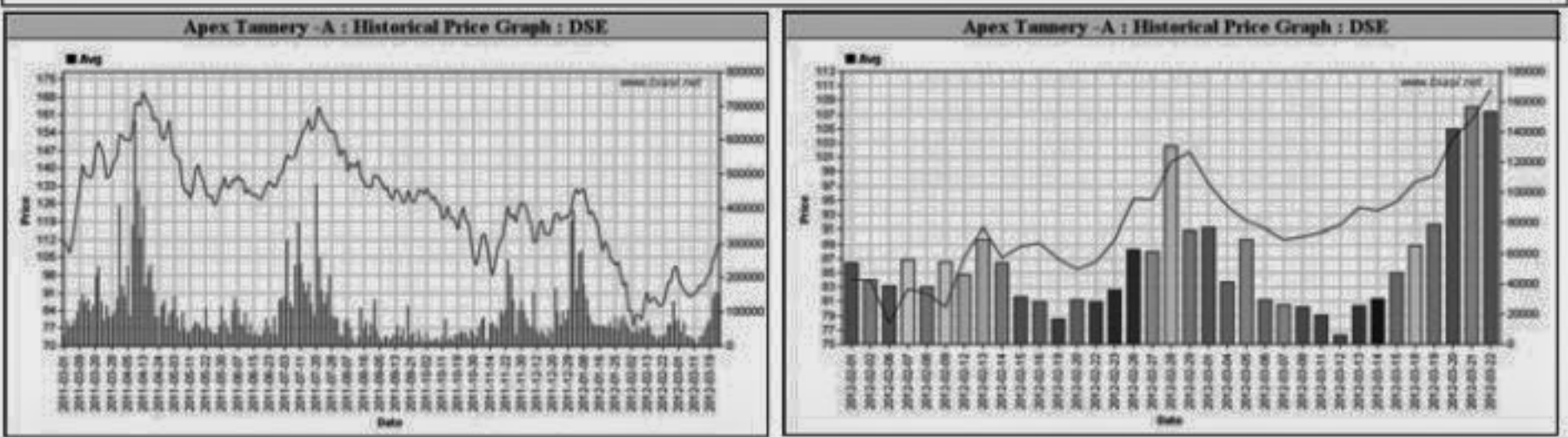
Dhaka Stock Exchange

Company	Price Chn. (%)		Price Scale				Turnover		BookV			
	Close	Avg.	Avg.	Close	W Hi	W Lo	Yr Hi	YrLo	M.Tk	Per S	EPS	PE
Apex Tannery -A	23.47	16.61	110.52	115.20	116.00	96.00	173.6	74.5	62.341	57.1	6.36	17.38
AramilCementA	22.27	19.08	103.41	104.30	106.70	87.70	167.0	63.4	47.212	9.49	5.15	20.08
Bangladesh Lamps -A	19.83	18.12	198.33	198.20	215.00	167.00	265.7	128.4	36.439	114.29	6.54	30.33
MJL BD Ltd.-A	18.32	14.45	101.24	104.00	107.00	80.50	198.6	61.5	564.516	18.84	3.15	32.14
RAK Ceramics-A	18.15	13.62	73.76	75.50	77.00	59.30	137.0	49.1	202.207	19.12	2.72	27.12
MeghnaCement -A	17.64	16.31	137.26	137.40	142.00	118.50	292.0	93.3	74.172	27.34	2.23	61.55
Tallu Spinning -A	17.50	12.23	67.91	70.50	71.00	60.00	94.2	50.5	71.508	11.04	0.32	212.22
Union Capital -A	17.23	13.40	44.34	44.90	45.40	38.60	236.0	35.1	62.630	12.41	1.7	26.08
M.I. Cement-A	16.46	13.30	101.31	103.30	105.00	83.00	218.0	59.5	571.334	62	5.36	18.90
Jamuna Oil -A	16.39	12.63	207.76	212.30	215.00	172.00	336.4	146.5	775.159	40.19	14.45	14.38

Capital Losers

Dhaka Stock Exchange

Company	Price Chn. (%)		Price Scale				Turnover		BookV			
	Close	Avg.	Avg.	Close	W Hi	W Lo	Yr Hi	YrLo	M.Tk	Per S	EPS	PE
Central Insur -A	-14.29	-13.31	54.32	54.00	58.00	50.40	100.7	42.3	16.583	22.05	2.03	26.76
United Insur -A	-11.88	-12.21	56.53	56.40	67.00	55.70	151.5	44.2	12.930	21.18	2.89	19.56
United Leasing -A	-11.34	-12.01	43.08	43.00	44.50	40.00	175.0	36.3	66.081	15.56	1.93	22.32
BD.Service-A	-9.40	-9.40	10.60	10.60	10.60	10.60	10.6	10.6	0.021	21.29	3.24	3.27
Jute SpinnersA	-7.73	-7.68	98.88	97.90	109.00	96.50	225.0	94.1	9.907	56.59	4.87	20.30
National Tea -A	-6.34	-6.32	540.58	540.60	584.50	540.00	643.8	450.0	4.750	74	26.59	20.33
Kay & Que (BD) -B	-6.20	-7.35	54.58	54.50	60.30	52.60	64.1	2.4	42.167	10.52	0.45	121.29
EBL NRB M.F.-A	-4.44	-2.22	8.80	8.60	8.70	8.40	11.2	7.8	0.022	0	0	-
Delta Life Insu. -Z	-3.96	-3.97	2791.67	2791.70	2980.00	2780.00	6000.0	2349.0	7.055	189.4	38.53	72.45
BSRM Steels-A	-3.37	-2.46	104.88	103.30	116.60	100.00	186.8	83.6	455.938	6.56	4.82	21.76



Chittagong Stock Exchange

Company	Price Chn. (%)		Price Scale				Turnover		BookV			
	Close	Avg.	Avg.	Close	W Hi	W Lo	Yr Hi	YrLo	M.Tk	Per S	EPS	PE
AramilCementA	24.15	24.15	105.90	105.90	105.90	91.00	95.0	95.0	0.683	9.49	5.15	20.56
Apex Tannery -A	21.07	16.83	111.30	114.90	114.90	97.00	124.2	124.2	3.414	57.1	6.36	17.50
MJL BD Ltd.-A	18.06	14.67	101.28	103.30	99.90	82.00	600.0	55.0	75.949	18.84	3.15	32.15
RAK Ceramics-A	17.74	13.33	73.18	75.00	75.60	58.00	150.0	48.1	17.294	19.12	2.72	26.90
MeghnaCement -A	17.22	17.09	138.03	138.20	141.90	120.90	292.9	92.0	3.129	27.34	2.23	61.90
Jamuna Oil -A	17.04	11.93	206.72	213.60	214.90	188.00	345.0	141.1	35.584	40.19	14.45	14.31
Union Capital -A	16.97	13.07	44.29	44.80	45.50	39.30	233.0	36.1	12.533	12.41	1.7	26.05
M.I. Cement-A	16.91	13.13	101.43	103.70	99.90	85.00	220.0	59.3	67.459	62	5.36	18.92
Tallu Spinning -A	16.13	14.13	68.64	69.10	69.40	60.90	71.9	71.9	1.629	11.04	0.32	214.50
IDLC Finance -A	16.04	15.39	91.33	91.90	93.30	79.00	261.0	71.0	3.812	32.17	4.04	22.61

Chittagong Stock Exchange

Company	Price Chn. (%)		Price Scale				Turnover		BookV			
	Close	Avg.	Avg.	Close	W Hi	W Lo	Yr Hi	YrLo	M.Tk	Per S	EPS	PE
6th ICB M.F.-A	-20.79	-20.79	40.00	40.00	40.00	40.00	79.9	40.0	0.004	26.73	10.58	3.78
Nitol Insurance -A	-9.86	-9.86	43.90	43.90	50.00	43.90	50.0	50.0	0.100	13.98	1.85	23.73
AIBL 1st Is. M.F.-A	-7.14	-5.14	6.64	6.50	7.10	6.50	31.0	6.3	0.113	0	0	-
LR Global BD MF1-A	-6.45	-6.45	8.70	8.70	8.70	8.70	9.8	8.0	0.004	0	0	-
Anwar Galvanizing -Z	-6.12	-6.12	26.10	26.10	26.10	26.10	22.0	22.0	0.013	7.07	0.52	50.19
Reliance Insur -A	-5.88	-5.85	96.03	96.00	103.10	96.00	112.0	112.0	0.218	83.46	5.37	17.88
National Life -A	-5.41	-5.41	350.00	350.00	400.00	350.00	342.1	342.1	0.062	80.99	12.34	28.36
Kay & Que (BD) -B	-4.97	-6.06	55.32	55.40	59.80	54.40	42.3	42.3	5.622	10.52	0.45	122.93
Aramit -A	-4.37	-4.36	203.28	203.30	223.80	200.00	529.5	195.1	0.135	74.61	9.67	21.02
Bangas -A	-3.20	-2.20	122.25	121.00	130.00	121.00	150.3	150.3	0.062	13.45	1.46	83.73

Turnover Leaders

Dhaka Stock Exchange

Company	Vol. Share	Value (M.Tk.)	% of Total	Price Scale				C.Avg	BookV			
				Price	Chn	PW	Clo					
BEXIMCO Ltd. -A	10,908,281	1,201.45	5.04	111.20	5.10	105.80	120.00	96.10	110.05	49.26	19.28	5.77
Grameenphone-A	6,057,274	1,049.77	4.40	178.90	9.02	164.10	180.00	160.00	176.78	28.8	13.99	12.79
Jamuna Oil -A	3,886,900	775.16	3.25	212.30	16.39	182.40	215.00	172.00	207.76	40.19	14.45	14.69
Summit Power -A	8,287,669	669.18	2.81	80.50	1.13	79.60	87.00	72.20	80.82	25.96	6.37	12.64
UNITED AIR-A	30,846,027	649.74	2.73	21.00	3.96	20.20	23.00	19.00	21.01	12.64	0.71	29.58
Keya Cosmetics -A	10,093,641	623.77	2.62	59.50	-1.49	60.40	66.00	55.10	59.05	20.69	3.63	16.39
M.I. Cement-A	5,868,904	571.33	2.40	103.30	16.46	88.70	105.80	83.00	101.31	62	5.36	19.27
MJL BD Ltd.-A	5,806,378	564.52	2.37	104.00	18.32	87.90	107.00	80.50	101.24	18.84	3.15	32.03
Titas Gas TDCLA	7,557,300	528.87	2.22	71.10	6.76	66.60	72.50	62.00	70.45	29.98	9.74	7.30
Golden Son -A	7,638,652	460.05	1.93	61.90	11.73	55.40	62.50	51.00	60.97	26.47	3.22	19.22
BSRM Steels-A	4,147,500	455.94	1.91	103.30	-3.37	106.90	116.00	100.00	104.88	6.56	4.82	21.43
UCBL -A	11,162,971	399.53	1.68	35.90	1.41	35.40	37.00	31.60	35.77	21.95	4.2	8.55
Aftab Auto -A	3,159,335	374.40	1.57	120.40	9.45	110.00	128.00	102.00	119.21	56.28	19.61	6.14
Fu-wang Ceramic-A	9,337,710	337.04	1.50	37.90	5.28	36.00	39.90	33.50	37.92	14.31	1.07	35.42
Beximco Pharma -A	3,995,057	358.94	1.42	84.50	2.30	82.60	90.00	75.30	84.48	78.53	5.17	16.34
People's Leasing-A	5,597,089	334.75	1.40	60.50	5.95	57.10	63.00	54.00	60.16	17.69	5.41	11.18
National Bank -A	8,112,601	307.59	1.29	37.80	0.27	37.70	41.00	34.00	37.85	15.16	4.28	8.83
Islami Bank BD -A	5,547,960	306.55	1.28	55.20	0.91	54.70	55.90	49.30	55.14	23.48	4.46	12.38
Fu-Wang Food -A	7,287,040	304.55	1.28	41.80	8.29	38.60	43.90	38.00	41.74	14.93	1.92	21.77
R. N. Spinning-A	8,358,723	286.26	1.20	34.60	2.98	33.60	35.50	32.00	34.31	16.58	2.8	12.36

Market Cap. Leader

Dhaka Stock Exchange

Company	Market Cap. M. Tk.	% of Total	Average				Price Scale				BookV			
			Price	Chn	P W	W Hi	W Lo	W Clo	Chn%	Per S	EPS	PE		
Grameenphone-A	238,706	12.47	176.78	7.61	164.28	180	160	178.9	9.02	28.8	13.99	12.64		
Titas Gas TDCLA	66,372	3.47	70.45	6.16	66.36	72.5	62	71.1	6.76	29.98	9.74	7.23		
Square Pharma -A	58,343	3.05	220.30	2.24	215.47	223	212	220.8	2.94	49.95	9.56	23.04		
Islami Bank BD -A	55,183	2.88	55.14	0.77	54.72	55.9	49.3	55.2	0.91	23.48	4.46	12.36		
National Bank -A	53,718	2.81	37.84	-0.03	37.85	41	34	37.8	0.27	15.16	4.28	8.84		
ICB -A	49,333	2.58	1,461.72	1.57	1,439.1	1,505	1,407	1,460.5	1.88	753.05	114.23	12.80		
BEXIMCO Ltd. -A	39,123	2.04	110.05	3.20	106.64	120	96.1	111.2	5.1	49.26	19.28	5.71		
Prime Bank-A	36,093	1.89	38.57	13.41	34.01	39.1	39.9	32.5	37.9	12.13	19.8	9.98		
BATBCL -A	35,189	1.84												