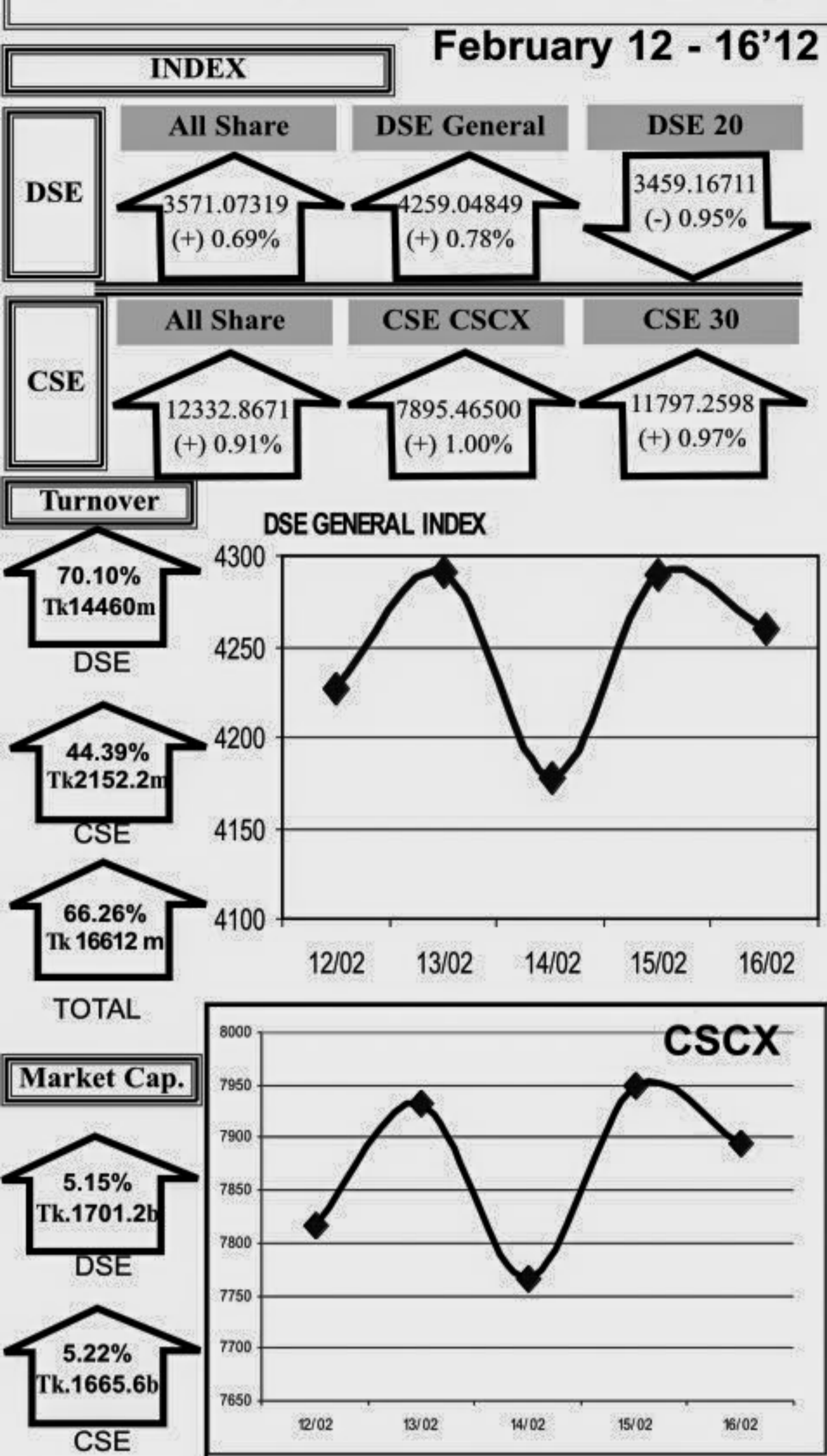


Weekly Capital Market Highlights:



Capital Gainers

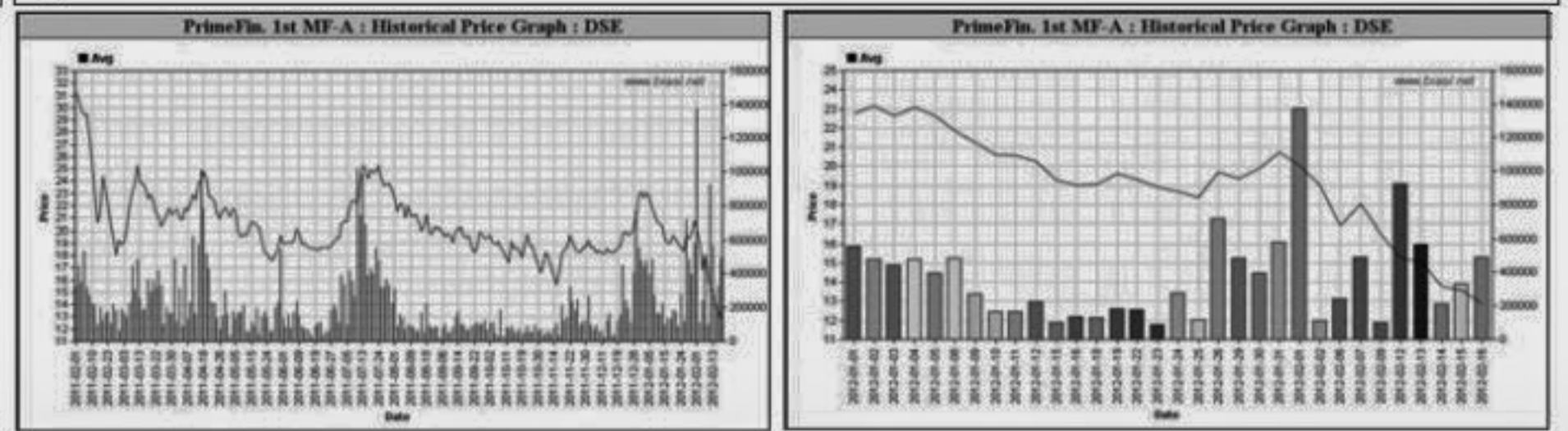
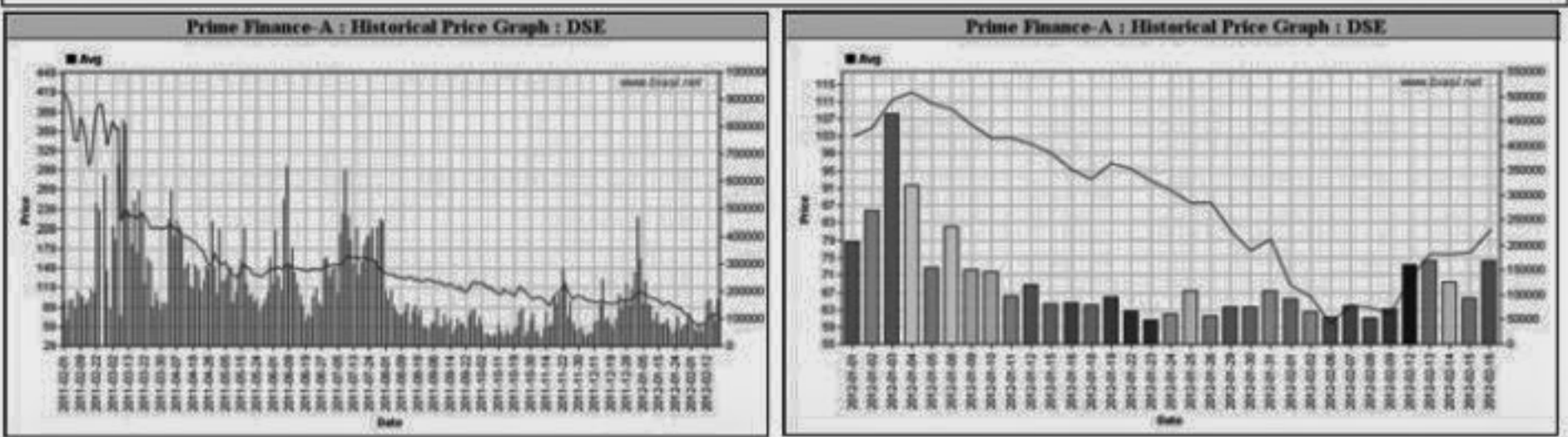
**Dhaka Stock Exchange**

| Company               | Price Chn. (%) |       | Price Scale |       |       |       | Turnover |      | BookV   |       |       |       |
|-----------------------|----------------|-------|-------------|-------|-------|-------|----------|------|---------|-------|-------|-------|
|                       | Close          | Avg.  | Avg.        | Close | W Hi  | W Lo  | Yr Hi    | YrLo | M.Tk    | Per S | EPS   | PE    |
| Prime Finance-A       | 24.26          | 30.75 | 81.26       | 79.90 | 83.70 | 62.20 | 418.0    | 58.8 | 54.650  | 21.47 | 10.63 | 7.64  |
| One Bank -A           | 22.92          | 26.50 | 41.87       | 41.30 | 43.00 | 33.60 | 95.8     | 29.1 | 250.702 | 15.26 | 5.92  | 7.07  |
| Shinepukur Ceramics-A | 21.71          | 25.98 | 36.90       | 37.00 | 39.90 | 29.30 | 99.9     | 25.5 | 111.805 | 24.58 | 2.28  | 16.18 |
| BEXIMCO Ltd. -A       | 21.42          | 23.62 | 83.22       | 83.90 | 87.00 | 67.60 | 319.0    | 61.6 | 580.482 | 49.26 | 19.28 | 4.32  |
| Global Insurance -A   | 21.32          | 26.57 | 40.97       | 40.40 | 42.30 | 33.20 | 79.5     | 29.4 | 25.338  | 11.82 | 1     | 40.97 |
| Uttara Finance -A     | 19.92          | 18.74 | 92.25       | 92.10 | 94.30 | 76.00 | 294.0    | 71.0 | 53.437  | 62.68 | 16.02 | 5.76  |
| In Tech Online -A     | 18.54          | 22.21 | 24.27       | 24.30 | 25.00 | 20.00 | 36.9     | 16.5 | 40.930  | 11.04 | 0.96  | 25.28 |
| UCBL - A              | 16.94          | 21.45 | 35.79       | 35.20 | 36.60 | 29.80 | 98.1     | 27.1 | 389.136 | 10.74 | 6     | 5.97  |
| Beximco Syn.-A        | 16.50          | 20.55 | 35.78       | 36.00 | 37.00 | 28.90 | 57.5     | 25.5 | 90.641  | 29.4  | 0.4   | 89.45 |
| Uttara Bank -A        | 16.21          | 20.48 | 59.83       | 58.80 | 61.20 | 50.10 | 125.3    | 45.8 | 182.754 | 28.28 | 5.4   | 11.08 |

Capital Losers

**Dhaka Stock Exchange**

| Company              | Price Chn. (%) |        | Price Scale |        |        |        | Turnover |       | BookV   |        |        |       |
|----------------------|----------------|--------|-------------|--------|--------|--------|----------|-------|---------|--------|--------|-------|
|                      | Close          | Avg.   | Avg.        | Close  | W Hi   | W Lo   | Yr Hi    | YrLo  | M.Tk    | Per S  | EPS    | PE    |
| PrimeFin. 1st MF-A   | -23.03         | -21.94 | 12.88       | 12.70  | 15.80  | 12.50  | 26.2     | 12.5  | 36.363  | 26.31  | 2.83   | 4.55  |
| H.R. Textile -A      | -14.64         | -9.81  | 35.04       | 34.40  | 41.00  | 34.10  | 72.0     | 27.9  | 37.185  | 12.9   | 22.7   | 15.44 |
| MBL 1st M. F.-A      | -9.64          | -9.53  | 7.50        | 7.50   | 8.70   | 7.50   | 10.8     | 7.1   | 0.137   | 0      | 0      | -     |
| ApexAdelchi Ftr-A    | -7.76          | -5.56  | 202.19      | 200.90 | 227.00 | 199.30 | 354.0    | 197.0 | 23.001  | 64.5   | 20.29  | 9.97  |
| Standard Ceramic-B   | -6.84          | -6.54  | 35.60       | 35.40  | 40.00  | 35.00  | 67.4     | 24.7  | 0.725   | 14.9   | 0.62   | 57.42 |
| Al-Haj Textile -A    | -5.99          | -4.15  | 30.03       | 29.80  | 33.60  | 28.80  | 76.3     | 28.8  | 7.345   | 29.68  | 3.02   | 9.94  |
| LankaBangla Fin. -A  | -5.68          | -3.19  | 108.84      | 108.00 | 120.00 | 104.00 | 445.0    | 104.0 | 207.506 | 21.5   | 4.21   | 25.85 |
| Reckitt Benckiser -A | -5.45          | -5.96  | 630.10      | 630.10 | 660.00 | 630.10 | 1347.0   | 595.0 | 0.257   | 43.13  | 26.71  | 23.59 |
| Shampur Sugar -Z     | -5.00          | -1.50  | 11.82       | 11.40  | 12.30  | 11.40  | 21.8     | 10.7  | 0.021   | -638.4 | -31.34 | -0.38 |
| Stylecraft -A        | -4.84          | -4.84  | 590.00      | 590.00 | 635.00 | 590.00 | 680.5    | 456.0 | 0.123   | 238    | 26.98  | 21.87 |

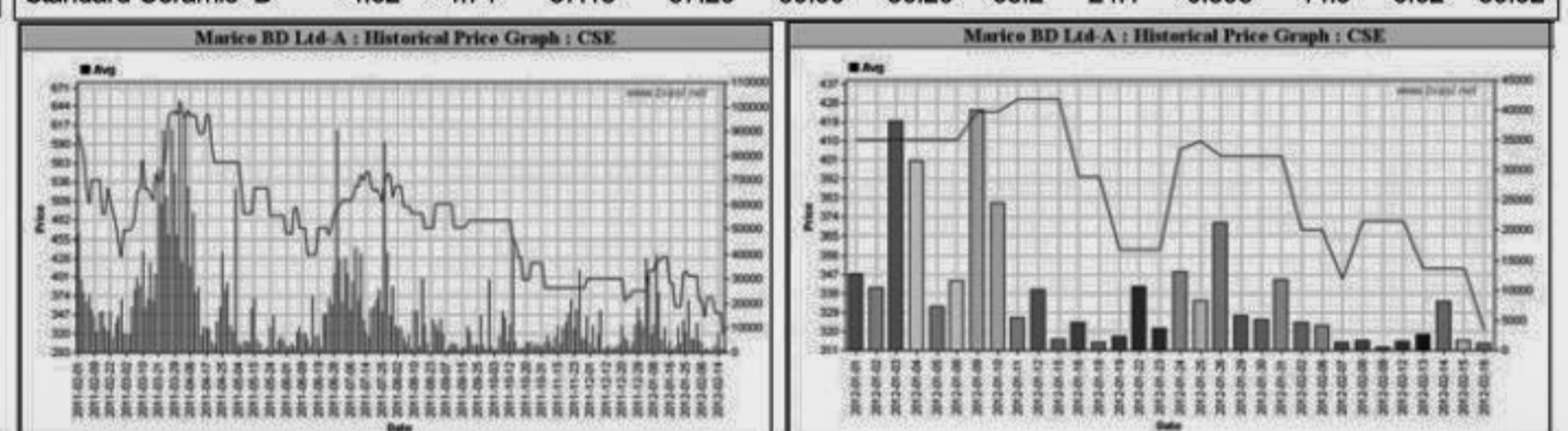


Chittagong Stock Exchange

| Company               | Price Chn. (%) |       | Price Scale |        |        |        | Turnover |       | BookV   |       |       |       |
|-----------------------|----------------|-------|-------------|--------|--------|--------|----------|-------|---------|-------|-------|-------|
|                       | Close          | Avg.  | Avg.        | Close  | W Hi   | W Lo   | Yr Hi    | YrLo  | M.Tk    | Per S | EPS   | PE    |
| Prime Finance-A       | 25.79          | 28.82 | 81.40       | 79.50  | 84.80  | 63.20  | 414.0    | 58.5  | 5.164   | 21.47 | 10.63 | 7.66  |
| Rupali Life Insur.-A  | 25.58          | 24.38 | 173.31      | 173.30 | 176.00 | 150.00 | 152.0    | 152.0 | 0.857   | 31.25 | 3.75  | 46.22 |
| Shinepukur Ceramics-A | 23.28          | 26.02 | 36.91       | 37.10  | 38.00  | 28.90  | 101.9    | 5.0   | 14.280  | 24.58 | 2.28  | 16.19 |
| B I F C -A            | 22.58          | 22.78 | 38.00       | 38.00  | 38.00  | 33.70  | 104.9    | 26.2  | 0.982   | 13.72 | 3.73  | 10.19 |
| BEXIMCO Ltd. -A       | 22.16          | 24.40 | 82.95       | 83.80  | 85.00  | 67.60  | 321.0    | 20.0  | 141.457 | 49.26 | 19.28 | 4.30  |
| One Bank -A           | 21.53          | 27.15 | 41.87       | 41.20  | 43.10  | 33.10  | 99.5     | 28.8  | 47.391  | 15.26 | 5.92  | 7.07  |
| In Tech Online -A     | 20.30          | 23.18 | 24.23       | 24.30  | 25.00  | 19.10  | 37.2     | 16.8  | 5.097   | 11.04 | 0.96  | 25.24 |
| Nitol Insurance -A    | 20.00          | 20.00 | 51.00       | 51.00  | 51.00  | 43.00  | 50.0     | 50.0  | 0.070   | 12.67 | 1.91  | 26.70 |
| ICB AMCL 2nd NRB -A   | 20.00          | 20.00 | 12.00       | 12.00  | 12.00  | 11.00  | 23.5     | 10.0  | 0.012   | 13.64 | 2.85  | 4.21  |
| First Lease-A         | 19.82          | 19.82 | 66.50       | 66.50  | 68.30  | 60.00  | 130.0    | 49.7  | 1.299   | 15.76 | 2.76  | 24.09 |

Chittagong Stock Exchange

| Company             | Price Chn. (%) |        | Price Scale |        |        |        | Turnover |       | BookV  |        |       |       |
|---------------------|----------------|--------|-------------|--------|--------|--------|----------|-------|--------|--------|-------|-------|
|                     | Close          | Avg.   | Avg.        | Close  | W Hi   | W Lo   | Yr Hi    | YrLo  | M.Tk   | Per S  | EPS   | PE    |
| Progressive Life-A  | -23.66         | -23.80 | 125.23      | 125.20 | 125.80 | 125.00 | 189.5    | 189.5 | 0.175  | 26.05  | 1.75  | 71.56 |
| PrimeFin. 1st MF-A  | -21.56         | -21.38 | 13.13       | 13.10  | 16.10  | 12.70  | 26.0     | 12.7  | 2.340  | 26.31  | 2.83  | 4.64  |
| Marico BD Ltd-A     | -13.82         | -13.82 | 320.60      | 320.60 | 350.00 | 320.60 | 668.0    | 320.6 | 0.066  | 76.18  | 11.34 | 28.27 |
| The Ibn SinaA       | -12.50         | -12.50 | 105.00      | 105.00 | 105.00 | 105.00 | 127.5    | 127.5 | 0.011  | 19.9   | 4.64  | 22.63 |
| H.R. Textile -A     | -10.79         | -9.73  | 34.34       | 33.90  | 40.90  | 33.80  | 35.9     | 35.9  | 0.746  | 12.9   | 2.27  | 15.13 |
| MBL 1st M. F.-A     | -10.00         | -10.00 | 7.20        | 7.20   | 7.20   | 11.0   | 7.0      | 0.004 | 0      | 0      | 0     | -     |
| Power Grid Co. -A   | -6.00          | -6.10  | 43.90       | 43.90  | 47.90  | 42.30  | 67.2     | 67.2  | 0.669  | 45.71  | 2.21  | 19.86 |
| LankaBangla Fin. -A | -5.46          | -3.95  | 108.80      | 109.00 | 123.00 | 105.00 | 444.0    | 105.0 | 24.276 | 21.5   | 4.21  | 25.84 |
| Kohinoor Chem -A    | -4.76          | -4.76  | 200.00      | 200.00 | 215.00 | 200.00 | 350.0    | 350.0 | 0.031  | -13.07 | 7.41  | 26.99 |
| Standard Ceramic-B  | -4.62          | -4.74  | 37.15       | 37.20  | 39.90  | 36.20  | 68.0     | 24.1  | 0.398  | 14.9   | 0.62  | 59.92 |



Key Features - February 12 - 16, 12

| Indicators                         | DSE         | CSE        | TOTAL       |
|------------------------------------|-------------|------------|-------------|
| Turnover (Million Taka)            | 14,459.73   | 2,152.21   | 16,611.94   |
| Turnover (Volume)                  | 353,760,497 | 58,180,901 | 411,941,398 |
| No. of Contract                    | 532,847     | 97,227     | 630,074     |
| Traded Issues                      | 267         | 203        | 267         |
| Issue Gain (Avg. Price Basis)      | 231         | 173        | 231         |
| Issue Loss (Avg. Price Basis)      | 34          | 28         | 34          |
| Unchanged Issue (Avg. Price Basis) | 2           | 2          | 2           |
| Market Cap. Equity (Billion Tk.)   | 1,701.16    | 1,665.57   | 1,701.16    |
| Market Cap. Equity (Billion US\$)  | 21.95       | 21.49      | 21.95       |

Turnover Leaders

**Dhaka Stock Exchange**

| Company              | Vol. Share | Value (M.Tk.) | % of Total | Price Scale |        |        |        | C.Avg  |       | BookV |       |       |
|----------------------|------------|---------------|------------|-------------|--------|--------|--------|--------|-------|-------|-------|-------|
|                      |            |               |            | Clo         | Chn    | PW     | Clo    | W Hi   | W Lo  | Avg.  | Per S | EPS   |
| Grameenphone-A       | 4730153    | 729,956       | 5.05       | -           | 153.30 | 153.30 | 158.80 | 145.00 | 0.13  | 28.8  | 13.99 | 10.95 |
| National Bank -A     | 10728724   | 702,304       | 4.86       | -           | 63.90  | 71.00  | 60.00  | -2.44  | 25.02 | 7.07  | 9.08  |       |
| BEXIMCO Ltd. -A      | 7476815    | 580,482       | 4.01       | -           | 83.22  | 83.90  | 87.00  | 67.60  | 21.42 | 49.26 | 19.28 | 4.32  |
| UCBL - A             | 11253596   | 389,136       | 2.69       | -           | 35.79  | 35.20  | 36.60  | 29.80  | 16.94 | 10.74 | 6     | 5.97  |
| Social Islami. B-A   | 16159857   | 366,189       | 2.53       | -           | 22.76  | 22.60  | 25.30  | 20.20  | 6.10  | 12.32 | 1.89  | 12.04 |
| UNITED AIR-A         | 18968898   | 359,673       | 2.49       | -           | 18.97  | 18.80  | 20.30  | 16.70  | 0.53  | 16.64 | 0.71  | 26.72 |
| Eastern Bank -A      | 5953654    | 323,284       | 2.24       | -           | 54.73  | 54.30  | 57.20  | 46.10  | 15.78 | 32.23 | 5.59  | 9.79  |
| Mercantile Bank -A   | 10352840   | 293,818       | 2.03       | -           | 28.84  | 28.50  | 30.00  | 24.70  | 12.65 | 16.96 | 3.36  | 8.58  |
| Southeast Bank-A     | 10958950   | 281,180       | 1.94       | -           | 24.29  | 24.40  | 27.50  | 22.10  | 6.55  | 23.4  | 2.33  | 10.42 |
| One Bank -A          | 6312150    | 250,702       | 1.73       | -           | 41.87  | 41.30  | 43.00  | 33.60  | 22.92 | 15.26 | 5.92  | 7.07  |
| R. N. Spinning-A     | 6349725    | 231,198       | 1.60       | -           | 36.31  | 36.50  | 37.80  | 33.00  | 1.11  | 12.38 | 3.88  | 9.36  |
| LankaBangla Fin. -A  | 1848246    | 207,506       | 1.44       | -           | 108.84 | 108.00 | 120.00 | 104.00 | -5.68 | 21.5  | 4.21  | 25.85 |
| City Bank - A        | 5372070    | 205,416       | 1.42       | -           | 39.28  | 38.80  | 40.50  | 33.00  | 15.82 | 22.79 | 4.57  | 8.60  |
| Prime Bank-A         | 4648326    | 200,999       | 1.39       | -           | 42.15  | 41.80  | 49.40  | 40.00  | 2.96  | 24.76 | 4.77  | 8.84  |
| Dhaka Bank -A        | 4611640    | 195,867       | 1.35       | -           | 42.56  | 42.20  | 45.00  | 39.00  | 8.48  | 25.88 | 6.25  | 6.81  |
| Uttara Bank -A       | 3214687    | 162,754       | 1.22       | -           | 59.83  | 58.80  | 61.20  | 50.10  | 16.21 | 28.28 | 5.4   | 11.08 |
| Fu-wang Ceramic-A    | 5062222    | 167,699       | 1.26       | -           | 34.72  | 34.40  | 36.60  | 31.00  | 0.88  | 14.31 | 1.07  | 32.45 |
| Maksons Spinning-A   | 6821550    | 172,869       | 1.20       | -           | 23.89  | 24.50  | 27.60  | 22.50  | -0.81 | 23.51 | 0.57  | 41.91 |
| Islami Bank BD -A    | 3309960    | 172,291       | 1.19       | -           | 52.59  | 52.00  | 54.00  | 46.50  | 3.17  | 23.48 | 4.66  | 11.79 |
| Beacon Pharma Ltd.-B | 7246075    | 172,050       | 1.19       | -           | 23.72  | 23.60  | 25.20  | 20.60  | 3.06  | 11.54 | 0.49  | 48.41 |

Market Cap. Leader

**Dhaka Stock Exchange**

| Company           | Market Cap. M. Tk. | % of Total | Average |      | Price Scale |       |       |        | BookV |       |       |       |
|-------------------|--------------------|------------|---------|------|-------------|-------|-------|--------|-------|-------|-------|-------|
|                   |                    |            | Price   | Chn. | P W         | W Hi  | W Lo  | W Clo. | Chn%  | Per S | EPS   | PE    |
| Grameenphone-A    | 206,839            | 12.16      | 153.18  | 2.28 | 149.76      | 158.8 | 145   | 153.3  | 0.13  | 28.8  | 13.99 | 10.95 |
| National Bank -A  | 55,210             | 3.25       | 64.17   | 1.66 | 63.12       | 71    | 60    | 63.9   | -2.44 | 25.02 | 7.07  | 9.08  |
| Square Pharma -A  | 52,893             | 3.11       | 199.72  | 4.86 | 190.46      | 205.4 | 191.5 | 198.4  | 2.85  | 49.95 | 9.56  | 20.89 |
| Islami Bank BD -A | 52,631             | 3.09       | 52.59   | 6.37 | 49.44       | 54    | 46.5  | 52     | 3.17  | 23.48 | 4.46  | 1     |