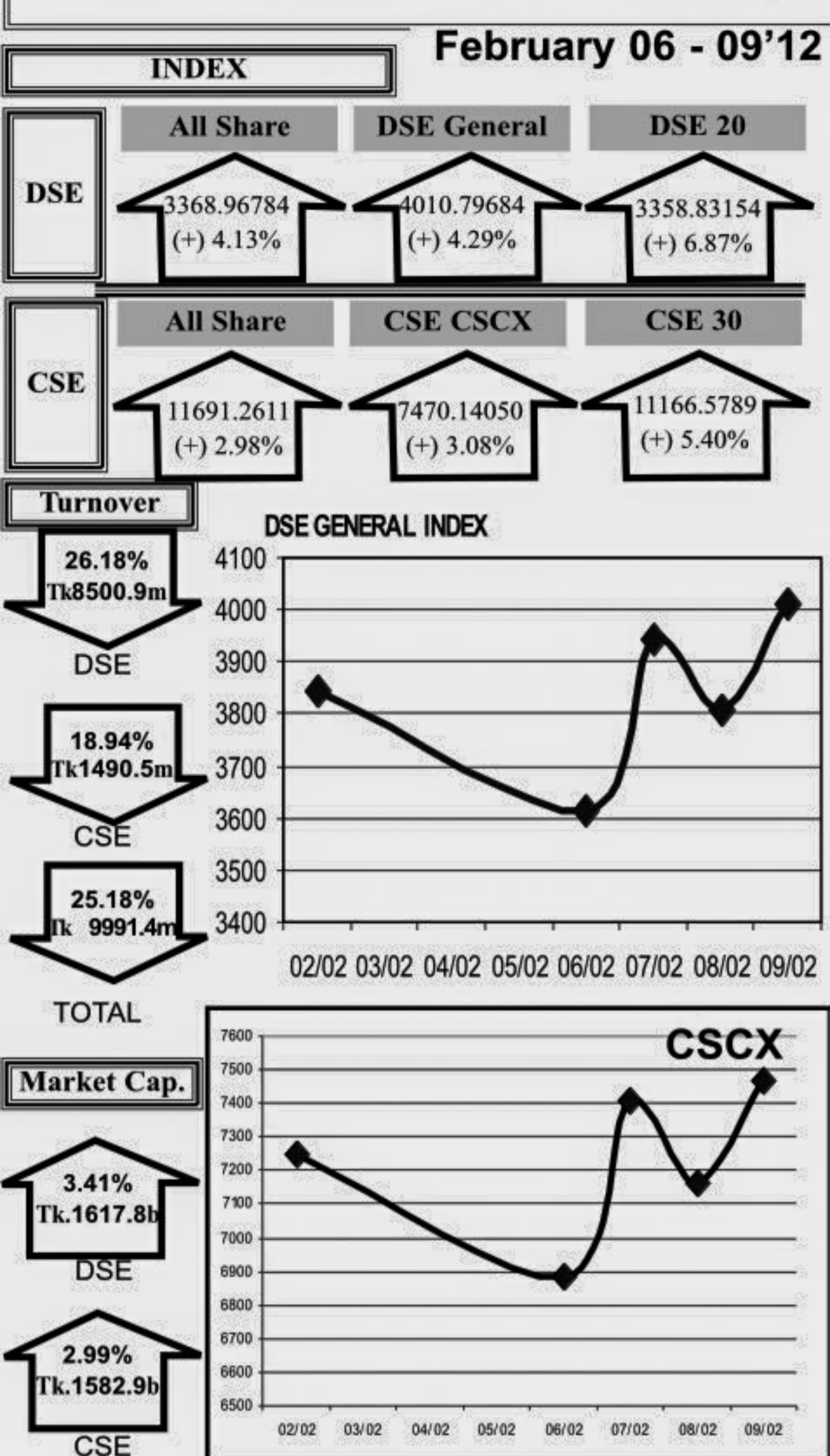


Weekly Capital Market Highlights:



Capital Gainers

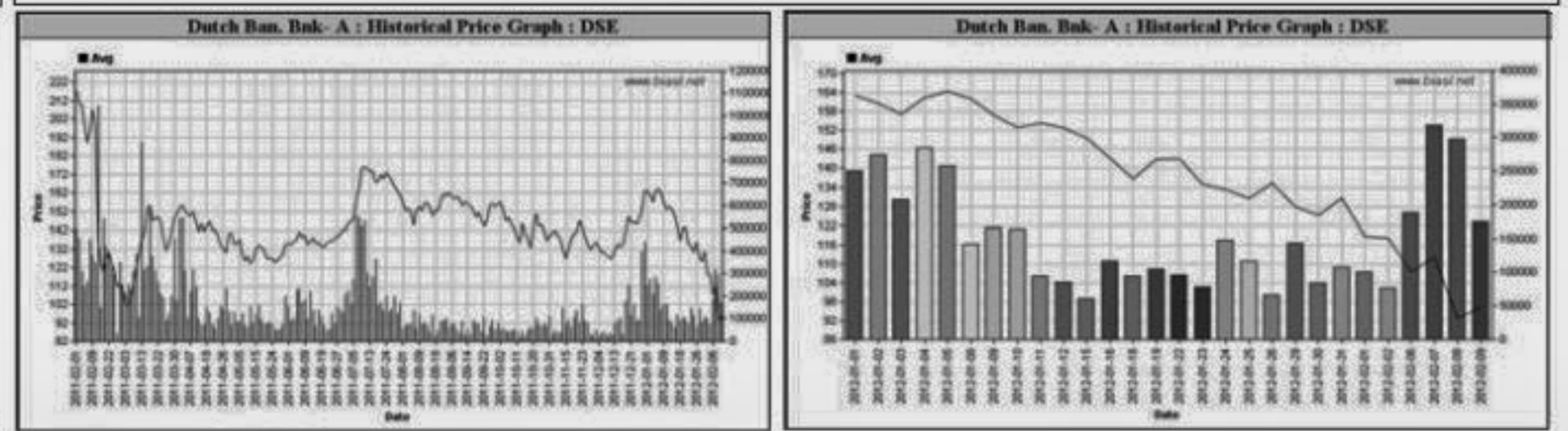
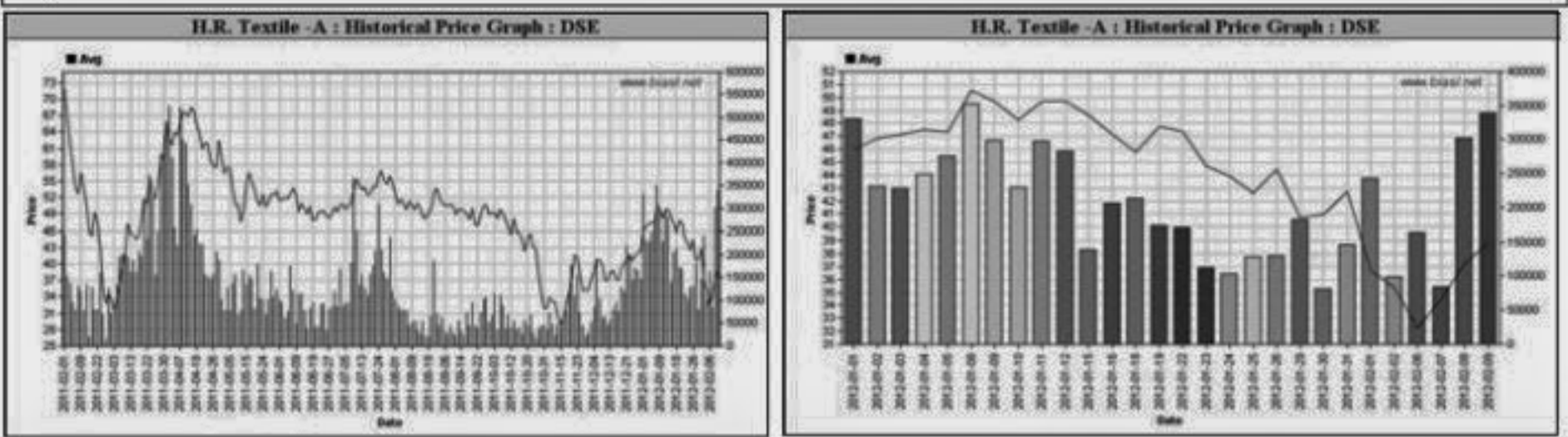
Dhaka Stock Exchange

Company	Price Chn. (%)		Price Scale				Turnover		BookV			
	Close	Avg.	Avg.	Close	W Hi	W Lo	Yr Hi	Yr Lo	M.Tk	Per S	EPS	PE
H.R. Textile -A	17.15	9.81	38.85	40.30	41.00	31.30	72.0	27.9	32.641	14.83	2.61	14.89
8th ICB M F-A	16.40	16.20	51.71	51.80	52.00	45.60	83.0	44.5	0.932	29.54	12.33	4.19
Summit Power -A	12.85	7.43	55.26	57.10	57.20	46.10	129.4	46.1	93.425	22.78	3.08	17.94
Quasem Drycels -A	12.50	3.76	41.10	42.30	42.90	34.10	130.0	34.1	28.567	76.6	2.05	20.05
Dhaka Bank -A	12.43	9.14	38.10	38.90	39.10	32.60	70.0	32.6	67.519	18.33	4.67	8.16
National Bank -A	12.35	7.86	63.12	65.50	67.00	55.20	186.0	51.5	462.430	25.02	7.07	8.93
Prime Bank-A	11.85	8.29	39.71	40.60	41.00	33.80	71.8	33.8	86.818	29.03	5.69	6.98
Anwar Galvanizing -Z	11.56	6.62	22.07	22.20	22.40	18.00	45.3	16.6	2.254	7.57	0.52	42.44
Beximco Syn.-A	11.55	3.96	29.68	30.90	31.00	25.50	57.5	25.5	48.070	29.4	0.4	74.20
Republic Insu.-A	11.28	5.30	43.94	44.40	44.60	37.00	82.5	37.0	4.702	12.08	1.54	28.53

Capital Losers

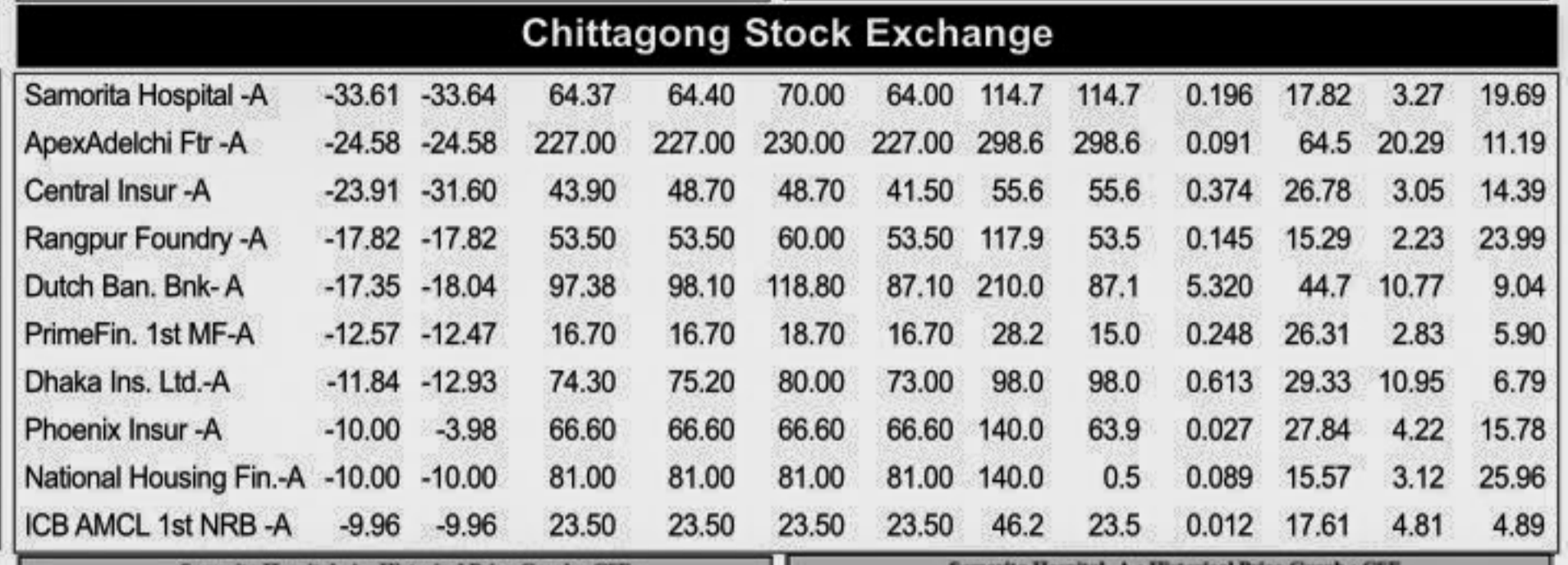
Dhaka Stock Exchange

Company	Price Chn. (%)		Price Scale				Turnover		BookV			
	Close	Avg.	Avg.	Close	W Hi	W Lo	Yr Hi	Yr Lo	M.Tk	Per S	EPS	PE
Dutch Ban. Brk-A	-16.13	-18.50	96.28	98.30	118.00	83.10	206.9	83.1	100.353	44.7	10.77	8.94
PrimeFin. 1st MF-A	-10.81	-13.20	16.50	16.50	18.50	16.50	28.6	15.1	14.547	26.31	2.83	5.83
Berger Paints-A	-10.70	-10.66	436.00	435.80	488.00	431.00	817.0	431.0	0.751	54.64	30.39	14.35
Northern Jute -Z	-10.00	-10.00	31.50	31.50	31.50	50.4	17.0	0.006	8.6	-8.19	-3.85	
Kohinoor Chem-A	-8.92	-14.87	166.00	177.60	177.60	166.00	301.4	161.0	0.114	-13.07	7.41	22.40
Samata LeatheR-Z	-6.15	-7.69	12.00	12.20	12.90	11.70	36.5	10.1	0.237	12.04	-0.13	-92.31
Modern Dyeing-Z	-6.11	-9.09	40.00	43.00	44.00	40.00	60.0	29.2	0.016	9.35	-0.64	-62.50
LR Global BD MF1-A	-6.00	-10.00	9.00	9.40	9.90	9.00	11.0	9.0	0.009	0	0	-
LankaBangla Fin.-A	-5.99	-10.35	112.43	114.50	124.90	108.50	445.0	108.5	128.300	21.5	4.21	26.71
Marico BD Ltd-A	-5.79	-5.92	328.89	328.50	346.00	318.20	665.0	318.2	2.516	76.18	11.34	29.00



Chittagong Stock Exchange

Company	Price Chn. (%)		Price Scale				Turnover		BookV			
	Close	Avg.	Avg.	Close	W Hi	W Lo	Yr Hi	Yr Lo	M.Tk	Per S	EPS	PE
Standard Ceramic -B	14.71	13.44	39.00	39.00	39.00	37.40	68.2	24.1	0.115	14.9	0.62	62.90
DESCO Ltd. -A	13.93	10.83	69.08	69.50	71.00	59.10	111.4	0.378	45.98	7.1	9.73	
Dhaka Bank -A	13.49	8.75	37.29	38.70	39.00	31.00	71.0	25.4	6.134	18.33	4.67	7.99
Prime Bank-A	12.78	8.75	39.52	40.60	40.70	33.70	71.0	17.0	6.132	29.03	5.69	6.95
National Bank -A	12.37	7.44	62.70	65.40	66.50	54.30	187.0	50.0	94.157	25.02	7.07	8.87
Summit Power -A	12.30	7.20	55.23	56.60	56.60	45.70	132.0	5.0	14.747	22.78	3.08	17.93
Popular Life 1st M.F.-A	11.54	8.11	5.73	5.80	5.80	5.00	10.0	5.0	0.247	10.07	-0.03	-191.00
Delta Brac HFCL-A	11.34	10.42	69.17	69.70	71.50	60.00	272.2	60.0	0.885	16.4	4.9	14.12
Power Grid Co. -A	11.19	11.31	46.75	46.70	47.00	41.00	67.2	67.2	0.742	45.71	2.21	21.15
Bank Asia -A	11.15	5.99	28.82	29.90	30.10	24.30	79.0	24.3	1.807	16.79	4.59	6.28



Key Features - February 06 - 09, 12

Indicators	DSE	CSE	TOTAL
Turnover (Million Taka)	8,500.92	1,490.53	9,991.45
Turnover (Volume)	221,685,245	41,872,213	263,557,458
No. of Contract	348,684	65,496	414,180
Traded Issues	266	204	266
Issue Gain (Avg. Price Basis)	128	97	128
Issue Loss (Avg. Price Basis)	134	106	134
Unchanged Issue (Avg. Price Basis)	4	1	4
Market Cap. Equity (Billion Tk.)	1,617.81	1,582.92	1,617.81
Market Cap. Equity (Billion US\$)	20.87	20.42	20.87

Turnover Leaders

Dhaka Stock Exchange

Company	Vol. Share	Value (M.Tk.)	% of Total	Price Scale				C.Avg		BookV		
				Clo	Chn	PW	Clo	W Hi	W Lo	Avg.	Per S	EPS
Grameenphone-A	5,194,040	786.96	9.26	153.10	-0.58	154.00	163.00	144.80	149.76	28.8	13.99	10.94
National Bank -A	7,600,683	462.43	5.44	65.50	12.35	58.30	67.00	55.20	63.12	25.02	7.07	9.26
BEXIMCO Ltd. -A	4,318,866	286.33	3.37	69.10	1.32	68.20	72.50	61.60	67.32	49.26	19.28	3.58
UNITED AIR-A	14,533,477	260.91	3.07	18.70	3.89	18.00	19.00	16.70	18.30	12.64	0.71	26.34
Social Islami. B-A	9,572,015	193.59	2.28	21.30	7.58	19.80	21.60	18.50	20.78	12.32	1.89	11.27
R. N. Spinning-A	4,996,235	174.56	2.05	36.10	7.76	33.50	37.50	32.50	35.53	12.38	3.88	9.30
Square Pharma -A	755,610	141.08	1.66	192.90	1.69	189.70	198.00	175.50	190.46	49.95	9.56	20.18
Beacon Pharma Ltd.-B	5,999,125	132.32	1.56	22.90	2.23	22.40	23.50	20.30	22.34	11.54	0.49	46.73
UCBL -A	4,460,291	129.91	1.53	30.10	0.33	30.00	31.90	27.10	29.47	10.74	6	5.02
Fu-wang Ceramic-A	4,008,175	129.35	1.52	34.10	4.92	32.50	34.40	29.60	32.94	14.31	1.07	31.87
LankaBangla Fin.-A	1,118,260	128.30	1.51	114.50	-5.99	121.80	124.90	108.50	112.43	21.5	4.21	27.20
Mercantile Bank -A	4,924,140	116.92	1.38	25.30	8.58	23.80	25.90	21.80	24.77	16.96	3.36	7.53
Titas Gas TDCLA	2,211,100	112.66	1.33	53.60	6.99	50.10	54.00	47.50	52.44	29.98	9.74	5.50
Jamuna Oil -A	708,014	110.49	1.30	161.70	7.73	150.10	163.60	146.80	161.22	40.19	14.45	11.19
LafargeS Cement-Z	4,545,500	104.29	1.23	23.90	0.42	23.80	24.50	21.60	23.44	8.64	-0.45	-53.11
Keya Cosmetics -A	2,086,636	103.02	1.21	52.50	6.49	49.30	53.10	45.60	50.49	20.69	3.63	14.46
Aftab Auto.-A	1,109,385	102.37	1.20	94.50	-1.05	95.50	98.50	86.40	92.18	56.28	19.61	4.82
Islami Bank BD -A	2,121,890	100.27	1.20	50.40	8.39	46.50	51.00	44.50	49.44	23.48	4.46	11.30
Dutch Ban. Brk-A	978,640	100.35	1.18	98.30	-16.13	117.20	118.00	83.10	96.28	44.77	10.77	9.13
Summit Power -A	1,782,733	93.43	1.10	57.10	12.85	50.60	57.20	46.10	55.26	22.78	3.08	18.54

Market Cap. Leader

Dhaka Stock Exchange

Company	Market Cap. M. Tk.	% of Total	Average		Price Scale				BookV			
			Price	Chn.	P.W	W Hi	W Lo	W Clo.	Chn%	Per S	EPS	PE
Grameenphone-A	202,221	12.5	149.76	-2.46	153.54	163	144.8	153.1	-0.58	28.8	13.99	10.70
National Bank -A	54,306	3.36	63.12	7.86	58.52	67	55.2	65.5	12.35	25.02	7.07	8.93
Square Pharma -A	50,440	3.12	190.46	-0.22	190.88	198	175.5	192.9	1.69	49.95	9.56	19.92
Islami Bank BD -A	49,478	3.06	49.44	5.94	46.67	51	44.5	50.4	8.39	23.48	4.46	11.09
Titas Gas TDCLA	49,405	3.05	52.44	2.78	51.02	54	47.5	53.6	6.99	29.98	9.74	5.38
ICB -A	44,111	2.73	3,070.00	-0.70	3,162.21	1323	1235.5	1306.75	-0.83	753.05	114.23	11.44
BATBCL -A	33,300	2.06	555.00	2.47	541.62	567.5	510	555.7	2.57	104.01	47.98	11.57
Padma Oil Co. -A	32,487	2.01	736.66	0.00	736.66	0	0	0	0	50.15	14.46	50.94
Prime Bank-A	30,966	1.91	39.71	8.29	36.67	41	33.8	40.6	11.85	29.03	5.69	6.98
BSRM Steels-A	30,366	1.88	93.29	-1.10	94.33	98	83.6	96.9	4.82	6.56	4.82	19.35
Pubali Bank -A	24,201	1.5	36.08	0.84	35.78	38.5	32.9	37.2	4.49	21.07	4.82	7.49
BEXIMCO Ltd. -A	23,932	1.48	67.32	-3.09	69.47	72.5	61.6	69.1	1.32	49.26	19.28	3.49
Summit Power -A	21,792	1.35	55.26	7.43	51.44	57.2	46.1	57.1	12.85	22.78	3.08	17.94
UCBL -A	21,439	1.33	29.47	-4.10	30.73	31.9	27.1	30.1	0.33	10.74	6	4.91
Renata Ltd. -A	20,786	1.28	920.00	-2.31	941.71	942.3	880.1	919.9	-2.42	126.72	37.69	24.41
Eastern Bank -A	20,110	1.24	44.42	1.37	43.82	47.2	38.9	46.9	8.82	26.74	5.54	8.02
Pubali Bank -A	19,256	1.19	96.28	-18.50	118.14	118	83.1	98.3	-16.13	44.77	10.77	8.94
Islami Bank BD -A	18,964	1.17	20.56	1.43	20.27	21.8	18.8	20.8	4	13.5	3.95	5.21
Power Grid Co. -A	18,721	1.16	44.68	6.25	42.05	47.3	39.8	45	7.4	45.71	2.21	20.22
Southeast Bank-A	18,572	1.15	22.33	2.24	21.84	23.5	19.8	22.9	6.02	19.78	3.77	5.92

Combined Turnover Leaders

Company	Volume (Share)	Value (M. Taka)	% of Total	Average Price
Grameenphone-A	6475640	982.52	9.83	151.73
National Bank -A	9165805	556.59	5.57	60.72
BEXIMCO Ltd. -A	5777211	382.83	3.83	66.27
UNITED AIR-A	21235246	381.02	3.81	17.94
Social Islami. B-A	11370334	229.78	2.30	20.21
UCBL -A	7463003	217.65	2.18	29.16