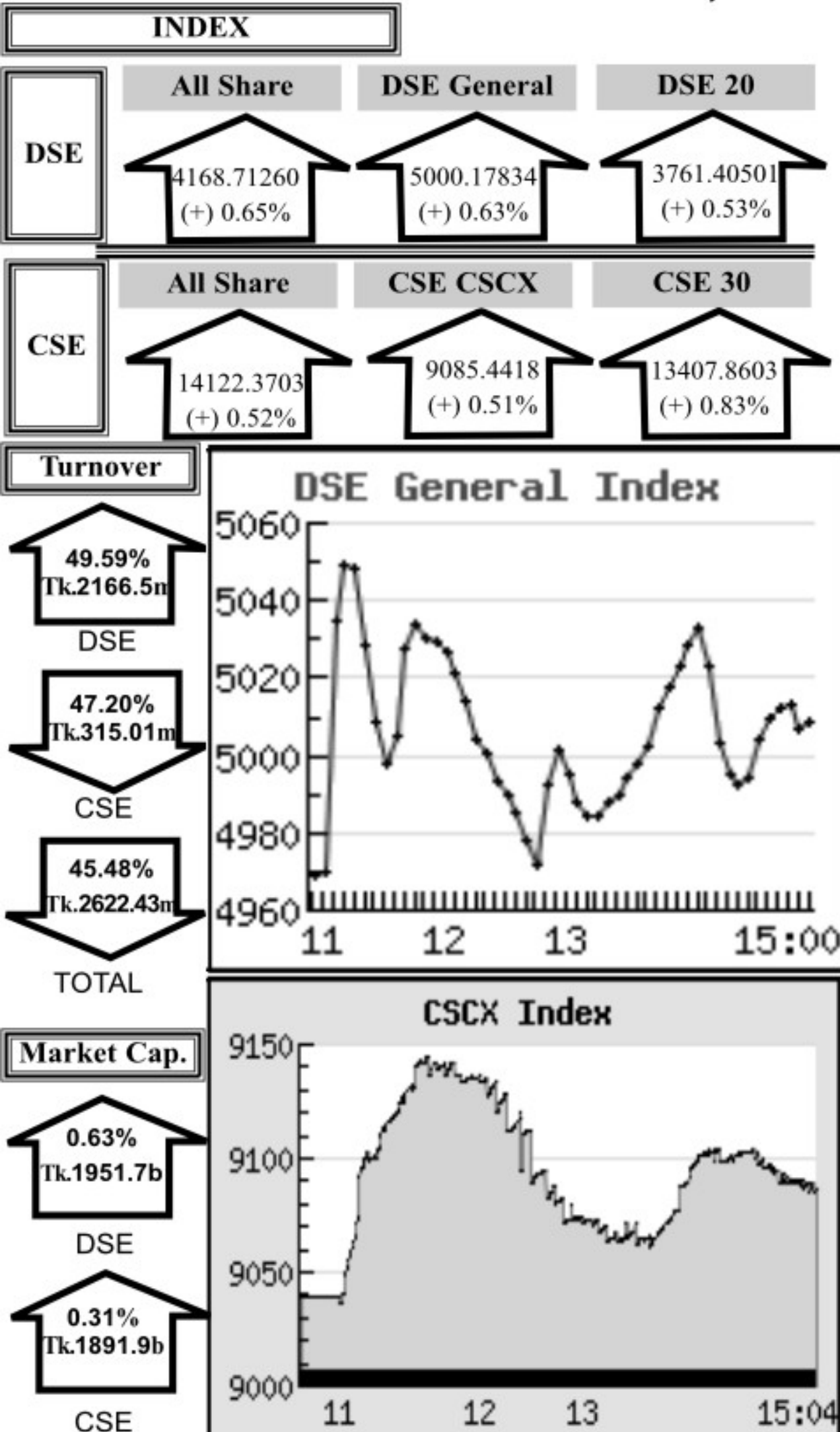


Capital Market Highlights: December 15, 2011

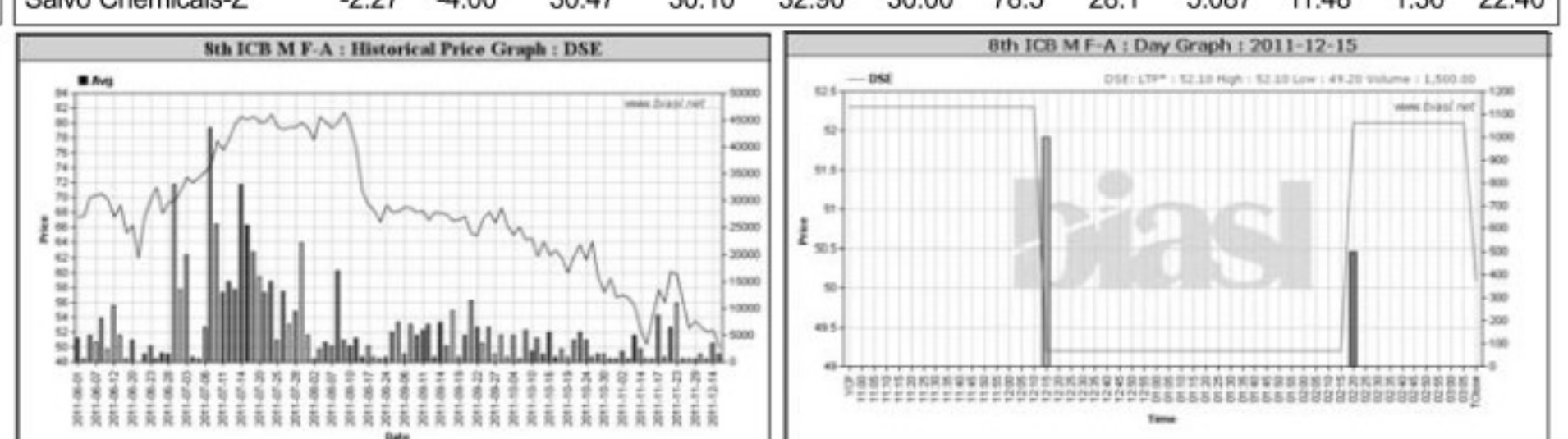
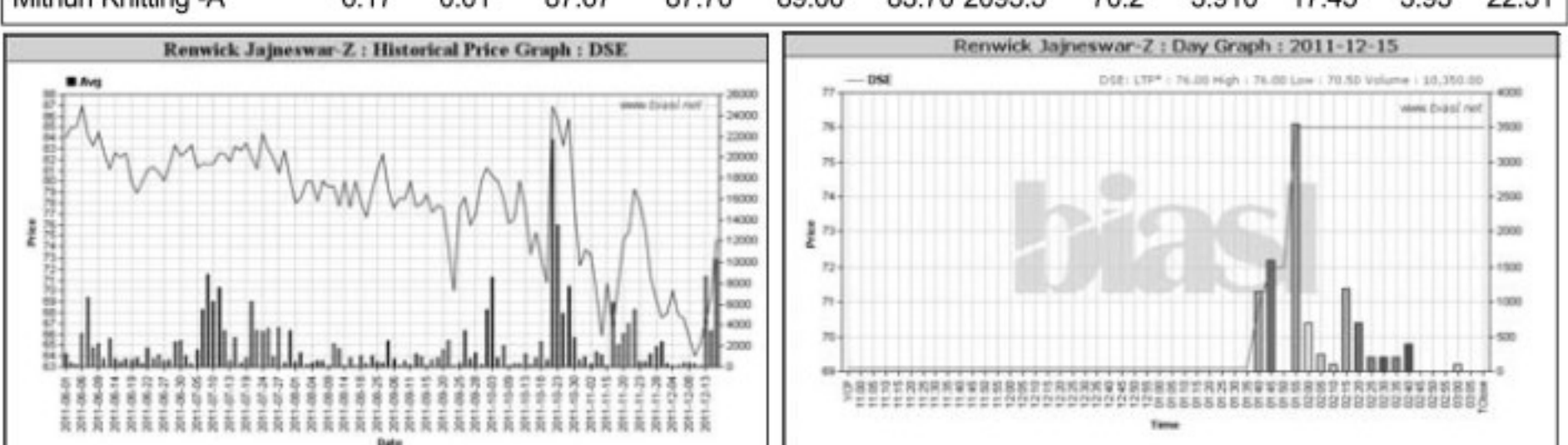


Capital Gainers

Company	Price Chn. (%)		Price Scale				Turnover	BookV	M.Tk	Per S	EPS	PE
	Close	Avg.	Avg.	Close	DayHi	DayLo						
Renwick Jaineswar-Z	9.99	7.36	74.69	76.00	76.00	70.50	1229.0	63.5	0.773	-90.11	5.5	13.58
Kohinoor Chem -A	9.88	9.88	178.00	178.00	178.00	178.00	3050.0	161.0	0.178	-13.07	7.41	24.02
Rahim Textile -A	9.12	6.36	152.69	156.70	157.40	149.90	3598.0	106.0	0.710	73.23	3.82	39.97
GeminiSeaFoodA	8.58	4.83	247.64	254.50	254.90	230.10	4050.0	180.1	1.102	0.3	9.48	26.12
MBL 1st M. F.-A	8.43	7.40	9.00	9.00	9.00	9.00	11.0	7.1	0.005	0	0	-
Rupali Life Insur.-A	6.87	3.44	148.00	150.90	151.50	139.00	3649.0	117.0	15.359	31.25	3.75	39.47
1st Janata Bank MF-A	6.85	4.78	7.67	7.80	7.90	7.30	13.9	6.7	12.956	10.29	0.91	8.43
Bangas -A	6.65	1.38	131.38	133.20	135.00	125.50	2455.0	103.5	1.662	13.45	1.46	89.99
BD. Autocars -B	6.62	1.03	44.17	45.10	46.00	42.20	701.8	32.6	3.578	6.28	0.52	84.94
Mithun Knitting -A	6.17	0.01	87.67	87.70	89.00	83.70	2095.5	70.2	3.910	17.45	3.93	22.31

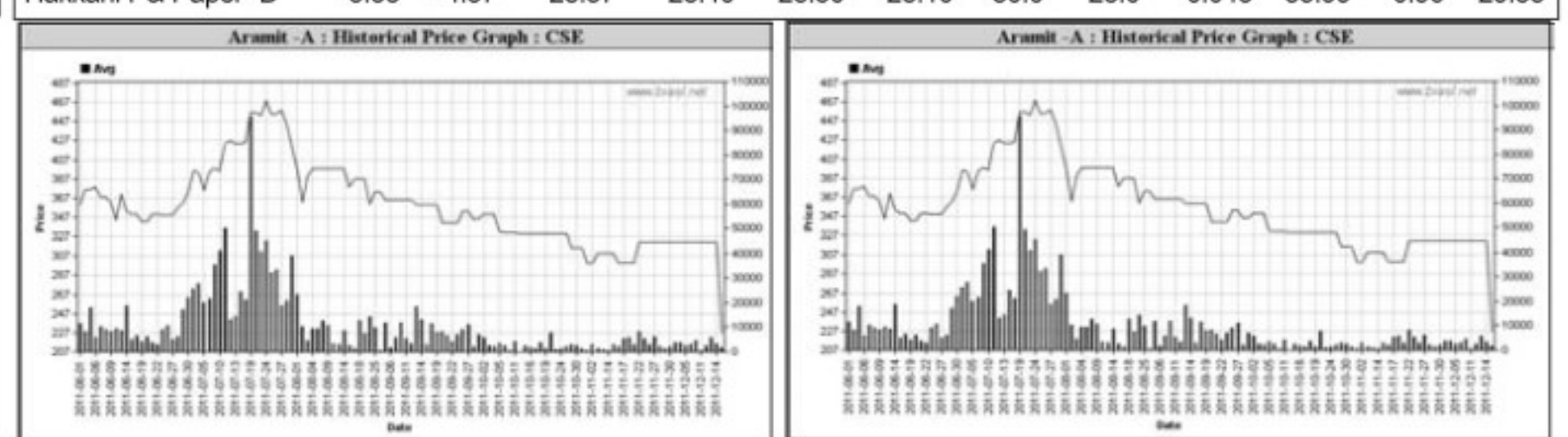
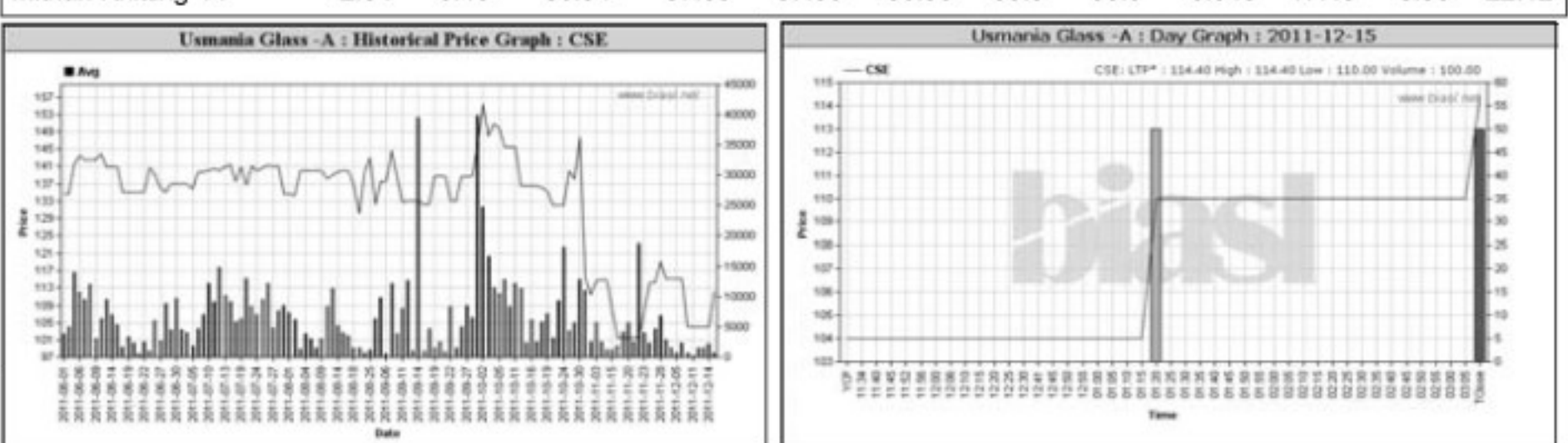
Capital Losers

Company	Price Chn. (%)		Price Scale				Turnover	BookV	M.Tk	Per S	EPS	PE
	Close	Avg.	Avg.	Close	DayHi	DayLo						
8th ICB M F-A	-4.21	-4.38	50.00	50.10	52.10	49.20	978.8	49.2	0.075	29.54	12.33	4.06
Popular Life Insu. -A	-3.68	-4.05	244.94	245.70	247.90	240.10	6995.0	222.1	4.409	60.17	20.45	11.98
Renata Ltd. -A	-3.42	-3.58	1203.28	1205.30	1250.00	1191.00	4100.0	1150.0	0.734	126.72	37.69	31.93
ICB -A	-3.20	-3.94	1581.90	1580.50	1582.00	1580.00	4434.0	1553.0	0.831	753.05	114.23	13.85
AramitCementA	-3.11	-2.93	90.71	90.40	92.90	88.00	1739.0	82.2	0.127	9.49	5.15	17.61
Libra Infusions-A	-3.00	-3.08	294.00	294.10	303.00	282.20	5236.3	255.5	0.294	1566.5	5.63	52.22
Anwar Galvanizing -Z	-2.61	-2.77	22.47	22.40	23.40	22.00	491.0	20.4	0.191	7.57	0.52	43.21
AIBL 1st Is. M. F.-A	-2.53	-2.63	7.79	7.70	8.00	7.60	20.1	7.0	0.113	0	0	-
PragatiLife Insu. -A	-2.51	-2.53	166.83	166.80	170.00	161.70	4589.8	155.6	1.001	30.15	0.6	278.05
Salvo Chemicals-Z	-2.27	-4.00	30.47	30.10	32.90	30.00	78.5	28.1	5.087	11.48	1.36	22.40



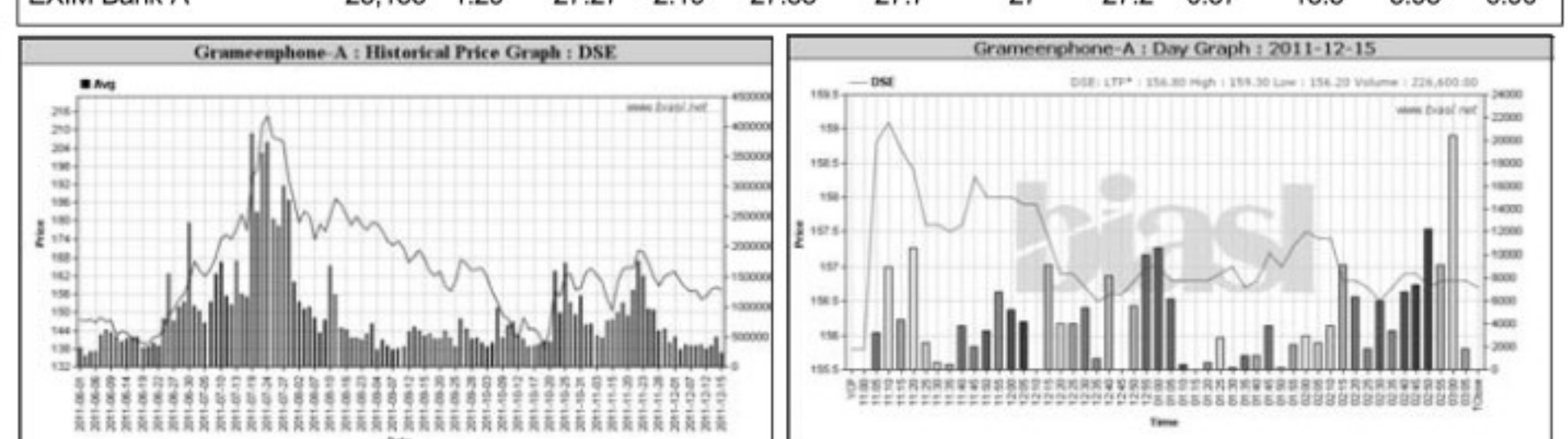
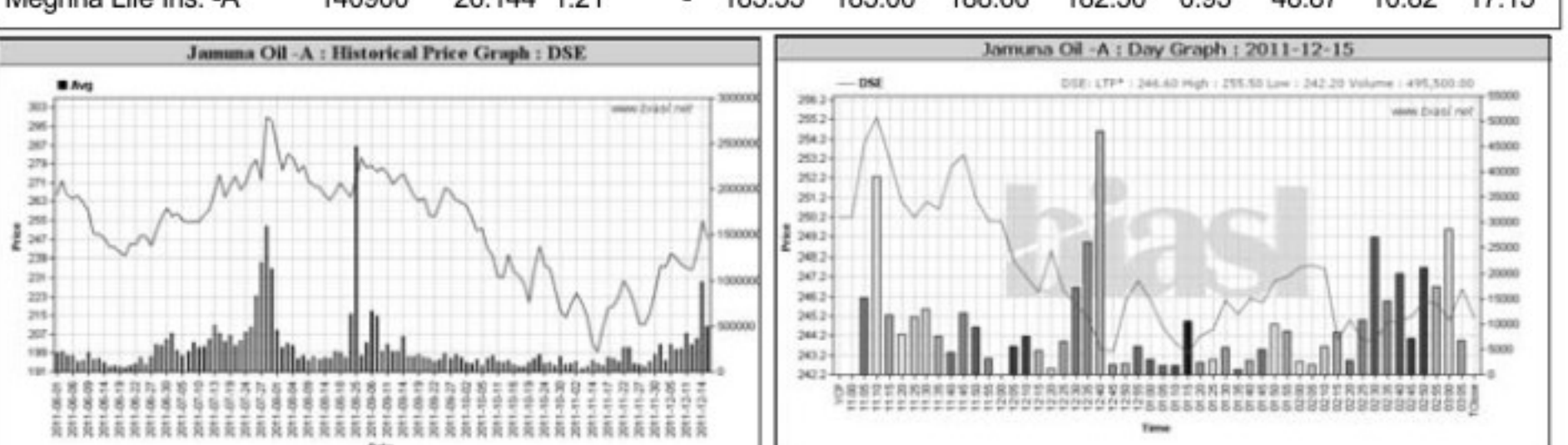
Chittagong Stock Exchange

Company	Price Chn. (%)		Price Scale				Turnover	BookV	M.Tk	Per S	EPS	PE
	Close	Avg.	Avg.	Close	DayHi	DayLo						
Usmania Glass -A	10.00	7.88	112.20	114.40	114.40	110.00	2049.0	104.0	0.011	28.89	0.14	801.43
Standard Insurance-A	9.86	9.94	45.70	45.70	45.70	45.70	42.0	42.0	0.103	12.97	1.86	24.57
FAS Fin. & Inv. Ltd-A	6.21	6.28	44.50	44.50	44.50	44.50	965.0	38.1	0.016	18.63	1.73	25.72
1st Janata Bank MF-A	5.56	4.61	7.49	7.60	7.70	7.20	13.4	6.8	1.311	10.29	0.91	8.23
Shinepukur Ceramics-A	3.99	1.34	41.62	41.70	42.90	40.80	118.8	5.0	3.915	24.58	2.28	18.25
Chittagong Veg.-A	3.50	3.25	283.72	283.80	287.00	280.00	225.6	225.6	0.411	12.75	3.6	78.81
Tallu Spinning-A	3.49	1.15	79.23	80.00	80.00	76.50	71.9	71.9	0.642	11.04	0.32	247.59
Monno Ceramic -A	3.35	1.03	55.93	55.60	56.00	55.60	1289.0	48.6	0.067	18.47	1.49	37.54
Rupali Life Insur.-A	2.98	2.98	145.27	145.30	148.00	145.00	152.0	152.0	0.160	31.25	3.75	38.74
Mithun Knitting -A	2.84	0.40	86.94	87.00	87.00	86.90	99.9	99.9	0.043	17.45	3.93	22.12



Turnover Leaders

Company	Vol. Share	Value (M.Tk.)	% of Total	Big Lot	Price Scale			C.Pts	BookV	M.Tk	Per S	EPS	PE
					Avg. Close	DayHi	DayLo						
Jamuna Oil -A	495620	122,557.56	-	247.28	245.10	255.50	242.20	-2.04	55.25	18.78	13.17	-	
AI Arafah Islami B-A	2734061	99,700.46	-	36.47	36.70	37.00	35.70	3.67	13.03	3.21	11.36	-	
Mercantile Bank -A	3020130	98,724.46	-	32.69	32.70	33.30	32.00	3.81	16.96	3.36	9.73	-	
UNITED AIR-A	2913775	68,476.316	-	23.50	23.40	24.00	23.20	1.30	12.64	0.71	33.10	-	
Eastern Bank -A	783960	53,747.248	-	68.56	68.60	69.30	67.70	1.63	26.74	5.54	12.38	-	
BEXIMCO Ltd. -A	453296	52,161.241	-	115.07	114.60	117.40	113.90	0.26	49.26	19.28	5.97	-	
Fu-wang Food A	1068800	52,042.240	-	48.78	48.60	49.50	47.90	3.18	14.93	1.92	25.41	-	
Uttara Bank -A	651454	51,207.236	-	78.60	78.40	79.50	77.90	1.03	28.28	5.4	14.56	-	
Fu-wang Ceramic-A	1142000	47,420.219	-	41.52	41.20	42.30	40.90	1.48	14.31	1.07	38.80	-	
City Bank -A	877600	46,739.216	-	53.26	53.00	54.10	52.50	1.73	22.79	4.57	11.65	-	
Aftab Auto.-A	294476	39,973.185	-	135.74	134.40	139.30	134.00	-0.67	56.28	19.61	6.92	-	
Titas Gas TDCLA	536850	38,059.176	-	70.89	70.70	72.00	70.40	0.57	29.98	9.74	7.28	-	
Social Islami. B-A	1451768	36,707.169	-	25.28	25.30	25.50	24.90	1.61	12.32	1.89	13.38	-	
Grameenphone-A	226600	35,626.164	-	157.22	156.70	159.30	156.20	0.58	27.07	7.93	19.83	-	
People's Leasing-A	546875	34,388.159	-	62.88	62.30	64.50	62.10	0.00	17.69	5.41	11.62	-	
Beximco Pharma -A	359982	34,377.159	-	95.50	95.00	97.00	95.00	-0.11	78.53	5.17	18.47	-	
UCBL -A	762292	32,652.151	-	42.83	42.60	43.50	42.50	0.00	10.74	6	7.14	-	
Shinepukur Ceramics-A	750687	31,319.145	-	41.72	42.00	42.40	40.90	4.48	24.21	2.28	18.30	-	
National Bank -A	484782	30,554.141	-	63.03	62.90	63.70	62.70	0.32	22.58	7.98	9.90	-	
Meghna Life Ins. -A	140900	26,144.121	-	185.55	185.00	188.60	182.50	0.93	48.87	10.82	17.15	-	



Chittagong Stock Exchange

Company	Vol. Share	Value (M.Tk.)	% of Total	Big Lot	Price Scale			C.Pts	BookV	M.Tk	Per S	EPS	PE
					Avg. Close	DayHi	DayLo						
BEXIMCO Ltd. -A	493344	56,708.180	18.00	114.95	114.10	116.90	114.00	-0.61	49.26	19.28	5.96	-	
UNITED AIR-A	1038969	24,374.774	5.0000	23.46	23.50	23.70	23.10	1.29	12.64	0.71	33.04	-	
UCBL -A	358973	15,352.487	11.850	42.77	42.70	43.50	42.00	0.00	10.74	6	7.13	-	
Beximco Pharma -A	115570	11,030.350	8.0000	95.44	95.10	97.00	94.50	-0.11	78.53	5.17	18.46	-	
Aftab Auto.-A	81100	11,020.350	3.900	135.89	135.10	138.70	134.40	-0.73	56.28	19.61	6.93	-	
AI Arafah Islami B-A	292707	10,609.337	2.0000	36.25	36.50	37.00	35.00	3.11	13.03	3.21	11.29	-	
One Bank -A	239550	10,267.326	2.0000	42.86	42.80	44.10	42.10	0.00	15.26	5.92	7.24	-	
Grameenphone-A	49800	7,805.248	2.000	156.72	156.90	158.80	156.00	0.84	27.07	7.93	19.76	-	
Southeast Bank-A	261020	7,730.245	8.000	29.61	29.60	30.10	27.50	2.07	19.78	3.77	7.85	-	
Mercantile Bank -A	232710	7,574.240	6.200	32.55	32.70	33.00	31.90	3.81	16.96	3.36	9.69	-	
AB Bank -A	101870	6,919.220	4.700	67.92	67.50	69.00	66.00	-0.59	37.51	10.82	6.28	-	
People's Leasing-A	105125	6,628.210	2.900	63.05	62.70	64.30	58.00	-3.24	17.69	5.41	11.65	-	
Maksons Spinning-A	204125	6,387.203	1.0000	31.29	31.30	32.30	29.50	0.64	20.78	4.06	7.71	-	
BSC-A	10355	6,047.192	2.30	583.98	583.80	594.00	578.00	0.48	27.89	18.16	32.16	-	
Social Islami. B-A	226420	5,699.181	9.750	25.17	25.30	25.70	25.00	1.20	12.32	1.89	13.32	-	
Pubali Bank -A	109622	5,351.170	4.175	48.82	48.60	50.00	48.00	1.89	21.07	4.82	10.13	-	
National Bank -A	83490	5,245.166	3.100	62.82	62.80	63.20	62.20	0.32	22.21	7.98	7.87	-	
LafargeS Cement-Z	176500	4,728.150	7.500	26.79	26.80	27.00	26.40	1.13	8.64	-0.45	-59.53	-	
Eastern Bank -A	67660	4,644.147	3.400	68.64	68.60	70.00	65.80	2.08					