

Class: VI - VIII

## Making Decisions and Solving Problems

Materials Designed by BRAC University Centre for Languages (CfL)

**Dear learners, in our daily lives, we face many problems and we need to solve them.**



When you face a problem, you need to think and solve it. There are three steps to solve a problem.

### Step 1: Identify and understand the problem to find the best solution.

Shanta has a problem. She is at school. She left her homework at a neighbour's house. What will Shanta do now?

### Step 2: Once the problem is understood, find a number of solutions.

Compare all the solutions to find out the advantages and disadvantages of each of the solutions.

**Solution 1:** Shanta could go to her neighbour's house to get the homework, but she does not have time to go to her neighbour's house. She will then miss her class.

**Solution 2:** Shanta could call her father and ask him to go to the neighbour's house. However, her father is busy at work.

**Solution 3:** Shanta could tell her teacher what happened and ask to do the homework again at lunch break. If she does so, she can submit her homework and attend the class as well.

### Step 3: To make the best decision select the solutions which has more advantages.

■ Name a problem that your school needs to solve.

■ Write within 50 words how would you solve that problem.

### B. Picture Writing


Re-arrange the pictures in each group, and write sentences in the blank spaces using time order words (**First, Then, and Finally**) and the following verbs and phrases:

**throw, pull, walk, pass through, use, bring, stuck, cross, request, see, pick up, want, help**



#### Group 1



#### Group 2



#### Group 3



#### Learning Objectives:


sentence construction, use of verbs and modals, use of time order words and critical thinking

#### Adapted from:

We Live Together. Macmillan/Mcgraw-Hill

### C. Make your own decision

Read the situations below and complete the dialogues.



### D. Matching

Boxes below contain group of words. Select boxes that make sense together and put similar colour on those two boxes. We have done one for you.

See a banana skin	Check dictionary	Need to cross the road	Medicine without prescription
See two friends fighting	Throw it into the bin	Wait for the "Red" signal	Help mother
In the household work	Do not have	Made spelling mistakes	Try to stop them

### E. Getting Organized

You all have a lot of work to do at home and at school, such as, studying, helping family members, playing games etc. Don't you want to do them on time? Here is a calendar for you to follow for the next 15 days. You just decide and put down your things to do in the right date. See how this helps you!

September - October 2011						
Sunday	Monday	Tuesday	Wednesday	Thursday	Friday	Saturday
25	26	27	28	29	30	01
02	03	04	05	06	07	08
09						



## NO MOBILE PHONE WHILE DRIVING

Road accidents occur frequently when distracted. Talking over cell phone or texting while driving causes distraction and thus invites accident.

**Never use mobile phone while driving.**



আপনার সচেতনতাই আপনার শক্তি, জ্বলে উঠুন আপন শক্তিতে