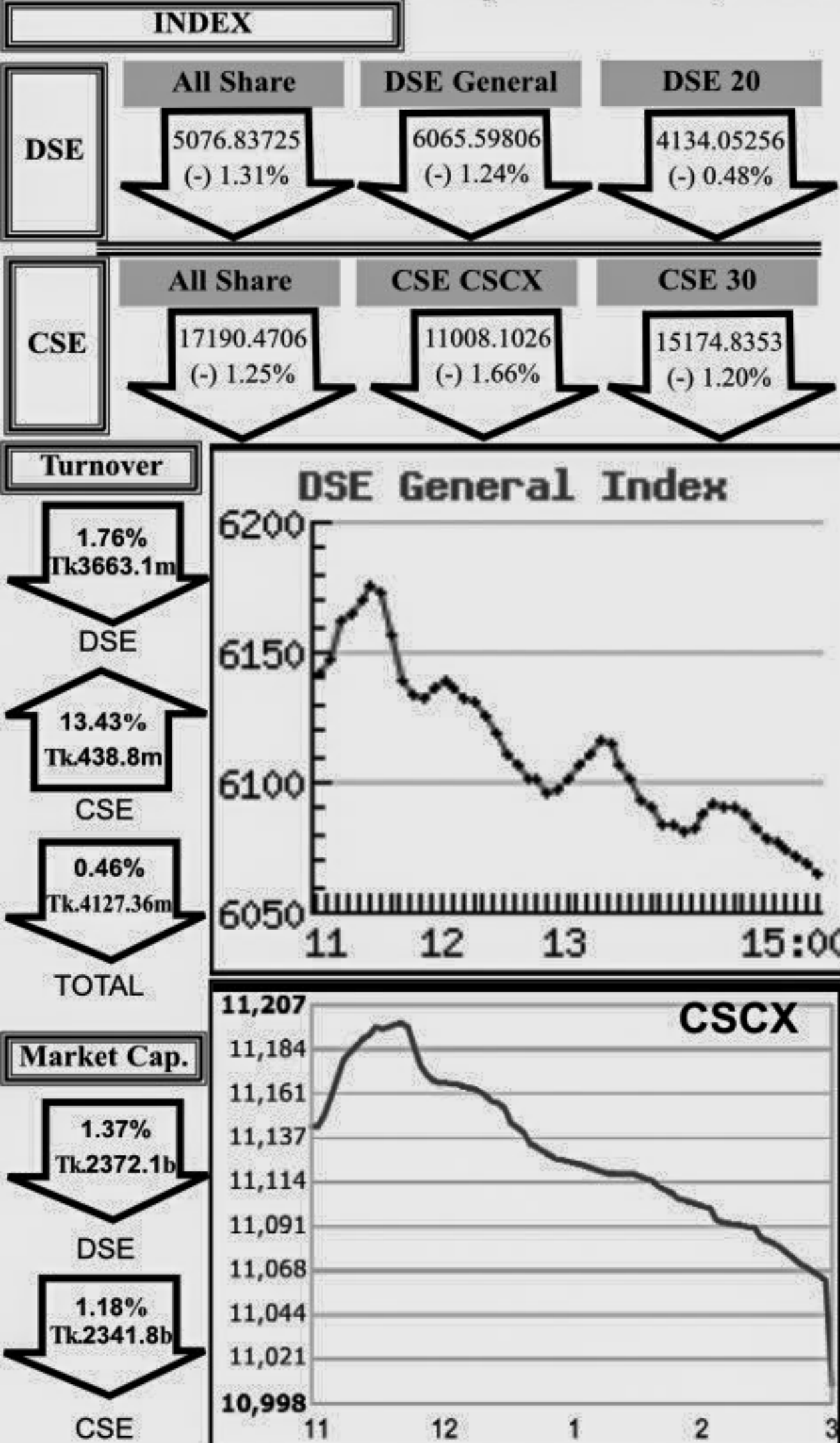


### Capital Market Highlights: September 06, 2011

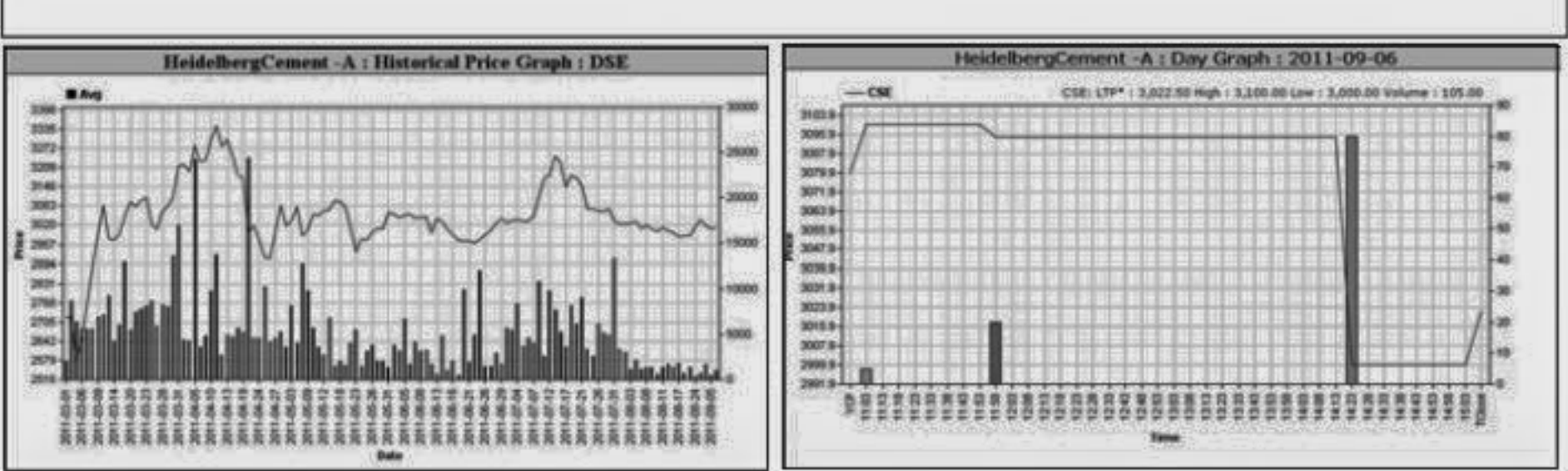


### Capital Gainers

Dhaka Stock Exchange													
Company	Price Chn. (%)		Price Scale				Turnover			BookV			
	Close	Avg.	Avg.	Close	DayHi	DayLo	Yr Hi	YrLo	M.Tk	Per S	EPS	PE	
EBL NRB M.F.-A	6.02	6.75	8.86	8.80	9.00	8.70	10.6	8.3	0.031	0	0	-	
Reliance Insur -A	2.60	2.91	1,160.00	1,163.50	1,199.00	1,128.00	2097.0	970.0	0.116	284.92	53	21.89	
Renata Ltd. -A	2.36	2.97	12,519.85	12,570.00	12,580.00	12,320.00	15000.0	10120.0	6.231	267.193	76.53	33.22	
S.B. 1st M. F.-A	2.33	1.97	8.80	8.80	8.80	8.70	10.7	8.0	0.884	0	0	-	
Islami Bank BD - A	1.19	0.30	550.86	553.25	555.75	547.00	879.0	443.0	123.153	234.76	44.6	12.35	
Modern Dyeing -Z	0.85	4.49	457.14	445.00	475.00	440.00	635.0	292.0	0.016	103.83	4.03	113.43	
8th ICB M.F.-A	0.62	0.78	686.67	686.00	697.50	680.25	990.0	620.0	0.103	295.43	123.26	5.57	
Anlima Yam -A	0.51	1.62	443.62	441.25	449.00	439.00	571.0	198.0	11.889	107.7	0.48	924.21	
HeidelbergCement -A	0.42	0.18	3,012.94	3,019.00	3,039.00	3,010.00	4289.0	2515.0	3.028	799	176.75	17.05	

### Capital Losers

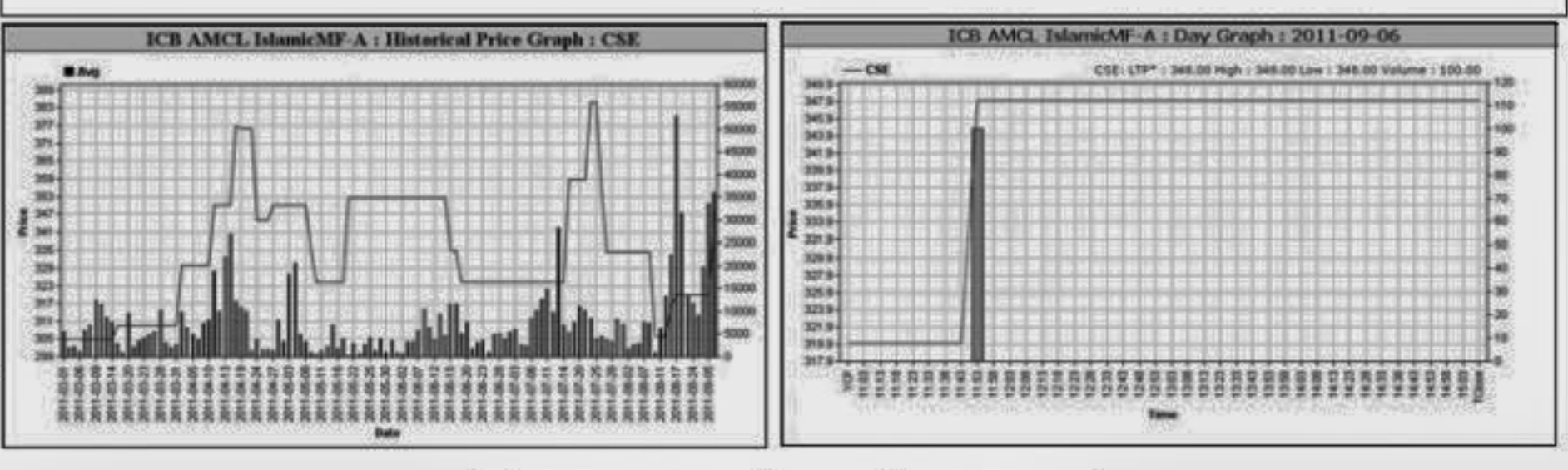
Dhaka Stock Exchange													
Company	Price Chn. (%)		Price Scale				Turnover			BookV			
	Close	Avg.	Avg.	Close	DayHi	DayLo	Yr Hi	YrLo	M.Tk	Per S	EPS	PE	
Northern Jute -Z	-6.48	-7.54	27.22	27.40	29.10	26.50	50.4	26.5	0.049	16.4	-5.72	-4.76	
Legacy Footwear -Z	-5.64	-4.38	42.37	41.80	44.00	41.50	68.5	24.9	1.731	19.45	1.04	40.74	
Samoria Hospital -A	-5.09	-5.06	1095.00	1094.50	1100.00	1091.00	1950.0	1020.0	0.219	168.8	27.77	39.43	
Purabi G Insu-A	-4.86	-4.24	1321.10	1316.75	1338.00	1303.00	2835.0	1124.3	0.720	203.4	78.7	16.79	
LafargeS Cement-Z	-4.83	-3.77	651.10	640.25	678.00	639.25	827.0	321.0	292.248	72.83	-9.02	-72.18	
BSC-A	-4.65	-4.49	2014.29	2012.75	2022.00	2006.25	3802.0	2006.3	0.423	1014.3	66.71	30.19	
M.I. Cement-N	-4.56	-4.02	176.71	173.80	184.00	172.50	218.0	128.5	115.003	16.36	3.32	53.23	
Rahim Textile -A	-4.26	-4.50	2276.92	2282.25	2291.00	2271.00	3598.0	1320.0	0.148	769.62	11.5	197.99	
Progressive Life-A	-4.08	-4.07	2120.00	2120.25	2172.00	2100.00	3939.0	2032.0	1.484	260.53	17.48	121.28	
Khulna Power-A	-4.06	-2.43	67.59	66.20	70.40	65.50	148.0	54.2	21.658	12.57	2.25	30.04	



### Chittagong Stock Exchange

Chittagong Stock Exchange													
Company	Price Chn. (%)		Price Scale				Turnover			BookV			
	Close	Avg.	Avg.	Close	DayHi	DayLo	Yr Hi	YrLo	M.Tk	Per S	EPS	PE	
ICB AMCL IslamicMF-A	8.75	8.75	348.00	348.00	348.00	348.00	530.0	280.0	0.035	168.65	41.74	8.34	
Samata Leather-Z	8.04	6.43	214.75	215.00	215.00	215.00	350.0	121.5	0.011	52.4	-2.51	-85.56	
Republic Insu.-A	3.83	4.01	731.75	732.00	749.00	680.00	1135.0	435.0	0.146	120.81	15.41	47.49	
Phoenix Finance-A	3.70	3.68	980.00	980.00	980.00	980.00	2590.0	701.0	0.015	226.76	33.78	29.01	
Hakkani P& Paper-B	2.13	1.78	47.37	48.00	49.00	46.00	90.0	34.5	0.213	12.38	0.52	91.10	
Anlima Yam -A	1.38	1.86	442.88	441.00	455.00	436.00	577.8	200.0	0.886	107.7	0.48	922.67	
Fareast Islami Life -A	0.60	0.21	316.19	317.90	320.00	315.00	470.0	229.2	0.348	60.79	9.21	34.33	
SonarBangla Insu. -A	0.20	0.18	492.33	492.00	493.00	492.00	1154.0	355.0	0.074	118.41	14.82	33.22	

Chittagong Stock Exchange													
Company	Price Chn. (%)		Price Scale				Turnover			BookV			
	Close	Avg.	Avg.	Close	DayHi	DayLo	Yr Hi	YrLo	M.Tk	Per S	EPS	PE	
Bata Shoe Ltd. -A	-16.62	-16.68	566.55	567.00	568.00	565.00	844.9	431.0	0.113	86.07	39.66	14.29	
MBL 1st M. F.-A	-11.11	-9.68	8.40	8.00	8.00	8.00	11.0	7.7	0.008	0	0	-	
Prime Islami Life -A	-7.69	-7.69	264.00	264.00	265.00	263.00	3,792.0	225.0	0.106	27.1	5.51	47.91	
Barger Paints-A	-5.77	-5.70	670.00	670.00	670.00	670.00	1,090.0	525.0	0.034	54.64	30.39	22.05	
ISN Ltd. -A	-5.71	-2.54	33.42	33.00	34.00	33.00	58.0	12.0	0.236	17.71	1.05	31.83	
DBH 1st MF-A	-5.45	-2.25	10.45	10.40	10.60	10.30	17.0	10.3	1.166	11.94	1.9	5.50	
Alltex Industries-Z	-4.94	-3.27	235.14	231.00	247.00	227.00	361.5	112.3	1.564	100.76	-1.75	-13.25	
Dacca Dyeing-A	-4.76	-5.08	61.07	60.00	64.00	60.00	104.8	43.0	1.679	12.88	13.4	45.57	
Sonargon Tex -A	-4.64	-3.39	479.77	473.00	488.00	471.00	1,751.0	450.0	0.648	650.17	12.86	37.31	
Midax Financing-A	-4.62	-3.32	1,131.10	1,116.00	1,141.00	1,116.00	2,389.0	830.0	0.566	90.48	12.89	87.75	



### Turnover Leaders

Dhaka Stock Exchange													
Company	Vol.	Value	% of Total	Price Scale				C. Pts	BookV				
				Avg. Close	DayHi	DayLo	Chn%						
LafargeS Cement-Z	448850	292,248.798	7.98	651.10	640.25	678.00	639.25	-4.83	72.83	-9.02	-72.18		
Titas Gas TDCLA	229240	193,309.528	5.28	843.26	832.75	854.75	831.50	-1.97	200.15	60.88	13.85		
Jamuna Oil -A	670730	186,535.509	5.09	278.11	274.50	283.80	272.00	-0.90	36.47	10.44	26.64		
BEXIMCO Ltd. -A	808755	125,725.343	3.36	155.45	153.50	159.30	152.80	-2.35	49.26	19.28	8.06		
Islami Bank BD - A	223566	123,153.336	3.36	550.86	553.25	555.75	547.00	1.19	234.76	44.6	12.35		
M.I. Cement-N	650800	115,003.314	3.14	176.71	173.80	184.00	172.50	-4.56	16.36	3.32	53.23		
Square Pharma -A	34052	93,545.255	2.55	2747.12	2733.25	2759.00	2730.00	-0.46	499.53	95.61	28.73		
UNITED AIR-B	2835561	86,307.236	2.36	30.44	30.00	31.50	29.80	-3.23	10.49	1.35	22.63		
CMC Kamal Tex. -A	1453491	78,518.214	2.14	54.02	53.00	56.50	52.90	-3.64	34.91	1.92	28.14		
National Bank -A	1049329	73,619.201	2.01	70.16	69.40	71.50	69.00	-1.84	22.21	7.98	8.79		
BSRM Steels-A	55041	73,573.201	2.01	1336.69	1336.00	1346.75	1330.00	-0.41	65.59	48.22	27.72		
City Bank -A	117737	71,325.195	1.95	605.80	602.75	612.50	601.00	-0.45	227.87	45.65	13.27		
UCBL -A	1256614	63,963.175	1.75	50.90	50.50	51.70	50.40	-1.17	10.74	6	8.48		
Grameenphone-A	355400	61,538.168	1.68	173.15	171.80	177.90	171.20	-1.88	27.07	7.93	21.83		
Keya Cosmetics-A	600776	60,323.165	1.65	100.53	99.20	103.90	99.00	-3.50	25.04	4.39	22.90		
Fu-Wang Food A	886340	55,270.151	1.51	62.36	61.50	64.70	61.30	-3.15	10.89	0.6	103.93		
Malek Spinning-A	828500	52,202.143	1.43	63.01	62.10	64.70	62.00	-2.66	35.64	1.51	41.73		
MJL BD Ltd.-N	363400	50,087.137	1.37	137.83	136.00	142.00	135.80	-2.79	18.84	3.15	43.76		
R. N. Spinning-A	543485	49,911.136	1.36	91.84	91.00	94.00	90.70	-2.47	12.38	3.8	23.67		
One Bank -A	88437	48,804.133	1.33	551.85	547.25	558.50	545.00	-1.31	152.55	59.19	9.32		

### Market Cap. Leader

Dhaka Stock Exchange													
Company	Market Cap.	% of Total	Average			Price Scale			BookV				
			Price	Chn.	P Day	D Hi	D Lo	D Clo.	Chn%	Per S	EPS	PE	
Grameenphone-A	233,804	9.86	173.15	-1.91	176.53	177.9	171.2	171.8	-1.88	27.07	7.93	21.83	
ICB -A	94,742	3.99	3,789.66	-0.84	3821.81	3774	3774	3774	-1.08	230	68.18	55.58	
Titas Gas TDCLA	79,445	3.35	843.26	0.04	842.89	854.75	831.5	832.75	-1.97	200.15	60.88	13.85	
Square Pharma -A	72,753	3.07	2,747.12	0.22	2741.22	2759	2730	2733.25	-0.46	499.53	95.61	28.73	
National Bank -A	60,363	2.54	70.16	-1.31	71.09	71.5	69	69.4	-1.84	22.21	7.98	8.79	
BEXIMCO Ltd. -A	55,263	2.33	155.45	-2.12	158.81	159.3	152.8	153.5	-2.35	49.26	19.28	8.06	
Islami Bank BD - A	55,128	2.32	550.86	0.30	549.22	555.75	547	553.25	-1.19	234.76	44.6	12.35	
BSRM Steels-A	43,509	1.83	1,336.69	-0.09	1337.87	1346.75	1330	1336	-0.41	65.59	48.22	27.72	
LafargeS Cement-Z	37,809	1.59	651.10	-3.77	676.63	678	639.25	640.25	-4.83	72.83	-9.02	-72.18	
UCBL -A	37,029	1.56	50.90	-1.18	51.51	51.7	50.4	50.5	-1.17				