TRADED ISSUES July 25, 2011

Company -Catagory Mark Face Value/Market Lot | EPS | PE | BV | Latest Dividend :- YearEnd
DSE/CSE: Closing ⇓⇑ Change % LastDay | Average |Change ⇓⇑ %| High | Low # Trade Volume (Share)

BANK

AB Bank - A 100/5 E:108.23 P:8.09 BV:375.10 | 10%, 15%B :-1210
D: 876.0⇓0.85% 883.5 | 881.01⇓0.48% 894.8 | 874.0 # 10261 #
C: 877.0⇓0.34% 880.0 | 881.62⇓0.26% 889.0 | 875.0 # 23766 #
City Bank - A 100/5 E:45.65 P:13.75 BV:227.87 | 30%B :-1210
D: 627.5⇓2.03% 640.5 | 631.75⇓1.70% 648.0 | 625.3 # 386909 #
C: 628.0⇓1.72% 639.0 | 630.53⇓1.97% 644.0 | 625.3 # 23250 #
IFIC Bank - A 100/5 E:60.11 P:15.30 BV:208.26 | 27%B :-1210
D: 919.8⇓2.31% 941.5 | 931.91⇓1.16% 948.5 | 906.0 # 82263 #
C: 919.0⇓2.34% 941.0 | 927.45⇓1.69% 940.0 | 915.0 # 3097 #
Islami Bank - A 100/10 E:44.60 P:12.53 BV:234.76 | 35%B :-1210
D: 559.0⇓0.75% 563.3 | 561.37⇓0.68% 569.0 | 558.3 # 213681 #
C: 557.0⇓0.71% 561.0 | 559.12⇓0.71% 565.0 | 555.0 # 13440 #
National Bank - A 10/100 E:7.98 P:8.97 BV:22.21 | 95%B :-1210
D: 71.60⇑1.27% 70.70 | 71.23⇑0.69% | 71.90 | 70.50 # 4875540 #
C: 72.00⇑1.41% 71.00 | 71.13⇑0.58% | 72.00 | 70.00 # 320429 #

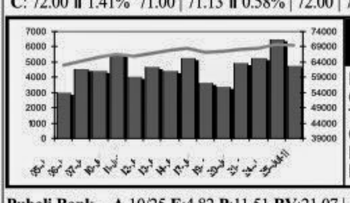

Pubali Bank - A 10/25 E:4.82 P:11.51 BV:21.07 | 5%, 35%B :-1210
D: 55.50⇓0.89% 56.00 | 55.84⇓0.62% | 56.50 | 55.40 # 1584765 #
C: 56.00⇑0.00% 56.00 | 55.88⇓0.57% | 57.00 | 56.00 # 173086 #
Rupali Bank - A 100/10 E:43.65 P:37.62 BV:1029.20 | 10%B :-1210
D: 1642⇑0.06% 1641 | 1644⇓1.35% | 1660 | 1640 # 10765 #
C: 1655⇑0.29% 1650 | 1655⇑0.11% | 1670 | 1642 # 270 #
UCBL - A 10/50 E:6.00 P:9.87 BV:10.74 | 25%B :-1210
D: 59.20⇓1.00% 59.80 | 59.74⇓0.86% | 60.50 | 59.00 # 5240236 #
C: 59.00⇓1.67% 60.00 | 59.71⇓0.98% | 61.00 | 59.00 # 920981 #
Uttara Bank - A 10/25 E:5.40 P:16.22 BV:28.28 | 20%, 20%B :-1210
D: 87.60⇓0.45% 88.00 | 87.99⇓0.79% | 89.40 | 87.10 # 786787 #
C: 88.00⇑0.00% 88.00 | 88.01⇓0.87% | 89.00 | 88.00 # 81427 #
ICB Is. Bank-Z 10/500 E:-2.04 P:-6.86 BV:-8.73 | No Div. :-1210
D: 14.00⇓0.71% 14.10 | 14.09⇓0.56% | 14.30 | 14.00 # 916000 #
Eastern Bank - A 10/200 E:5.54 P:12.58 BV:26.74 | 55%B :-1210
D: 69.70⇓1.27% 70.60 | 70.76⇑1.09% | 72.00 | 68.80 # 2755394 #
C: 70.00⇑0.00% 70.00 | 70.63⇑1.17% | 72.00 | 69.00 # 175040 #
Al Arafa Islami B-A 10/250 E:3.21 P:12.80 BV:13.03 | 26%B :-1210
D: 41.10⇓1.91% 41.90 | 41.40⇓1.85% | 42.90 | 41.00 # 2482749 #
C: 41.00⇓2.38% 42.00 | 41.30⇓1.46% | 43.00 | 41.00 # 290595 #
Prime Bank-A 10/250 E:5.69 P:8.91 BV:29.03 | 35%B, 5% :-1210
D: 50.70⇓1.17% 51.30 | 50.90⇓0.84% | 51.60 | 50.70 # 2261929 #
C: 51.00⇑0.00% 51.00 | 50.80⇓0.99% | 51.00 | 51.00 # 93083 #
Southeast Bank-A 100/50 E:37.67 P:9.40 BV:197.82 | 20%B,10% :-1210
D: 354.0⇓0.56% 356.0 | 355.55⇑0.69% | 359.0 | 352.0 # 613921 #
C: 354.0⇑0.00% 354.0 | 356.38⇑1.14% | 361.0 | 353.0 # 91546 #
Dhaka Bank -A 10/100 E:4.67 P:10.43 BV:18.33 | 35%B :-1210
D: 48.70⇓1.22% 49.30 | 48.94⇓0.57% | 50.00 | 48.60 # 1244861 #
C: 49.00⇑0.00% 49.00 | 48.95⇓0.14% | 50.00 | 49.00 # 102392 #
N C C Bank -A 10/250 E:4.04 P:9.50 BV:15.75 | 32%B :-1210
D: 38.40⇓1.29% 38.90 | 38.56⇓1.25% | 39.50 | 38.10 # 3037522 #
C: 39.00⇑0.00% 39.00 | 38.67⇓1.30% | 40.00 | 38.00 # 701494 #
Social Invest. B-A 10/250 E:1.89 P:16.03 BV:12.32 | 14%B :-1210
D: 30.30⇓1.30% 30.70 | 30.48⇓1.52% | 31.00 | 30.30 # 9245993 #
C: 30.00⇓3.23% 31.00 | 30.45⇓1.65% | 31.00 | 30.00 # 1097932 #
Dutch Ban. Bnk- A 100/50 E:100.12 P:17.00 BV:350.05 | 30% :-1210
D: 1702⇑0.18% 1699 | 1710⇓0.99% | 1745 | 1686 # 13178 #
C: 1690⇓0.56% 1699 | 1697⇓0.09% | 1710 | 1675 # 1300 #
MutualTrust Bank-A 100/50 E:38.86 P:11.41 BV:172.16 | 20%B :-1210
D: 443.5⇓4.21% 463.0 | 452.26⇓3.30% | 468.0 | 440.3 # 190251 #
C: 447.0⇓3.46% 463.0 | 453.60⇓3.18% | 465.0 | 445.0 # 19190 #
Standard Bank -A 100/50 E:33.71 P:10.83 BV:138.50 | 28%B :-1210
D: 365.0⇓1.28% 369.8 | 368.04⇓0.35% | 378.0 | 362.0 # 323130 #
C: 366.0⇓1.35% 371.0 | 369.11⇓0.17% | 380.0 | 365.0 # 48298 #
One Bank -A 100/50 E:59.19 P:10.07 BV:152.55 | 55%B :-1210
D: 596.0⇓2.34% 610.3 | 603.92⇓0.56% | 618.8 | 594.5 # 559743 #
C: 600.0⇓1.80% 611.0 | 605.91⇓0.31% | 616.0 | 595.0 # 41337 #
Bank Asia -A 100/50 E:45.90 P:11.99 BV:167.94 | 40%B :-1210
D: 550.5⇑1.66% 541.5 | 552.94⇑5.84% | 558.5 | 542.0 # 421271 #
C: 553.0⇑1.65% 544.0 | 553.37⇑1.06% | 562.0 | 540.0 # 15510 #
Mercantile Bank -A 100/50 E:33.64 P:10.51 BV:169.61 | 22%B :-1210
D: 353.5⇓1.39% 358.5 | 355.72⇓0.40% | 363.5 | 352.0 # 398628 #
C: 353.0⇓1.40% 358.0 | 356.20⇓0.34% | 370.0 | 320.0 # 51547 #
EXIM Bank-A 10/100 E:3.95 P:9.39 BV:13.50 | 35%B :-1210
D: 37.10⇓1.85% 37.80 | 37.34⇓0.19% | 38.40 | 37.00 # 3853589 #
C: 37.00⇓2.63% 38.00 | 37.48⇑0.56% | 39.00 | 37.00 # 859923 #
Jamuna Bank -A 10/250 E:2.94 P:13.84 BV:23.56 | 22%B :-1210
D: 40.70⇓2.63% 41.80 | 41.24⇓2.39% | 42.00 | 40.50 # 3651420 #
C: 41.00⇓2.38% 42.00 | 41.29⇓2.32% | 42.00 | 41.00 # 266556 #
Brac Bank -A 100/50 E:56.81 P:9.27 BV:291.14 | 10%,20%B :-1210
D: 526.8⇓0.57% 529.8 | 531.47⇓0.22% | 537.0 | 525.3 # 112377 #
C: 526.0⇓0.57% 529.0 | 530.72⇓0.55% | 537.0 | 525.0 # 15570 #
Shahjalal Islami -A 10/50 E:4.65 P:9.20 BV:15.15 | 30%B :-1210
D: 42.80⇓2.51% 43.90 | 43.01⇓1.01% | 44.70 | 42.50 # 3302506 #
C: 43.00⇓2.27% 44.00 | 43.07⇓0.25% | 44.50 | 40.00 # 434331 #
Premier Bank -N 10/250 E:4.64 P:9.14 BV:15.65 | 31%B :-1210
D: 42.40⇓3.20% 43.80 | 42.89⇓1.65% | 44.10 | 42.10 # 4482835 #
C: 42.00⇓2.33% 43.00 | 42.70⇓1.36% | 44.00 | 42.00 # 622855 #
Trust Bank-A 100/50 E:47.90 P:10.77 BV:188.84 | 20%B :-1210
D: 516.0⇓1.71% 525.0 | 519.28⇓2.28% | 530.0 | 515.0 # 147715 #
C: 518.0⇓2.08% 529.0 | 524.22⇓2.18% | 539.0 | 516.0 # 15645 #
First Secu. Bk-A 10/100 E:2.08 P:16.11 BV:11.44 | 12%B :-1210
D: 33.50⇓2.33% 34.30 | 34.08⇓1.33% | 34.90 | 33.40 # 2436605 #
C: 34.00⇑0.00% 34.00 | 34.08⇓1.25% | 35.00 | 34.00 # 252600 #

NON BANKING F I

IDLC Fin. -A 100/20 E:134.05 P:16.14 BV:351.53 | 35%,65%B :-1210
D: 2164⇓2.63% 2222 | 2184⇓2.25% | 2250 | 2138 # 39404 #
C: 2188⇓1.85% 2229 | 2208⇓1.37% | 2264 | 2181 # 2573 #
United Leasing - A 100/20 E:40.94 P:21.60 BV:171.14 | 7.5%,75%B :-1210
D: 884.5⇓1.34% 896.5 | 893.31⇓1.36% | 911.8 | 881.0 # 49301 #
Uttara Finance -A 10/50 E:16.02 P:11.71 BV:62.68 | 40%B :-1210
D: 187.6⇓0.21% 188.0 | 189.14⇓0.11% | 192.0 | 186.8 # 188156 #
C: 190.0⇓0.52% 191.0 | 191.31⇓0.54% | 195.0 | 188.0 # 18434 #
Midas Financing-A 100/50 E:12.89 P:99.59 BV:90.48 | 35%B :-610
D: 1284⇑1.99% 1259 | 1293⇑4.19% | 1330 | 1278 # 22000 #
C: 1265⇑2.76% 1231 | 1301⇑5.88% | 1308 | 1265 # 750 #
First LeaseA 100/50 E:27.56 P:43.93 BV:157.60 | 25%B :-1210
D: 1211⇓1.08% 1224 | 1232⇑0.02% | 1275 | 1190 # 116747 #
C: 1216⇓0.88% 1227 | 1235⇓0.07% | 1300 | 1200 # 6655 #
People`sLeas.-A 10/100 E:5.41 P:24.79 BV:17.69 | 75%B :-1210
D: 134.1⇑5.84% 126.7 | 132.42⇑4.62% | 135.5 | 127.1 # 4733483 #
C: 134.0⇑6.35% 126.0 | 132.16⇑4.41% | 135.0 | 127.0 # 775870 #
Prime Finance-A 10/50 E:10.63 P:15.25 BV:21.47 | 80%B :-1210
D: 162.1⇑0.19% 161.8 | 163.07⇑0.38% | 165.0 | 161.5 # 427430 #
C: 162.0⇑0.62% 161.0 | 163.16⇑0.48% | 166.0 | 162.0 # 30790 #

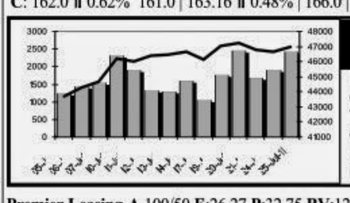

Premier Leasing-A 100/50 E:26.27 P:32.75 BV:124.21 | 20%B :-1210
D: 860.3⇑0.61% 855.0 | 874.08⇑2.01% | 898.0 | 856.0 # 126090 #
C: 865.0⇑1.41% 853.0 | 879.54⇑2.31% | 890.0 | 862.0 # 17790 #
Islamic Finance-A 100/50 E:18.03 P:30.07 BV:134.99 | 16%B :-1210
D: 542.3⇑0.46% 539.8 | 550.88⇑1.32% | 568.0 | 538.0 # 88413 #
C: 543.0⇑0.74% 539.0 | 550.39⇑1.29% | 568.0 | 541.0 # 10116 #
LankaBangla Fin. -A 10/500 E:4.21 P:50.78 BV:21.50 | 55%B :-1210
D: 213.8⇓0.56% 215.0 | 215.24⇓0.51% | 219.5 | 213.0 # 502554 #
C: 215.0⇑0.00% 215.0 | 215.72⇓0.26% | 218.7 | 214.2 # 30725 #
B I F C -A 100/50 E:37.26 P:18.58 BV:137.21 | 25%B :-1210
D: 692.3⇑0.47% 689.0 | 704.68⇑0.71% | 730.0 | 687.0 # 49211 #
C: 693.0⇑0.29% 691.0 | 702.11⇑0.16% | 720.0 | 690.0 # 2050 #
I P D C -A 100/50 E:14.01 P:31.23 BV:208.63 | 10%B :-1210
D: 437.5⇑1.80% 429.8 | 436.16⇑0.92% | 444.0 | 431.0 # 39745 #
C: 441.0⇑1.38% 435.0 | 436.42⇓0.33% | 442.0 | 433.0 # 5005 #
Union Capital -A 10/500 E:5.98 P:17.17 BV:18.17 | 75%B :-1210
D: 102.7⇓1.91% 104.7 | 103.53⇓2.14% | 105.0 | 101.8 # 1370475 #
C: 104.0⇓0.95% 105.0 | 104.92⇓0.90% | 107.0 | 104.0 # 441250 #
BD Finance-A 10/100 E:4.58 P:24.91 BV:17.35 | 22%B :-1210
D: 114.1⇑2.06% 111.8 | 115.20⇑3.16% | 118.0 | 113.0 # 494174 #
C: 116.0⇑3.57% 112.0 | 116.33⇑3.39% | 119.0 | 114.0 # 121592 #
Intl. Leasing-A 100/50 E:42.12 P:33.28 BV:155.58 | 60%B :-1210
D: 1402⇓1.98% 1430 | 1422⇓1.61% | 1460 | 1391 # 55670 #
C: 1399⇓2.64% 1437 | 1423⇓2.08% | 1500 | 1388 # 5970 #
Phoenix Fin.-A 100/50 E:33.78 P:31.93 BV:226.76 | 35%B :-1210
D: 1079⇓0.69% 1086 | 1091⇑0.01% | 1139 | 1070 # 95187 #
C: 1082⇑0.58% 1076 | 1096⇑1.21% | 1143 | 1075 # 3552 #
FAS Fin. & Inv. Ltd-A 100/50 E:17.26 P:36.12 BV:186.27 | 15%B :-1210
D: 623.5⇑1.22% 616.0 | 634.67⇑2.08% | 650.0 | 617.0 # 48127 #
C: 627.0⇑1.13% 620.0 | 631.90⇑1.23% | 638.0 | 625.0 # 3900 #
Delta Brac HFCL-N 100/50 E:59.20 P:45.56 BV:238.40 | 10%, 25%B :-610
D: 2697⇑3.38% 2609 | 2692⇑3.08% | 2720 | 2650 # 38892 #
C: 2700⇑3.45% 2610 | 2687⇑2.93% | 2722 | 2630 # 1575 #
National H Fin.-N 100/50 E:31.16 P:46.04 BV:155.71 | 10%,10%B :-1210
D: 1435⇑6.00% 1354 | 1407⇑5.51% | 1438 | 1370 # 59765 #
C: 1395⇑6.16% 1314 | 1388⇑6.46% | 1395 | 1372 # 1645 #
Bay Leasing -A 100/50 E:72.26 P:15.86 BV:256.13 | 10%,50%B :-1210
D: 1146⇑1.10% 1159 | 1150⇑2.75% | 1188 | 1136 # 177974 #
C: 1151⇑1.12% 1164 | 1160⇑1.92% | 1184 | 1142 # 21128 #

INVESTMENT

ICB -A 100/50 E:68.18 P:55.48 BV:230.00 | 15%, 25%B :-610
D: 3783⇓1.25% 3831 | 3780⇓1.58% | 3798 | 3770 # 775 #
3rd ICB M F-A 100/5 E:121.40 P:20.61 BV:415.05 | 140% :-610
D: 2503⇓2.70% 2572 | 2500⇓2.71% | 2572 | 2500 # 140 #
4th ICB M F-A 100/10 E:114.28 P:19.26 BV:586.36 | 125% :-610
D: 2201⇓1.62% 2237 | 2201⇓1.08% | 2201 | 2201 # 30 #
5th ICB M F-A 100/10 E:78.56 P:22.44 BV:508.06 | 100% :-610
D: 1763⇓0.31% 1769 | 1764⇓0.40% | 1764 | 1763 # 420 #
6th ICB M F-A 100/10 E:50.00 P:14.81 BV:196.03 | 75% :-610
D: 740.3⇓1.27% 749.8 | 747.98⇓0.58% | 765.0 | 733.0 # 5440 #
C: 725.0⇓3.33% 750.0 | 725.00⇓3.38% | 725.0 | 725.0 # 10 #
7th ICB M F-A 100/50 E:50.00 P:26.00 BV:271.70 | 70% :-610
D: 1300⇓3.63% 1349 | 1300⇓3.63% | 1300 | 1300 # 300 #
8th ICB M F-A 100/50 E:42.85 P:18.55 BV:215.35 | 65% :-610
D: 795.0⇓2.15% 812.5 | 795.00⇓2.09% | 800.3 | 790.0 # 400 #
1st BSRS M F-A 100/50 E:18.87 P:84.13 BV:139.55 | 15% :-609
D: 1588⇓1.69% 1615 | 1594⇓1.99% | 1637 | 1581 # 3074 #
AIMS First -A 1/2500 E:0.47 P:20.38 BV:3.42 | 72.5% :-610
D: 9.58⇓1.54% 9.73 | 9.71⇓1.32% | 9.90 | 9.50 # 13581500 #
C: 10.00⇑0.00% 10.00 | 9.70⇓1.12% | 10.00 | 10.00 # 2673000 #
ICB AMCL|stMF-A 100/50 E:70.78 P:9.76 BV:627.49 | 50% :-610
D: 691.0⇑2.22% 676.0 | 689.08⇑1.93% | 698.0 | 680.0 # 8700 #
ICB A. IslamicMF-A 100/50 E:49.76 P:7.27 BV:339.40 | 35% :-610
D: 361.8⇓1.83% 368.5 | 364.05⇓3.35% | 368.5 | 356.0 # 3950 #
Grameen M F 1-A 10/500 E:3.45 P:33.97 BV:34.65 | 71% :-609
D: 117.2⇓2.90% 120.7 | 120.08⇓2.92% | 124.4 | 116.4 # 683000 #
C: 119.0⇓3.25% 123.0 | 121.22⇓3.29% | 124.0 | 118.0 # 18000 #
ICB A. 1st NRB -A 100/50 E:49.98 P:9.08 BV:445.75 | 35% :-610
D: 453.8⇑0.50% 451.5 | 455.29⇑0.65% | 460.0 | 442.5 # 7850 #
ICB A. 2nd NRB -A 100/50 E:28.31 P:7.56 BV:211.44 | 22.0% :-610
D: 214.0⇓1.72% 217.8 | 216.10⇓2.45% | 222.8 | 213.5 # 110050 #
C: 214.0⇓1.83% 218.0 | 215.11⇓2.82% | 217.0 | 214.0 # 1750 #
Grameen|Sch 2 -A 10/500 E:1.20 P:24.33 BV:12.70 | 11.50% :-609
D: 29.20⇓4.26% 30.50 | 29.87⇓2.83% | 31.00 | 29.10 # 2296500 #
C: 30.00⇓3.23% 31.00 | 29.96⇓1.93% | 31.00 | 30.00 # 181500 #
Prime Fin. 1st MF-A 10/500 E:2.83 P:8.45 BV:26.31 | 20% :-1210
D: 23.90⇓3.63% 24.80 | 24.20⇓4.04% | 24.80 | 23.70 # 319000 #
C: 24.00⇓4.00% 25.00 | 23.70⇓5.92% | 25.00 | 23.00 # 45500 #
EBL 1st MF-A 10/500 E:0.00 P: BV:10.00 | :-
D: 16.50⇓1.79% 16.80 | 16.76⇓2.10% | 17.30 | 16.50 # 941000 #
C: 17.00⇑0.00% 17.00 | 16.72⇓2.05% | 17.00 | 16.00 # 57500 #
AMCL 2nd MF-A 100/50 E:0.00 P: BV:100.00 | 14% :-610
D: 143.0⇓2.39% 146.5 | 145.30⇓2.39% | 149.0 | 141.5 # 24150 #
C: 146.0⇓2.01% 149.0 | 147.51⇓1.97% | 150.0 | 145.0 # 1800 #
ICB Emp.PMF-A 10/500 E:0.00 P: BV:10.00 | 11.50% :-610
D: 13.50⇓1.46% 13.70 | 13.59⇓2.79% | 13.80 | 13.40 # 308000 #
C: 14.00⇑0.00% 14.00 | 13.60⇓2.72% | 14.00 | 14.00 # 12500 #
Trust Bk 1st MF-A 10/500 E:0.00 P: BV:10.00 | :-
D: 14.80⇓1.99% 15.10 | 15.04⇓2.02% | 15.40 | 14.80 # 2773500 #
C: 15.00⇑0.00% 15.00 | 15.00⇓2.53% | 15.00 | 15.00 # 217500 #
Prime Bk 1st MF-A 10/500 E:0.00 P: BV:10.00 | 10% :-610
D: 11.00⇓0.90% 11.10 | 11.14⇓1.33% | 11.30 | 11.00 # 497000 #
C: 11.00⇑0.00% 11.00 | 11.15⇓0.27% | 11.00 | 11.00 # 35500 #
DBH 1st MF-A 10/500 E:0.00 P: BV:10.00 | 7% :-610
D: 14.20⇓1.39% 14.40 | 14.37⇓2.24% | 14.70 | 14.20 # 2032500 #
C: 14.00⇓6.67% 15.00 | 14.34⇓1.78% | 15.00 | 14.00 # 103500 #
IFIC 1st MF-A 10/500 E:0.00 P: BV:10.00 | :-
D: 13.50⇓2.17% 13.80 | 13.76⇓2.27% | 14.00 | 13.50 # 773500 #
C: 14.00⇑0.00% 14.00 | 13.79⇓1.57% | 14.00 | 13.00 # 27500 #
Phoenix Fin. 1st MF-A 10/500 E:0.00 P: BV:10.00 | :-
D: 13.60⇑7.94% 12.60 | 13.26⇑4.33% | 13.70 | 12.70 # 3181000 #
C: 13.00⇑0.00% 13.00 | 12.61⇓1.18% | 13.00 | 12.00 # 29000 #
ICB AMCL3rd NRB MF-A 10/500 E:0.00 P: BV:10.00 | :-
D: 10.90⇓3.54% 11.30 | 11.06⇓3.83% | 11.40 | 10.90 # 1151000 #
C: 11.00⇑0.00% 11.00 | 11.07⇓4.49% | 11.00 | 11.00 # 114500 #

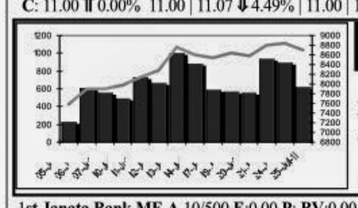

1st Janata Bank MF-A 10/500 E:0.00 P: BV:0.00 | :-
D: 10.00⇑0.00% 10.00 | 10.14⇑0.50% | 10.20 | 9.90 # 1949500 #
C: 10.00⇑0.00% 10.00 | 9.95⇓1.49% | 10.00 | 10.00 # 158000 #
Green Delta M.F.-A 10/500 E:0.00 P: BV:0.00 | :-
D: 9.40⇑0.00% 9.40 | 9.44⇓2.07% | 9.60 | 9.30 # 730000 #
C: 9.00⇑10.00% 10.00 | 9.41⇓2.49% | 10.00 | 9.00 # 75500 #
Popular Life 1st M.F.-A 10/500 E:0.00 P: BV:0.00 | :-
D: 9.00⇓2.17% 9.20 | 9.15⇓2.45% | 9.40 | 9.00 # 1449500 #
C: 9.00⇑0.00% 9.00 | 9.22⇓2.02% | 10.00 | 9.00 # 157000 #
IFIL Islamic M.F.1-A 10/500 E:0.00 P: BV:0.00 | :-
D: 8.80⇓1.12% 8.90 | 8.83⇓3.39% | 9.10 | 8.80 # 428500 #
C: 9.00⇑0.00% 9.00 | 8.81⇓2.54% | 9.00 | 9.00 # 102500 #
PHP 1st M. F.-A 10/500 E:0.00 P: BV:0.00 | :-
D: 8.90⇓2.20% 9.10 | 9.00⇓2.81% | 9.20 | 8.90 # 1622500 #
C: 9.00⇑0.00% 9.00 | 9.10⇓0.98% | 9.30 | 8.90 # 252500 #
AIBL 1st Is. M. F.-A 10/500 E:0.00 P: BV:0.00 | :-
D: 9.00⇓2.17% 9.20 | 9.12⇓2.46% | 9.50 | 9.00 # 292000 #
C: 9.00⇑0.00% 9.00 | 9.21⇓0.86% | 9.00 | 9.00 # 8000 #
MBL 1st M. F.-A 10/500 E:0.00 P: BV:0.00 | :-
D: 9.30⇓2.11% 9.50 | 9.50⇓0.31% | 9.40 | 9.20 # 2000 #
S.B. 1st M. F.-A 10/500 E:0.00 P: BV:0.00 | :-
D: 9.30⇓2.11% 9.50 | 9.37⇓2.40% | 9.80 | 9.20 # 113500 #
C: 9.00⇑10.00% 10.00 | 9.23⇓2.84% | 9.00 | 9.00 # 1500 #
EBL NRB M.F.-A 10/500 E:0.00 P: BV:0.00 | :-
D: 9.80⇓2.00% 10.00 | 9.87⇓1.89% | 10.00 | 9.70 # 15500 #
Reliance1 M.F.-A 10/500 E:0.00 P: BV:0.00 | :-
D: 10.80⇓3.57% 11.20 | 11.04⇓2.04% | 11.30 | 10.80 # 71000 #

ENGINEERING

Aftab Auto.-A 10/50 E:15.08 P:19.18 BV:55.51 | 10%, 30%B :-810
D: 289.2⇑0.17% 288.7 | 292.27⇑2.58% | 296.9 | 286.0 # 1133823 #
C: 290.0⇑0.35% 289.0 | 292.48⇑2.48% | 297.0 | 287.0 # 216801 #
Aziz PipesZ 100/5 E:7.18 P:54.49 BV:-383.45 | No Div. :-1210
D: 391.3⇓0.70% 394.0 | 391.13⇓1.15% | 399.0 | 388.0 # 2480 #
Olympic Ind. -A 100/50 E:54.89 P:40.18 BV:144.42 | 10%, 50%B :-610
D: 2206⇓0.51% 2217 | 2215⇓0.39% | 2238 | 2192 # 30713 #
C: 2220⇓0.27% 2226 | 2218⇓0.18% | 2232 | 2205 # 1400 #
Bangladesh Lamps -A 100/5 E:85.67 P:23.75 BV:1519.82 | 35% :-1210
D: 2035⇑1.47% 2006 | 2044⇑2.20% | 2080 | 2020 # 4830 #
Eastern Cables-B 100/10 E:6.82 P:102.1 BV:382.58 | 10% :-1210
D: 696.0⇓2.08% 710.8 | 705.30⇓1.69% | 720.0 | 685.0 # 1486 #
C: 720.0⇑1.41% 710.0 | 719.92⇑1.48% | 728.0 | 706.0 # 130 #
Monno Jutex -A 100/5 E:7.50 P:294.1 BV:1613.33 | 20%B :-610
D: 2206⇑0.12% 2203 | 2206⇑0.12% | 2250 | 2190 # 170 #
Monno Stafllers -A 100/5 E:39.09 P:56.91 BV:396.50 | 15% :-1210
D: 2225⇓1.58% 2261 | 2227⇓1.51% | 2231 | 2216 # 75 #
Singer BD -A 100/5 E:87.29 P:34.43 BV:799.77 | 600%, 75%B :-1210
D: 3005⇑0.38% 2994 | 3001⇓0.05% | 3050 | 2989 # 8959 #
C: 2997⇓0.27% 3005 | 3000⇓0.15% | 3029 | 2990 # 858 #
Atlas BD-A 10/50 E:16.19 P:22.72 BV:39.28 | 100%, 1B:3 :-610
D: 367.9⇑0.03% 367.8 | 368.22⇓0.28% | 372.4 | 365.0 # 41236 #

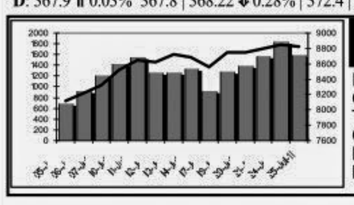

BD. Autocars -B 100/5 E:5.37 P:89.06 BV:57.62 | 5%B :-610
D: 478.3⇑1.27% 472.3 | 478.10⇑1.18% | 483.8 | 470.0 # 3585 #
Quasem Drycells -A 10/500 E:1.74 P:57.24 BV:22.53 | 20%B :-610
D: 99.60⇓1.39% 101.0 | 100.35⇓0.39% | 102.5 | 99.20 # 322300 #
C: 100.0⇓0.99% 101.0 | 100.94⇑0.07% | 102.0 | 99.00 # 23800 #
Renwick Jajneswar-Z 100/5 E:35.57 P:23.31 BV:-273.62 | 10% :-609
D: 829.3⇓1.51% 842.0 | 830.14⇓1.66% | 849.8 | 818.0 # 365 #
National Tubes -A 100/10 E:35.70 P:28.34 BV:297.85 | 25% :-610
D: 1012⇓1.89% 1031 | 1017⇑0.27% | 1032 | 1007 # 2873 #
BD. Thai Alum -A 100/10 E:19.63 P:40.75 BV:424.80 | 25%B :-1210
D: 800.0⇑2.11% 783.5 | 800.44⇑2.51% | 806.8 | 785.0 # 255271 #
C: 803.0⇑2.29% 785.0 | 800.48⇑2.33% | 806.0 | 793.0 # 8995 #
Anwar Galvanizing -Z 100/50 E:0.13 P:2642 BV:75.55 | No Div. :-610
D: 343.5⇑0.81% 340.8 | 343.64⇑0.46% | 348.0 | 341.0 # 1650 #
C: 340.0⇑0.00% 340.0 | 340.00⇑0.02% | 340.0 | 340.0 # 50 #
Kay & Que (BD) -A 100/50 E:4.53 P:84.99 BV:105.22 | 5%B :-1210
D: 385.0⇓0.13% 385.5 | 386.64⇓0.46% | 398.0 | 381.0 # 6810 #
C: 376.0⇓3.59% 390.0 | 378.23⇓0.73% | 380.0 | 376.0 # 750 #
Rangpur Foundry -A 10/500 E:2.23 P:47.49 BV:15.29 | 21% :-1210
D: 105.9⇓1.67% 107.7 | 106.78⇓1.86% | 109.7 | 105.4 # 57500 #
C: 106.0⇓1.85% 108.0 | 105.67⇓2.38% | 107.0 | 105.0 # 1500 #
S. Alam Steel -A 100/50 E:16.30 P:40.89 BV:201.36 | 5%, 10%B :-910
D: 666.5⇓0.86% 672.3 | 673.53⇓0.27% | 680.0 | 662.0 # 184852 #
C: 664.0⇓1.48% 674.0 | 670.41⇓0.67% | 680.0 | 661.0 # 9925 #
Golden Son -A 10/500 E:3.22 P:26.71 BV:26.47 | 5%,10%B :-1210
D: 86.00⇑3.74% 82.90 | 85.72⇑3.15% | 86.90 | 83.90 # 2919350 #
C: 86.00⇑3.61% 83.00 | 85.73⇑3.18% | 87.00 | 83.00 # 241500 #
BSRM Steels-A 100/50 E:48.22 P:30.42 BV:65.59 | 20%B :-1210
D: 1467⇓1.30% 1486 | 1473⇓1.42% | 1499 | 1462 # 124616 #
C: 1469⇓0.86% 1482 | 1476⇓1.24% | 1499 | 1465 # 10770 #
Navana CNG-A 10/100 E:6.68 P:25.63 BV:21.07 | 10%, 20%B :-310
D: 171.2⇓3.82% 178.0 | 173.06⇓3.69% | 179.0 | 169.0 # 567900 #
C: 172.0⇓4.44% 180.0 | 174.58⇓3.30% | 182.0 | 170.0 # 132420 #
Deshbandhu Polymer-N 10/500 E:3.47 P:22.68 BV:13.63 | :-
D: 78.70⇑1.55% 77.50 | 78.53⇑0.56% | 80.00 | 76.50 # 788500 #
C: 78.00⇑0.00% 78.00 | 77.68⇓0.78% | 79.00 | 76.00 # 183500 #
National Polymer -A 100/10 E:24.27 P:34.21 BV:411.86 | 18% :-610
D: 830.3⇓1.42% 842.3 | 834.47⇓0.71% | 848.0 | 828.0 # 7020 #
C: 816.0⇓1.33% 827.0 | 816.00⇓1.33% | 816.0 | 816.0 # 20 #

FOOD & ALLIED

Apex FoodsA 100/5 E:15.01 P:66.39 BV:704.00 | 12% :-610
D: 996.5⇓0.33% 999.8 | 998.38⇓0.51% | 1010 | 991.0 # 4320 #
Bangas -A 100/5 E:14.61 P:116.0 BV:134.45 | 25%B :-610
D: 1695⇓1.01% 1712 | 1701⇓0.25% | 1733 | 1690 # 1139 #
C: 1635⇓4.39% 1710 | 1635⇓4.39% | 1635 | 1635 # 5 #
BATBCL -A 10/50 E:47.98 P:12.53 BV:104.01 | 430% :-1210
D: 601.0⇓0.99% 607.0 | 601.23⇓0.96% | 610.0 | 595.0 # 31650 #
C: 597.0⇑0.84% 592.0 | 595.29⇑0.57% | 600.0 | 592.0 # 2800 #
GeminiSeaFood A 100/5 E:36.95 P:76.71 BV:-88.73 | 12% :-610
D: 2834⇓1.08% 2865 | 2850⇓0.99% | 2900 | 2813 # 220 #
National Tea -A 100/5 E:265.87 P:19.88 BV:740.00 | 25% :-1210
D: 5286⇑1.26% 5220 | 5286⇑1.03% | 5300 | 5150 # 140 #
Zeal Bangla Sugar -Z 10/100 E:-14.35 P:-1.46 BV:-110.74 | No Div. :-609
D: 20.90⇑1.95% 20.50 | 20.81⇑1.46% | 21.00 | 20.00 # 35800 #
Chittagong Veg.-A 100/10 E:18.08 P:157.3 BV:114.28 | 20%B :-610
D: 2845⇓0.82% 2868 | 2839⇓0.95% | 2878 | 2825 # 1110 #
C: 2810⇓2.43% 2880 | 2823⇓2.00% | 2880 | 2766 # 140 #
AMCL (Pran) -A 100/10 E:54.49 P:28.89 BV:445.10 | 30% :-610
D: 1574⇓1.35% 1596 | 1593⇓0.67% | 1612 | 1560 # 3760 #

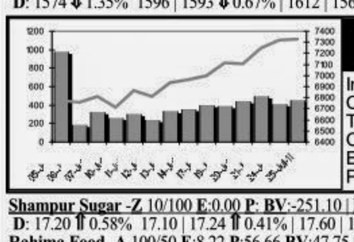

Shampur Sugar -Z 10/100 E:0.00 P: BV:-251.10 | No Div. :-609
D: 17.20⇑0.58% 17.10 | 17.24⇑0.41% | 17.60 | 16.90 # 22500 #
Rahima Food -A 100/50 E:8.22 P:56.66 BV:47.75 | 10% :-610
D: 465.8⇓0.64% 468.8 | 471.96⇑0.59% | 479.0 | 465.0 # 9700 #
C: 470.0⇑0.00% 470.0 | 473.29⇓0.53% | 479.0 | 470.0 # 5000 #
Fu-Wang Food A 10/100 E:0.60 P:110.7 BV:10.89 | 20%B :-610
D: 66.40⇑4.90% 63.30 | 65.15⇑2.40% | 66.90 | 62.90 # 3992900 #
C: 66.00⇑4.76% 63.00 | 64.97⇑2.11% | 67.00 | 63.00 # 501500 #
Meghna PET Ind. -Z 10/500 E:-1.64 P