Company -Catagory Mark Face Value/Market Lot | EPS | PE | BV | Latest Dividend :- YearEnd
DSE/CSE: Closing ⇓⇑ Change % LastDay | Average |Change ⇓⇑ %| High | Low # Trade Volume (Share)

TRADED ISSUES July 21, 2011

Company -Catagory Mark Face Value/Market Lot | EPS | PE | BV | Latest Dividend :- YearEnd
DSE/CSE: Closing ⇓⇑ Change % LastDay | Average |Change ⇓⇑ %| High | Low # Trade Volume (Share)

BANK

AB Bank - A 100/5 E:108.23 P:8.15 BV:375.10 | 10%, 15%B :-1210
D: 882.3 ⇓0.68% 888.3 | 886.12 ⇓0.90% | 905.0 | 880.0 # 135972 #
C: 881.0 ⇓0.56% 886.0 | 883.94 ⇓0.82% | 895.0 | 880.0 # 20663 #
City Bank - A 100/5 E:45.65 P:13.96 BV:227.87 | 30%B :-1210
D: 637.5 ⇓0.20% 638.8 | 638.75 ⇑0.20% | 648.0 | 634.5 # 425891 #
C: 637.0 ⇓0.04% 637.3 | 638.18 ⇑0.61% | 646.0 | 632.0 # 24845 #
IFIC Bank - A 100/5 E:60.11 P:15.54 BV:208.26 | 27%B :-1210
D: 934.0 ⇓0.32% 937.0 | 937.53 ⇓1.05% | 950.0 | 930.0 # 56490 #
C: 932.0 ⇓0.64% 938.0 | 933.91 ⇓1.14% | 940.0 | 929.0 # 3343 #
Islami Bank - A 100/10 E:44.60 P:12.32 BV:234.76 | 35%B :-1210
D: 549.3 ⇑0.00% 549.3 | 549.49 ⇓0.66% | 554.0 | 547.0 # 187412 #
C: 547.0 ⇑0.00% 547.0 | 549.05 ⇓0.11% | 554.0 | 545.0 # 10695 #
National Bank - A 10/100 E:7.98 P:8.76 BV:22.21 | 95%B :-1210
D: 69.90 ⇓0.14% 70.00 | 69.95 ⇓0.61% | 70.80 | 69.60 # 2803919 #
C: 70.00 ⇑0.00% 70.00 | 69.94 ⇓0.23% | 71.00 | 70.00 # 308258 #

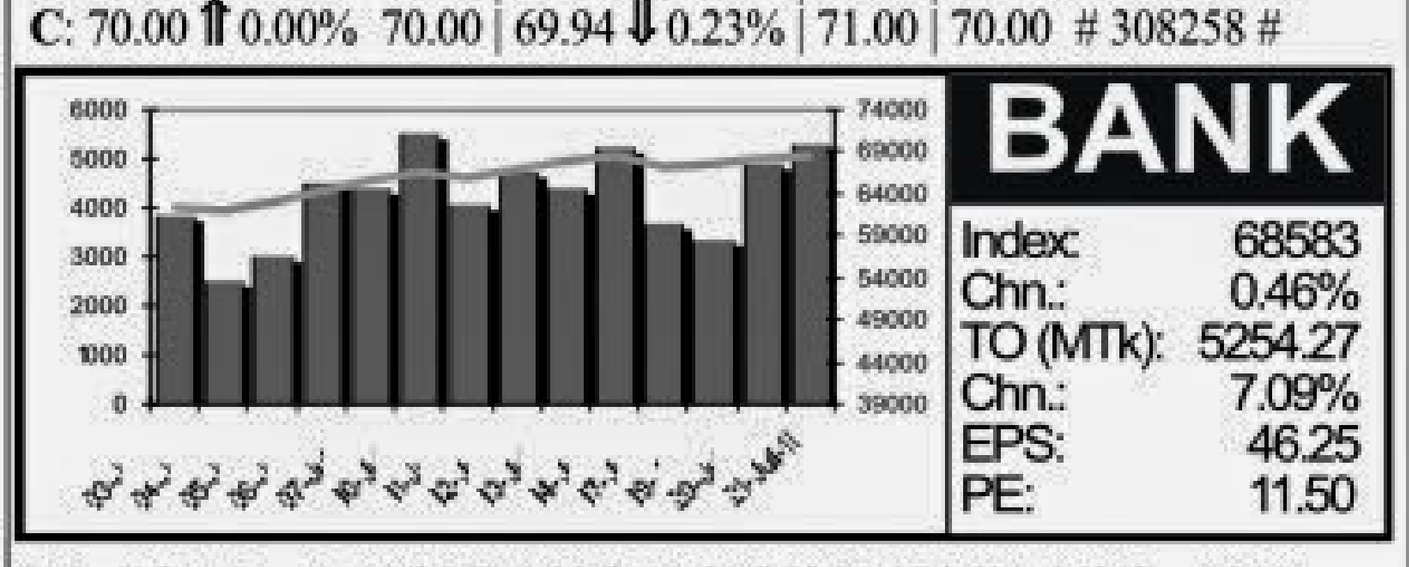

Pubali Bank - A 10/25 E:4.82 P:11.51 BV:21.07 | 5%, 35%B :-1210
D: 55.50 ⇑0.73% 55.10 | 55.17 ⇓0.56% | 56.00 | 54.70 # 2363880 #
C: 55.00 ⇑0.00% 55.00 | 55.10 ⇓0.60% | 60.00 | 50.00 # 304004 #
Rupali Bank - A 100/10 E:43.65 P:37.65 BV:1029.20 | 10%B :-1210
D: 1643 ⇓3.32% 1700 | 1671 ⇓1.29% | 1692 | 1636 # 7620 #
C: 1670 ⇓1.53% 1696 | 1676 ⇓1.17% | 1699 | 1670 # 250 #
UCBL - A 10/50 E:6.00 P:9.92 BV:10.74 | 25%B :-1210
D: 59.50 ⇓0.34% 59.70 | 59.75 ⇓0.93% | 60.90 | 59.00 # 5461683 #
C: 60.00 ⇑0.00% 60.00 | 59.88 ⇓0.73% | 61.00 | 60.00 # 969596 #
Uttara Bank - A 10/25 E:5.40 P:16.30 BV:28.28 | 20%, 20%B :-1210
D: 88.00 ⇓0.11% 88.10 | 88.10 ⇓1.10% | 89.80 | 87.70 # 1072965 #
C: 88.00 ⇓1.12% 89.00 | 88.15 ⇓1.33% | 89.00 | 88.00 # 120760 #
ICB Is. Bank-Z 10/500 E:-2.04 P:-6.96 BV:-8.73 | No Div. :-1210
D: 14.20 ⇑0.71% 14.10 | 14.11 ⇑0.00% | 14.30 | 13.90 # 828000 #
Eastern Bank - A 10/200 E:5.54 P:12.33 BV:26.74 | 55%B :-1210
D: 68.30 ⇑1.94% 67.00 | 67.78 ⇑0.21% | 68.60 | 67.10 # 1579925 #
C: 68.00 ⇑1.64% 66.90 | 67.48 ⇓0.10% | 69.00 | 67.00 # 141870 #
Al Arafa Islami B-A 10/250 E:3.21 P:12.34 BV:13.03 | 26%B :-1210
D: 39.60 ⇑2.06% 38.80 | 39.27 ⇓0.08% | 40.00 | 38.50 # 3530606 #
C: 40.00 ⇑2.56% 39.00 | 39.24 ⇓0.71% | 40.00 | 39.00 # 345872 #
Prime Bank-A 10/250 E:5.69 P:8.89 BV:29.03 | 35%B, 5% :-1210
D: 50.60 ⇑0.20% 50.50 | 50.52 ⇓1.06% | 51.00 | 50.20 # 2305266 #
C: 51.00 ⇑0.20% 50.90 | 50.56 ⇓1.13% | 51.00 | 50.00 # 197190 #
Southeast Bank-A 100/50 E:37.67 P:9.07 BV:197.82 | 20%B,10% :-1210
D: 341.8 ⇑0.89% 338.8 | 340.44 ⇓0.69% | 344.5 | 337.3 # 492863 #
C: 340.0 ⇓0.29% 341.0 | 339.80 ⇓0.82% | 345.0 | 338.0 # 66260 #
Dhaka Bank -A 10/100 E:4.67 P:10.19 BV:18.33 | 35%B :-1210
D: 47.60 ⇑0.63% 47.30 | 47.45 ⇓0.17% | 47.90 | 47.10 # 1538441 #
C: 48.00 ⇑2.13% 47.00 | 47.32 ⇓0.23% | 48.00 | 47.00 # 105276 #
N C C Bank -A 10/250 E:4.04 P:9.43 BV:15.75 | 32%B :-1210
D: 38.10 ⇑1.87% 37.40 | 37.82 ⇑0.34% | 38.40 | 37.20 # 3325800 #
C: 38.00 ⇑0.00% 38.00 | 37.85 ⇑0.37% | 38.00 | 37.00 # 667712 #
Social Invest. B-A 10/250 E:1.89 P:16.14 BV:12.32 | 14%B :-1210
D: 30.50 ⇑1.67% 30.00 | 30.35 ⇑1.40% | 31.00 | 30.00 # 16506608 #
C: 30.00 ⇑0.00% 30.00 | 30.16 ⇑0.87% | 31.00 | 30.00 # 1772485 #
Dutch Ban. Bnk- A 100/50 E:100.12 P:16.92 BV:350.05 | 30% :-1210
D: 1694 ⇑0.04% 1694 | 1696 ⇓1.18% | 1715 | 1686 # 13766 #
C: 1693 ⇑0.06% 1692 | 1694 ⇓0.16% | 1700 | 1678 # 550 #
MutualTrust Bank-A 100/50 E:38.86 P:11.91 BV:172.16 | 20%B :-1210
D: 463.0 ⇓0.43% 465.0 | 464.80 ⇓1.39% | 474.0 | 462.0 # 140110 #
C: 465.0 ⇓0.85% 469.0 | 465.03 ⇓1.52% | 470.0 | 460.0 # 11997 #
Standard Bank -A 100/50 E:33.71 P:10.50 BV:138.50 | 28%B :-1210
D: 354.0 ⇑0.14% 353.5 | 353.52 ⇓0.97% | 359.0 | 350.0 # 286867 #
C: 356.0 ⇑0.00% 356.0 | 354.42 ⇓1.10% | 358.0 | 352.0 # 25387 #
One Bank -A 100/50 E:59.19 P:9.98 BV:152.55 | 55%B :-1210
D: 591.0 ⇓0.88% 596.3 | 593.80 ⇓0.62% | 603.0 | 589.0 # 588401 #
C: 593.0 ⇓0.63% 596.8 | 594.81 ⇓0.60% | 603.0 | 590.0 # 42315 #
Bank Asia -A 100/50 E:45.90 P:11.47 BV:167.94 | 40%B :-1210
D: 526.3 ⇑1.15% 520.3 | 524.96 ⇑0.34% | 534.0 | 517.0 # 109407 #
C: 518.0 ⇑0.00% 518.0 | 510.21 ⇓2.45% | 525.0 | 515.0 # 377508 #
Mercantile Bank -A 100/50 E:33.64 P:10.26 BV:169.61 | 22%B :-1210
D: 345.0 ⇑0.00% 345.0 | 344.25 ⇓1.07% | 347.5 | 342.0 # 369974 #
C: 345.0 ⇓0.29% 346.0 | 344.61 ⇓1.13% | 351.0 | 343.0 # 34524 #
EXIM Bank-A 10/100 E:3.95 P:8.99 BV:13.50 | 35%B :-1210
D: 35.50 ⇑3.50% 34.30 | 34.99 ⇑1.39% | 35.80 | 34.20 # 5359480 #
C: 36.00 ⇑2.86% 35.00 | 35.03 ⇑0.72% | 36.00 | 35.00 # 1206221 #
Jamuna Bank -A 10/250 E:2.94 P:14.39 BV:23.56 | 22%B :-1210
D: 42.30 ⇑5.22% 40.20 | 41.56 ⇑3.13% | 42.70 | 40.40 # 4404710 #
C: 42.00 ⇑4.48% 40.20 | 41.47 ⇑2.85% | 42.00 | 41.00 # 538818 #
Brac Bank -A 100/50 E:56.81 P:9.23 BV:291.14 | 10%,20%B :-1210
D: 524.3 ⇓0.57% 527.3 | 524.93 ⇓1.24% | 535.0 | 522.0 # 111098 #
C: 524.0 ⇓0.76% 528.0 | 525.03 ⇓1.20% | 530.0 | 520.0 # 11510 #
Shahjalal Islami -A 10/50 E:4.65 P:9.01 BV:15.15 | 30%B :-1210
D: 41.90 ⇑3.97% 40.30 | 41.41 ⇑2.70% | 42.00 | 40.50 # 5285250 #
C: 42.00 ⇑5.00% 40.00 | 41.12 ⇑1.96% | 42.00 | 40.00 # 608460 #
Premier Bank -N 10/250 E:4.64 P:9.03 BV:15.65 | 31%B :-1210
D: 41.90 ⇑9.69% 38.20 | 40.45 ⇑6.78% | 42.00 | 38.50 # 10866759 #
C: 42.00 ⇑10.53% 38.00 | 40.44 ⇑6.59% | 42.00 | 39.00 # 1275816 #
Trust Bank-A 100/50 E:47.90 P:11.12 BV:188.84 | 20%B :-1210
D: 532.5 ⇓0.88% 537.3 | 535.59 ⇓1.46% | 545.0 | 530.3 # 122826 #
C: 537.0 ⇑0.19% 536.0 | 536.60 ⇓1.60% | 539.0 | 535.0 # 5798 #
First Secu. Bk-A 10/100 E:2.08 P:16.49 BV:11.44 | 12%B :-1210
D: 34.30 ⇑0.29% 34.20 | 34.37 ⇓0.09% | 35.10 | 33.70 # 3853140 #
C: 34.00 ⇑0.00% 34.00 | 34.39 ⇑0.44% | 35.00 | 34.00 # 265500 #

NON BANKING F I

IDLC Fin. -A 100/20 E:134.05 P:16.72 BV:351.53 | 35%,65%B :-1210
D: 2241 ⇓1.18% 2268 | 2249 ⇓1.52% | 2275 | 2230 # 20370 #
C: 2252 ⇓1.36% 2283 | 2259 ⇓1.40% | 2295 | 2250 # 1494 #
United Leasing - A 100/20 E:40.94 P:22.17 BV:171.14 | 7.5%,75%B :-1210
D: 907.5 ⇓0.17% 909.0 | 908.41 ⇓1.24% | 918.8 | 903.0 # 34807 #
Uttara Finance -A 10/50 E:16.02 P:11.84 BV:62.68 | 40%B :-1210
D: 189.6 ⇓0.26% 190.1 | 190.38 ⇓1.64% | 194.0 | 188.0 # 172584 #
C: 191.0 ⇓0.52% 192.0 | 190.95 ⇓1.70% | 195.0 | 190.0 # 8014 #
Midas Financing-A 100/50 E:12.89 P:95.48 BV:90.48 | 35%B :-610
D: 1231 ⇓1.78% 1253 | 1239 ⇓0.81% | 1265 | 1220 # 18200 #
C: 1237 ⇓1.59% 1257 | 1247 ⇓0.18% | 1270 | 1233 # 650 #
First LeaseA 100/50 E:27.56 P:44.41 BV:157.60 | 25%B :-1210
D: 1224 ⇓0.85% 1235 | 1228 ⇓1.10% | 1243 | 1217 # 103599 #
C: 1224 ⇓0.97% 1236 | 1236 ⇓0.86% | 1255 | 1212 # 2300 #
People`sLeas.-A 10/100 E:5.41 P:23.22 BV:17.69 | 75%B :-1210
D: 125.6 ⇓0.63% 126.4 | 126.36 ⇓1.17% | 127.9 | 125.1 # 1879523 #
C: 126.0 ⇓0.40% 126.5 | 126.47 ⇓0.99% | 128.0 | 125.0 # 234935 #
Prime Finance-A 10/50 E:10.63 P:15.25 BV:21.47 | 80%B :-1210
D: 162.1 ⇓1.10% 163.9 | 163.26 ⇓1.76% | 166.8 | 161.5 # 396940 #
C: 163.0 ⇓1.81% 166.0 | 163.90 ⇓1.89% | 165.0 | 162.0 # 37150 #

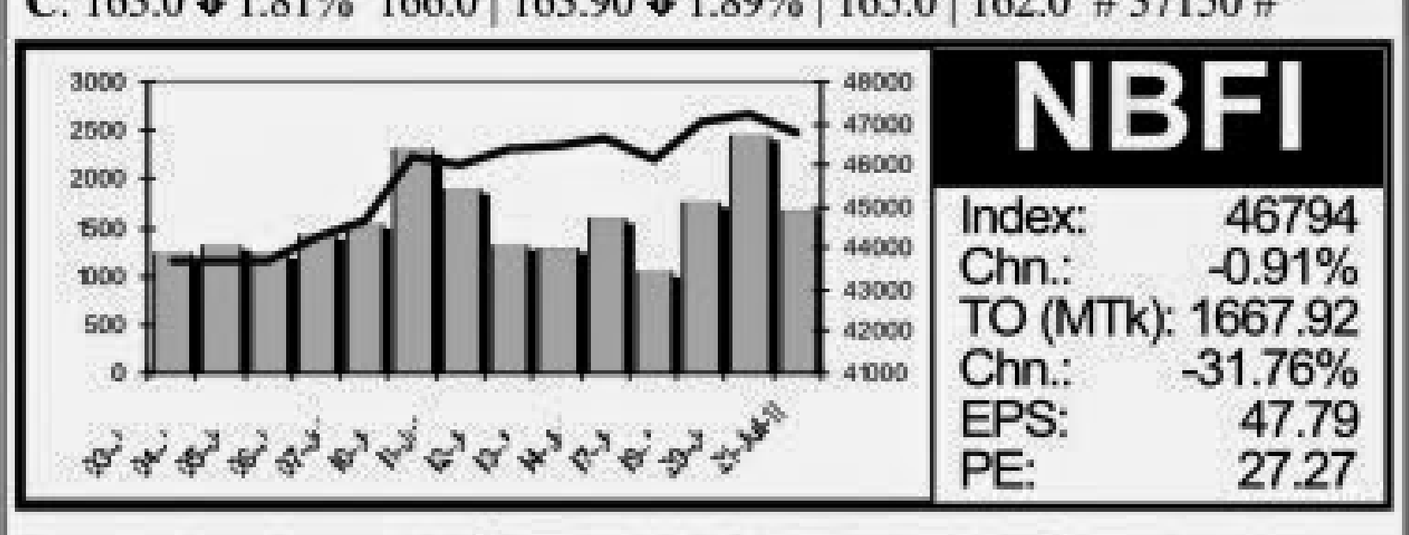

Premier Leasing-A 100/50 E:26.27 P:32.38 BV:124.21 | 20%B :-1210
D: 850.8 ⇓0.79% 857.5 | 854.81 ⇓0.58% | 870.0 | 846.0 # 95308 #
C: 861.0 ⇑0.35% 858.0 | 857.80 ⇓0.83% | 868.0 | 850.0 # 9790 #
Islamic Finance-A 100/50 E:18.03 P:30.02 BV:134.99 | 16%B :-1210
D: 541.3 ⇓1.10% 547.3 | 541.83 ⇓2.32% | 550.0 | 540.0 # 50475 #
C: 540.0 ⇓1.46% 548.0 | 541.06 ⇓2.26% | 552.0 | 538.0 # 5084 #
LankaBangla Fin. -A 10/500 E:4.21 P:51.14 BV:21.50 | 55%B :-1210
D: 215.3 ⇑0.19% 214.9 | 216.72 ⇓0.39% | 218.4 | 214.2 # 840025 #
C: 215.0 ⇑0.00% 215.0 | 215.78 ⇓0.64% | 217.0 | 214.0 # 38200 #
B I F C -A 100/50 E:37.26 P:18.96 BV:137.21 | 25%B :-1210
D: 706.5 ⇓1.84% 719.8 | 708.37 ⇓2.85% | 730.0 | 701.0 # 45077 #
C: 706.0 ⇓3.12% 728.8 | 706.10 ⇓3.82% | 719.0 | 700.0 # 2750 #
I P D C -A 100/50 E:14.01 P:30.94 BV:208.63 | 10%B :-1210
D: 433.5 ⇓1.03% 438.0 | 433.11 ⇓2.15% | 441.0 | 429.8 # 46462 #
C: 432.0 ⇓1.82% 440.0 | 434.36 ⇓1.62% | 445.0 | 430.0 # 4150 #
Union Capital -A 10/500 E:5.98 P:17.53 BV:18.17 | 75%B :-1210
D: 104.8 ⇓1.50% 106.4 | 105.65 ⇓1.29% | 107.0 | 104.0 # 979875 #
C: 106.0 ⇓0.93% 107.0 | 106.31 ⇓1.13% | 108.0 | 105.0 # 132750 #
BD Finance-A 10/100 E:4.58 P:25.96 BV:17.35 | 22%B :-1210
D: 118.9 ⇓1.08% 120.2 | 118.52 ⇓1.59% | 122.0 | 116.5 # 390914 #
C: 118.0 ⇓0.84% 119.0 | 118.23 ⇓1.00% | 121.0 | 117.0 # 94994 #
Intl. Leasing-A 100/50 E:42.12 P:33.99 BV:155.58 | 60%B :-1210
D: 1432 ⇓3.67% 1486 | 1442 ⇓5.29% | 1500 | 1401 # 85673 #
C: 1436 ⇓4.39% 1502 | 1459 ⇓5.44% | 1510 | 1260 # 8470 #
Phoenix Fin.-A 100/50 E:33.78 P:31.99 BV:226.76 | 35%B :-1210
D: 1081 ⇓2.24% 1105 | 1090 ⇓2.97% | 1111 | 1075 # 79697 #
C: 1074 ⇓2.98% 1107 | 1081 ⇓3.42% | 1110 | 1060 # 7350 #
FAS Fin. & Inv. Ltd-A 100/50 E:17.26 P:36.62 BV:186.27 | 15%B :-1210
D: 632.0 ⇓0.98% 638.3 | 633.88 ⇓1.58% | 642.0 | 625.0 # 20239 #
C: 630.0 ⇓2.33% 645.0 | 632.03 ⇓2.08% | 635.0 | 600.0 # 689 #
Delta Brac HFCL-N 100/50 E:59.20 P:43.92 BV:238.40 | 10%, 25%B :-610
D: 2600 ⇓0.03% 2601 | 2596 ⇓1.27% | 2638 | 2532 # 8375 #
National H Fin.-N 100/50 E:31.16 P:43.00 BV:155.71 | 10%,10%B :-1210
D: 1340 ⇑4.08% 1288 | 1339 ⇑4.70% | 1368 | 1266 # 72765 #
C: 1291 ⇓0.54% 1298 | 517.39 ⇓59.82% | 1350 | 5.00 # 2115 #
Bay Leasing.-A 100/50 E:72.26 P:16.76 BV:256.13 | 10%,50%B :-1210
D: 1211 ⇓1.36% 1228 | 1220 ⇓1.78% | 1245 | 1206 # 117001 #
C: 1210 ⇓2.18% 1237 | 1220 ⇓2.04% | 1240 | 1201 # 10542 #

INVESTMENT

ICB -A 100/50 E:68.18 P:56.09 BV:230.00 | 15%, 25%B :-610
D: 3824 ⇑0.37% 3810 | 3830 ⇑0.53% | 3845 | 3810 # 2825 #
1st ICB M F -A 100/5 E:385.24 P:26.74 BV:3217.58 | 400% :-610
D: 10300 ⇑0.00% 10300 | 10300 ⇑0.00% | 10300 | 10300 # 10 #
5th ICB M F-A 100/10 E:78.56 P:22.29 BV:508.06 | 100% :-610
D: 1751 ⇓0.71% 1764 | 1750 ⇓0.41% | 1785 | 1750 # 420 #
6th ICB M F-A 100/10 E:50.00 P:15.08 BV:196.03 | 75% :-610
D: 754.0 ⇑1.79% 740.8 | 747.38 ⇑0.23% | 769.0 | 732.0 # 3250 #
8th ICB M F-A 100/50 E:42.85 P:18.69 BV:215.35 | 65% :-610
D: 800.8 ⇓0.12% 801.8 | 800.77 ⇓0.14% | 810.0 | 781.5 # 1300 #
1st BSRS M F-A 100/50 E:18.87 P:85.11 BV:139.55 | 15% :-609
D: 1606 ⇑0.30% 1601 | 1607 ⇑0.56% | 1620 | 1585 # 5247 #
AIMS First -A 1/2500 E:0.47 P:19.85 BV:3.42 | 72.5% :-610
D: 9.33 ⇑7.36% 8.69 | 9.04 ⇑3.31% | 9.39 | 8.67 # 22326500 #
C: 9.00 ⇑0.00% 9.00 | 9.02 ⇑3.68% | 9.00 | 9.00 # 4572750 #
ICB AMCL1stMF-A 100/50 E:70.78 P:9.62 BV:627.49 | 50% :-610
D: 681.3 ⇑0.37% 678.8 | 680.69 ⇓0.49% | 687.8 | 675.0 # 2900 #
ICB A. IslamicMF-A 100/50 E:49.76 P:7.43 BV:339.40 | 35% :-610
D: 369.8 ⇑1.16% 365.5 | 368.00 ⇓0.50% | 372.0 | 361.0 # 10250 #
Grameen M F 1-A 10/500 E:3.45 P:35.80 BV:34.65 | 71% :-609
D: 123.5 ⇑3.43% 119.4 | 121.95 ⇑1.80% | 124.7 | 117.0 # 745500 #
C: 124.0 ⇑4.20% 119.0 | 121.68 ⇑1.58% | 125.0 | 118.0 # 24000 #
ICB A. 1st NRB -A 100/50 E:49.98 P:9.07 BV:445.75 | 35% :-610
D: 453.3 ⇑0.93% 457.5 | 458.41 ⇑3.16% | 465.0 | 443.5 # 8200 #
ICB A. 2nd NRB -A 100/50 E:28.31 P:7.75 BV:211.44 | 22.0% :-610
D: 219.5 ⇑1.50% 216.3 | 219.81 ⇑0.72% | 222.5 | 216.5 # 267750 #
C: 226.0 ⇑4.15% 217.0 | 219.65 ⇑1.19% | 227.0 | 218.0 # 1800 #
Grameen1:Sch.2 -A 10/500 E:1.20 P:24.17 BV:12.70 | 11.50% :-609
D: 29.00 ⇑5.07% 27.60 | 28.49 ⇑2.19% | 29.20 | 27.50 # 3408000 #
C: 29.00 ⇑3.57% 28.00 | 28.61 ⇑1.92% | 29.00 | 28.00 # 332500 #

Prime Fin. 1st MF-A 10/500 E:2.83 P:8.80 BV:26.31 | 20% :-1210
D: 24.90 ⇑2.05% 24.40 | 24.79 ⇑0.28% | 25.00 | 24.50 # 554000 #
C: 25.00 ⇑4.17% 24.00 | 24.79 ⇑1.47% | 25.00 | 25.00 # 21500 #
EBL 1st MF-A 10/500 E:0.00 P: BV:10.00 | :-
D: 16.60 ⇑3.75% 16.00 | 16.55 ⇑2.54% | 17.00 | 16.00 # 1619000 #
C: 17.00 ⇑6.25% 16.00 | 16.36 ⇑3.09% | 17.00 | 16.00 # 105500 #
AMCL 2nd MF-A 100/50 E:0.00 P: BV:100.00 | 14% :-610
D: 149.3 ⇑3.11% 144.8 | 149.18 ⇑0.97% | 153.0 | 144.0 # 31250 #
C: 148.0 ⇑1.37% 146.0 | 147.89 ⇑0.21% | 149.0 | 144.0 # 1050 #
ICB Emp.PMF-A 10/500 E:0.00 P: BV:10.00 | 11.50% :-610
D: 13.50 ⇓0.74% 13.60 | 13.69 ⇑0.22% | 14.00 | 13.40 # 829000 #
C: 14.00 ⇑0.00% 14.00 | 13.79 ⇑1.10% | 14.00 | 13.00 # 29500 #
Trust Bk 1st MF-A 10/500 E:0.00 P: BV:10.00 | :-
D: 15.10 ⇑4.86% 14.40 | 14.98 ⇑2.11% | 15.40 | 14.30 # 7314500 #
C: 15.00 ⇑0.00% 15.00 | 14.98 ⇑1.97% | 15.00 | 15.00 # 372500 #
Prime Bk 1st MF-A 10/500 E:0.00 P: BV:10.00 | 10% :-610
D: 11.20 ⇑2.75% 10.90 | 11.10 ⇑0.73% | 11.40 | 10.90 # 979500 #
C: 11.00 ⇑0.92% 10.90 | 11.11 ⇑0.54% | 11.30 | 10.90 # 23500 #
DBH 1st MF-A 10/500 E:0.00 P: BV:10.00 | 7% :-610
D: 14.50 ⇑2.84% 14.10 | 14.50 ⇑1.33% | 14.90 | 14.10 # 3173500 #
C: 15.00 ⇑7.14% 14.00 | 14.52 ⇑1.89% | 15.00 | 14.00 # 267500 #
IFIC 1st MF-A 10/500 E:0.00 P: BV:10.00 | :-
D: 13.80 ⇑2.99% 13.40 | 13.78 ⇑1.25% | 14.00 | 13.40 # 2714500 #
C: 14.00 ⇑0.00% 14.00 | 13.94 ⇑2.27% | 14.00 | 14.00 # 193500 #
Phoenix Fin. 1st MF-A 10/500 E:0.00 P: BV:10.00 | :-
D: 12.70 ⇑1.60% 12.50 | 12.74 ⇑0.08% | 13.00 | 12.40 # 940000 #
C: 13.00 ⇑0.00% 13.00 | 12.78 ⇑0.79% | 14.00 | 13.00 # 20500 #
ICB AMCL3rd NRB MF-A 10/500 E:0.00 P: BV:10.00 | :-
D: 11.50 ⇑3.60% 11.10 | 11.43 ⇑1.33% | 11.70 | 11.10 # 1448000 #
C: 11.00 ⇓2.65% 11.30 | 11.34 ⇑0.53% | 12.00 | 11.00 # 96000 #
1st Janata Bank MF-A 10/500 E:0.00 P: BV:0.00 | :-
D: 10.10 ⇑2.02% 9.90 | 10.05 ⇑1.93% | 10.30 | 9.80 # 2112500 #
C: 10.00 ⇑3.09% 9.70 | 10.04 ⇑2.55% | 10.20 | 9.80 # 152500 #
Green Delta M.F.-A 10/500 E:0.00 P: BV:0.00 | :-
D: 9.60 ⇑1.05% 9.50 | 9.61 ⇑0.52% | 9.80 | 9.40 # 1177500 #
C: 10.00 ⇑4.17% 9.60 | 9.74 ⇑1.35% | 10.00 | 9.00 # 128000 #

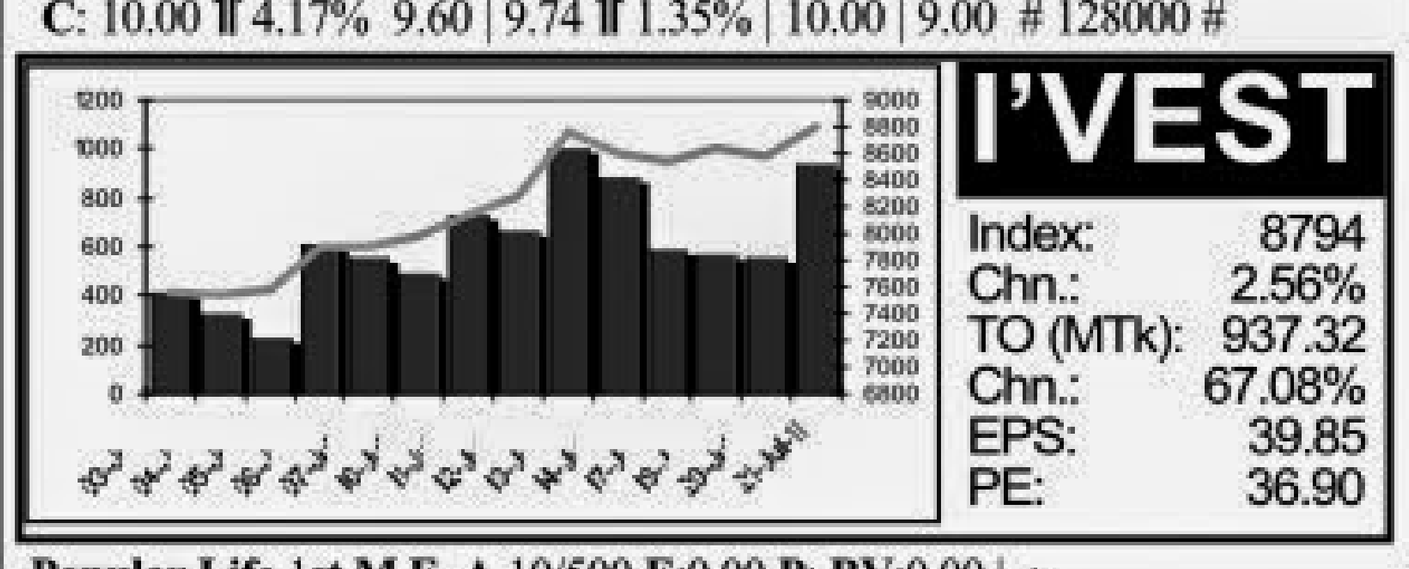

Popular Life 1st M.F.-A 10/500 E:0.00 P: BV:0.00 | :-
D: 9.30 ⇑1.09% 9.20 | 9.40 ⇑0.32% | 9.50 | 9.20 # 2365500 #
C: 10.00 ⇑0.00% 10.00 | 9.56 ⇓0.31% | 10.00 | 9.00 # 211000 #
IFIL Islamic M.F.1-A 10/500 E:0.00 P: BV:0.00 | :-
D: 9.00 ⇑3.45% 8.70 | 8.95 ⇑2.17% | 9.10 | 8.60 # 811000 #
C: 9.00 ⇑0.00% 9.00 | 8.91 ⇑1.48% | 9.10 | 8.70 # 70500 #
PHP 1st M. F.-A 10/500 E:0.00 P: BV:0.00 | :-
D: 9.00 ⇑0.00% 9.00 | 9.07 ⇓0.33% | 9.30 | 8.90 # 2413000 #
C: 9.00 ⇑0.00% 9.00 | 9.13 ⇑1.22% | 9.00 | 9.00 # 345500 #
AIBL 1st Is. M. F.-A 10/500 E:0.00 P: BV:0.00 | :-
D: 9.40 ⇑4.44% 9.00 | 9.34 ⇑2.41% | 9.60 | 8.90 # 198500 #
C: 10.00 ⇑11.11% 9.00 | 9.41 ⇑2.17% | 10.00 | 9.00 # 36500 #
MBL 1st M. F.-A 10/500 E:0.00 P: BV:0.00 | :-
D: 9.60 ⇓1.03% 9.70 | 9.63 ⇓1.93% | 10.00 | 9.50 # 8000 #
C: 10.00 ⇑0.00% 10.00 | 9.50 ⇓5.00% | 10.00 | 10.00 # 500 #
S.B. 1st M. F.-A 10/500 E:0.00 P: BV:0.00 | :-
D: 9.70 ⇑0.00% 9.70 | 9.72 ⇑0.10% | 9.80 | 9.60 # 43500 #
C: 10.00 ⇑0.00% 10.00 | 9.57 ⇓2.35% | 10.00 | 9.00 # 4500 #
EBL NRB M.F.-A 10/500 E:0.00 P: BV:0.00 | :-
D: 10.10 ⇑1.00% 10.00 | 10.16 ⇑0.99% | 10.20 | 10.00 # 12500 #
Reliance1 M.F.-A 10/500 E:0.00 P: BV:0.00 | :-
D: 11.40 ⇓2.56% 11.70 | 11.35 ⇓3.40% | 11.60 | 11.10 # 58500 #

ENGINEERING

Aftab Auto.-A 10/50 E:15.08 P:18.29 BV:55.51 | 10%, 30%B :-810
D: 275.8 ⇓0.04% 275.9 | 276.75 ⇓0.64% | 279.0 | 275.0 # 761505 #
C: 278.0 ⇓0.36% 279.0 | 278.94 ⇓0.28% | 281.0 | 277.0 # 199494 #
Aziz PipesZ 100/5 E:7.18 P:54.67 BV:-383.45 | No Div. :-1210
D: 392.5 ⇓1.32% 397.8 | 395.44 ⇓1.05% | 400.0 | 390.0 # 1755 #
Olympic Ind. -A 100/50 E:54.89 P:39.48 BV:144.42 | 10%, 50%B :-610
D: 2167 ⇑4.31% 2078 | 2149 ⇑2.26% | 2181 | 2099 # 57312 #
C: 2185 ⇑4.40% 2093 | 2161 ⇑3.18% | 2194 | 2130 # 1250 #
Bangladesh Lamps -A 100/5 E:85.67 P:22.25 BV:1519.82 | 35% :-1210
D: 1906 ⇑1.11% 1885 | 1898 ⇑0.54% | 1928 | 1882 # 2870 #
C: 1793 ⇓5.13% 1890 | 1793 ⇓5.13% | 1793 | 1793 # 10 #
Eastern Cables-B 100/10 E:6.82 P:102.2 BV:382.58 | 10% :-1210
D: 697.0 ⇑3.26% 675.0 | 688.74 ⇑2.00% | 714.0 | 675.0 # 5950 #
C: 663.0 ⇓0.90% 669.0 | 660.70 ⇓0.81% | 688.0 | 640.0 # 1100 #
Monno Jutex -A 100/5 E:7.50 P:293.4 BV:1613.33 | 20%B :-610
D: 2200 ⇓0.24% 2206 | 2200 ⇓0.62% | 2210 | 2196 # 170 #
Monno Stafllers -A 100/5 E:39.09 P:58.88 BV:396.50 | 15% :-1210
D: 2302 ⇓1.57% 2338 | 2306 ⇓1.18% | 2320 | 2265 # 255 #
Singer BD -A 100/5 E:87.29 P:34.39 BV:799.77 | 600%, 75%B :-1210
D: 3002 ⇓0.69% 3023 | 3009 ⇓0.62% | 3058 | 2990 # 6115 #
C: 3024 ⇓0.40% 3036 | 3024 ⇓0.40% | 3049 | 3015 # 1028 #
Atlas BD-A 10/50 E:16.19 P:23.04 BV:39.28 | 100%, 1B:3 :-610
D: 373.0 ⇑0.76% 370.2 | 374.09 ⇑0.78% | 377.0 | 366.5 # 74498 #
BD. Autocars -B 100/5 E:5.37 P:86.73 BV:57.62 | 5%B :-610
D: 465.8 ⇓0.11% 466.3 | 463.84 ⇓0.61% | 468.0 | 460.3 # 3180 #

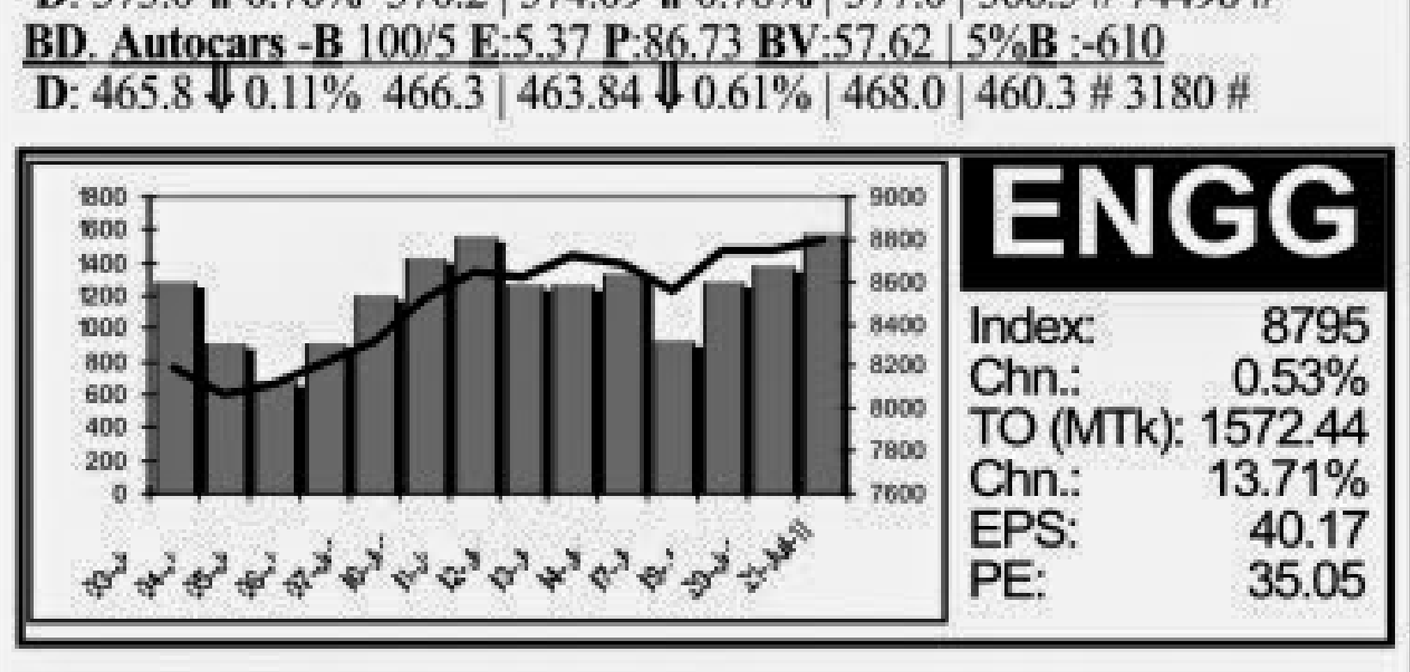

Quasem Drycells -A 10/500 E:1.74 P:56.95 BV:22.53 | 20%B :-610
D: 99.10 ⇑5.99% 93.50 | 97.89 ⇑4.37% | 99.80 | 94.00 # 676400 #
C: 100.0 ⇑7.53% 93.00 | 98.43 ⇑5.05% | 102.0 | 96.00 # 56800 #
Renwick Jajneswar-Z 100/5 E:35.57 P:22.74 BV:-273.62 | 10% :-609
D: 809.0 ⇓1.28% 819.5 | 811.59 ⇓1.29% | 820.0 | 800.0 # 345 #
National Tubes -A 100/10 E:35.70 P:27.32 BV:297.85 | 25% :-610
D: 975.3 ⇓0.41% 979.3 | 976.07 ⇓0.55% | 985.0 | 972.0 # 2800 #
BD. Thai Alum -A 100/10 E:19.63 P:38.58 BV:424.80 | 25%B :-1210
D: 757.3 ⇑0.00% 757.3 | 760.31 ⇑0.08% | 765.5 | 755.0 # 150815 #
C: 754.0 ⇓0.26% 756.0 | 758.95 ⇓0.10% | 765.0 | 750.0 # 6715 #
Anwar Galvanizing -Z 100/50 E:0.13 P:2629 BV:75.55 | No Div. :-610
D: 341.8 ⇓0.65% 344.0 | 341.14 ⇓0.83% | 348.0 | 336.0 # 1750 #
C: 340.0 ⇓6.85% 365.0 | 339.94 ⇓6.87% | 350.0 | 337.0 # 400 #
Kay & Que (BD) -A 100/50 E:4.53 P:83.06 BV:105.22 | 5%B :-1210
D: 376.3 ⇓0.66% 378.8 | 378.42 ⇓0.68% | 386.0 | 375.0 # 7600 #
C: 379.0 ⇓1.56% 385.0 | 373.00 ⇓3.12% | 379.0 | 371.0 # 400 #
Rangpur Foundry -A 10/500 E:2.23 P:47.35 BV:15.29 | 21% :-1210
D: 105.6 ⇑1.83% 103.7 | 106.20 ⇑1.71% | 107.9 | 104.5 # 169000 #
C: 108.0 ⇑5.88% 102.0 | 107.79 ⇑2.87% | 111.0 | 105.0 # 9000 #
S. Alam Steel -A 100/50 E:16.30 P:41.06 BV:201.36 | 5%, 10%B :-910
D: 669.3 ⇑2.41% 653.5 | 668.53 ⇑1.81% | 680.0 | 655.0 # 229813 #
C: 679.0 ⇑3.51% 656.0 | 669.90 ⇑1.94% | 684.0 | 660.0 # 23513 #
Golden Son -A 10/500 E:3.22 P:25.68 BV:26.47 | 5%,10%B :-1210
D: 82.70 ⇑0.49% 82.30 | 83.14 ⇑1.56% | 84.00 | 82.30 # 2484842 #
C: 83.00 ⇑1.22% 82.00 | 83.10 ⇑1.70% | 83.90 | 74.00 # 92211 #
BSRM Steels-A 100/50 E:48.22 P:30.83 BV:65.59 | 20%B :-1210
D: 1487 ⇓0.39% 1492 | 1493 ⇓0.91% | 1505 | 1485 # 93652 #
C: 1491 ⇓0.80% 1503 | 1497 ⇓0.62% | 1510 | 1487 # 8070 #
Navana CNG-A 10/100 E:6.68 P:26.62 BV:21.07 | 10%, 20%B :-310
D: 177.8 ⇑3.49% 171.8 | 174.74 ⇑0.75% | 178.8 | 170.5 # 1222660 #
C: 178.0 ⇑2.89% 173.0 | 175.35 ⇑1.11% | 179.0 | 172.0 # 118320 #
Deshbandhu Polymer-N 10/500 E:3.47 P:23.08 BV:13.63 | :-
D: 80.10 ⇑5.12% 76.20 | 79.31 ⇑5.24% | 80.80 | 77.20 # 1335000 #
C: 80.00 ⇑5.26% 76.00 | 79.15 ⇑4.12% | 80.00 | 77.00 # 183000 #
National Polymer -A 100/10 E:24.27 P:34.10 BV:411.86 | 18% :-610
D: 827.5 ⇑1.60% 814.5 | 826.13 ⇑1.27% | 833.8 | 817.0 # 11750 #
C: 830.0 ⇑1.72% 816.0 | 829.79 ⇑1.74% | 830.0 | 828.0 # 140 #

FOOD & ALLIED

Apex FoodsA 100/5 E:15.01 P:66.96 BV:704.00 | 12% :-610
D: 1005 ⇓0.20% 1007 | 1005 ⇓0.72% | 1020 | 999.5 # 2900 #
C: 961.0 ⇓4.47% 1006 | 961.00 ⇓5.41% | 961.0 | 961.0 # 20 #
Bangas -A 100/5 E:14.61 P:116.2 BV:134.45 | 25%B :-610
D: 1697 ⇑0.07% 1696 | 1702 ⇑0.14% | 1750 | 1690 # 625 #
C: 1733 ⇑3.09% 1681 | 1733 ⇓0.64% | 1750 | 1700 # 15 #
BATBCL -A 10/50 E:47.98 P:12.56 BV:104.01 | 430% :-1210
D: 602.5 ⇓1.54% 611.9 | 606.24 ⇓1.10% | 620.0 | 597.0 # 44200 #
C: 611.0 ⇓0.81% 616.0 | 611.07 ⇓0.83% | 616.0 | 610.0 # 350 #
GeminiSeaFood A 100/5 E:36.95 P:78.59 BV:-88.73 | 12% :-610
D: 2904 ⇓0.48% 2918 | 2903 ⇓0.49% | 2920 | 2859 # 145 #
National Tea -A 100/5 E:265.87 P:20.12 BV:740.00 | 25% :-1210
D: 5349 ⇑2.65% 5211 | 5362 ⇑2.98% | 5400 | 5200 # 265 #
C: 5055 ⇑2.74% 4920 | 5055 ⇑2.74% | 5100 | 5005 # 30 #
Zeal Bangla Sugar -Z 10/100 E:-14.35 P:-1.42 BV:-110.74 | No Div. :-609
D: 20.40 ⇑1.49% 20.10 | 20.28 ⇑0.10% | 21.00 | 20.00 # 21400 #
Chittagong Veg.-A 100/10 E:18.08 P:160.4 BV:114.28 | 20%B :-610
D: 2900 ⇓0.36% 2910 | 2895 ⇓0.59% | 2998 | 2800 # 2150 #
C: 2823 ⇓1.60% 2869 | 2862 ⇓0.24% | 2916 | 2810 # 100 #
AMCL (Pran) -A 100/10 E:54.49 P:29.18 BV:445.10 | 30% :-610
D: 1590 ⇓0.98% 1606 | 1597 ⇓1.60% | 1620 | 1580 # 5120 #
Shampur Sugar -Z 10/100 E:0.00 P: BV:-251.10 | No Div. :-609
D: 17.20 ⇑2.99% 16.70 | 17.27 ⇑2.31% | 17.60 | 17.00 # 12100 #

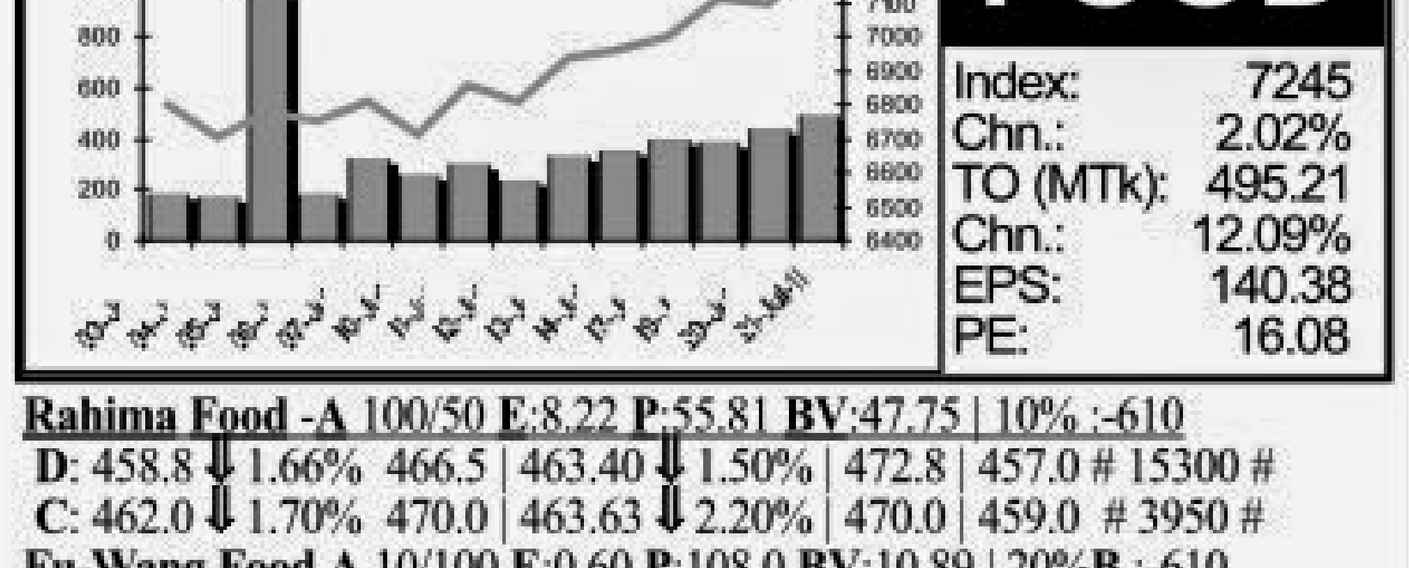

Rahima Food -A 100/50 E:8.22 P:55.81 BV:47.75 | 10% :-610
D: 458.8 ⇓1.66% 466.5 | 463.40 ⇓1.50% | 472.8 | 457.0 # 15300 #
C: 462.0 ⇓1.70% 470.0 | 463.63 ⇓2.20% | 470.0 | 459.0 # 3950 #
Fu-Wang Food A 10/100 E:0.60 P:108.0 BV:10.89 | 20%B :-610
D: 64.80 ⇑2.37% 63.30 | 64.67 ⇑3.11% | 65.40 | 63.30 # 3711300 #
C: 65.00 ⇑3.17% 63.00 | 64.81 ⇑3.04% | 65.50 | 63.00 # 275950 #
Meghna PET Ind. -Z 10/500 E:-1.64 P:-11.8 BV:0.20 | No Div. :-610
D: 19.30 ⇑1.58% 19.00 | 19.31 ⇑1.15% | 19.50 | 19.10 # 32000 #
Meghna Con. Milk -B 10/500 E:0.59 P:81.69 BV:-34.71 | 5% :-610
D: 48.20 ⇑4.56% 46.10 | 48.02 ⇑3.51% | 48.80 | 46.60 # 449000 #
Beach Hatchery -A 10/500 E:2.54 P:22.91 BV:13.68 | 15%B :-1210
D: 58.20 ⇑8.99% 53.40 | 56.73 ⇑6.44% | 58.60 | 53.80 # 1672107 #
C: 59.00 ⇑11.32% 53.00 | 57.14 ⇑6.88% | 59.00 | 54.00 # 284945 #
Fine Foods A 10/500 E:2.49 P:32.17 BV:11.41 | 25%B :-610
D: 80.10 ⇑2.69% 78.00 | 79.75 ⇑3.04% | 80.90 | 77.30 # 543797 #
C: 80.00 ⇑4.58% 76.50 | 79.40 ⇑3.22% | 82.00 | 78.00 # 42000 #

FUEL & POWER

BOC (BD) Ltd. -A 10/50 E:43.90 P:16.03 BV:121.12 | 100% :-1210
D: 703.6 ⇓2.86% 724.3 | 709.84 ⇓1.85% | 725.0 | 701.3 # 27850 #
Eastern Lubricants -A 10/50 E:5.00 P:114.8 BV:57.00 | 30% :-610
D: 573.8 ⇓5.78% 609.0 | 575.00 ⇓5.22% | 578.0 | 570.0 # 400 #
Bangladesh Welding -A 10/500 E:1.08 P:65.74 BV:14.12 | 5%, 10%B :-1210
D: 71.00 ⇑5.97% 67.00 | 69.98 ⇑4.48% | 71.50 | 67.40 # 1971889 #
C: 71.00 ⇑5.97% 67.00 | 70.00 ⇑4.54% | 72.00 | 67.00 # 107000 #

Summit Power -A 10/100 E:3.08 P:31.49 BV:22.78 | 30%B :-1210
D: 97.00 ⇑4.53% 92.80 | 95.38 ⇑2.78% | 97.80 | 92.30 # 2284274 #
C: 97.00 ⇑5.43% 92.00 | 95.50 ⇑3.17% | 98.00 | 93.00 # 135946 #
DESCO Ltd. -A 100/50 E:85.91 P:20.41 BV:409.16 | 15%, 30%B :-610
D: 1753 ⇓1.06% 1772 | 1743 ⇓1.86% | 1770 | 1726 # 35760 #
C: 1745 ⇓0.91% 1761 | 1746 ⇓1.73% | 1751 | 1730 # 905 #
Power Grid Co. -A 100/50 E:38.36 P:20.71 BV:374.34 | 10%, 15%B :-610
D: 794.3 ⇑0.13% 793.3 | 792.90 ⇓0.81% | 799.0 | 786.5 # 20874 #
C: 795.0 ⇑0.13% 794.0 | 786.18 ⇓1.10% | 800.0 | 790.0 # 242 #
Jamuna Oil -A 10/100 E:10.44 P:25.65 BV:36.47 | 30%, 20%B :-610
D: 267.8 ⇓1.44% 271.7 | 268.10 ⇓2.08% | 272.0 | 266.3 # 340720 #
C: 268.0 ⇓1.69% 272.6 | 268.06 ⇓1.63% | 278.0 | 262.0 # 10740 #
Meghna Petroleum -A 10/100 E:9.57 P:20.89 BV:26.27 | 45%, 7%B :-610
D: 199.9 ⇑0.96% 198.0 | 199.60 ⇓0.33% | 202.5 | 196.3 # 122276 #
C: 196.0 ⇓2.00% 200.0 | 197.88 ⇓0.49% | 210.0 | 180.0 # 2922 #
Titas Gas A 100/50 E:60.88 P:13.46 BV:200.15 | 25%, 10%B :-610
D: 819.5 ⇑2.21% 801.8 | 809.53 ⇑0.37% | 822.0 | 795.0 # 444070 #
C: 818.0 ⇑2.00% 802.0 | 803.69 ⇓0.52% | 820.0 | 795.0 # 8800 #

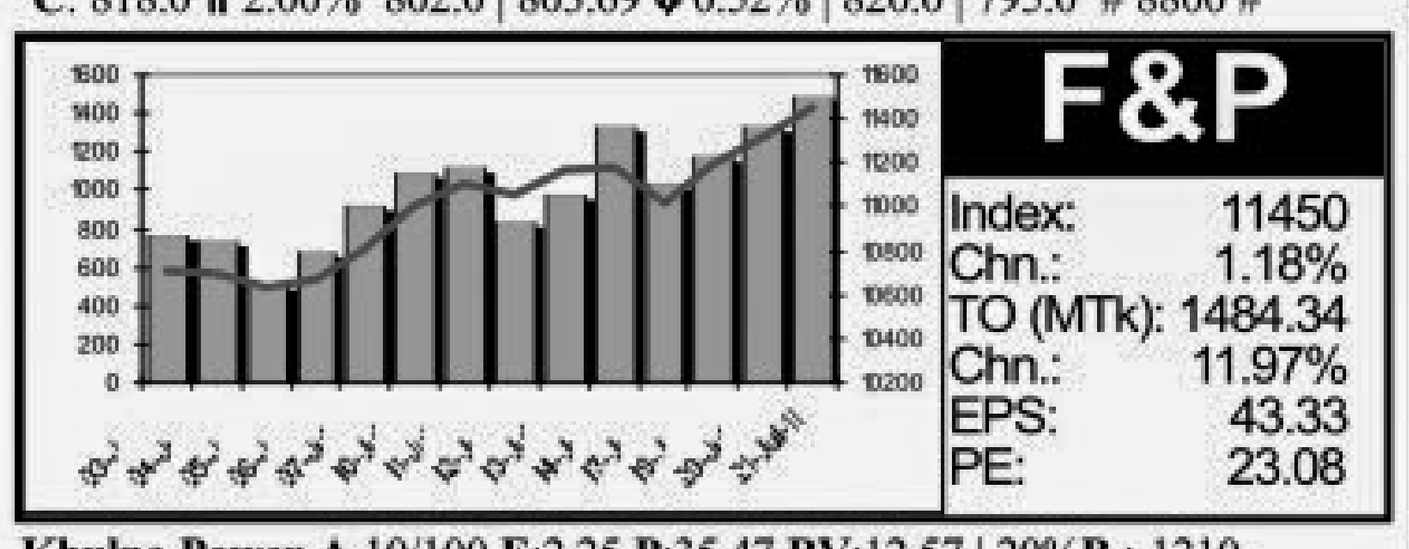

Khulna Power-A 10/100 E:2.25 P:35.47 BV:12.57 | 20%B :-1210
D: 79.80 ⇑2.44% 77.90 | 79.10 ⇑2.06% | 80.00 | 77.30 # 763054 #
C: 79.00 ⇑2.20% 77.30 | 78.78 ⇑1.55% | 80.00 | 78.00 # 224712 #
Barakatullah E. D.-N 10/200 E:0.00 P: BV:0.00 | :-
D: 84.80 ⇑3.29% 82.10 | 84.09 ⇑6.05% | 85.70 | 81.30 # 788600 #
C: 85.00 ⇑4.94% 81.00 | 83.71 ⇑4.73% | 85.00 | 81.20 # 170800 #
MJL BD Ltd.-N 10/100 E:1.90 P:102.2 BV:10.67 | :-
D: 194.2 ⇑1.46% 191.4 | 193.67 ⇑0.25% | 195.5 | 191.0 # 1658900 #
C: 193.0 ⇑0.52% 192.0 | 193.01 ⇑0.01% | 195.0 | 191.0 # 215700 #

JUTE

Jute SpinnersA 100/5 E:37.33 P:41.04 BV:528.94 | 20% :-610
D: 1532 ⇓1.07% 1549 | 1534 ⇓0.55% | 1565 | 1522 # 335 #
Northern Jute -Z 10/200 E:-5.72 P:-5.80 BV:16.40 | No Div. :-610
D: 33.20 ⇓0.60% 33.40 | 32.50 ⇓2.69% | 33.30 | 33.20 # 400 #
Sonali Ansh -A 100/5 E:46.76 P:39.38 BV:2148.33 | 10%, 20%B :-610
D: 1842 ⇓0.98% 1860 | 1846 ⇓0.41% | 1930 | 1832 # 1705 #

TEXTILE

Al-Haj Textile -Z 10/50 E:-2.28 P:-28.1 BV:32.80 | No Div. :-610
D: 64.00 ⇑1.11% 63.30 | 63.77 ⇑0.50% | 64.80 | 61.00 # 23900 #
Rahim Textile A 100/5 E:11.50 P:225.7 BV:769.62 | 15% :-610
D: 2595 ⇑1.25% 2563 | 2600 ⇑1.56% | 2600 | 2590 # 40 #
Saiham Tex.A 10/100 E:0.94 P:90.43 BV:10.53 | 100%B :-610
D: 85.00 ⇑3.91% 81.80 | 84.81 ⇑3.63% | 85.30 | 81.60 # 443300 #
C: 87.00 ⇑4.82% 83.00 | 86.32 ⇑4.05% | 87.00 | 85.00 # 87800 #
Desh Garments -B 100/10 E:2.26 P:237.3 BV:110.69 | 5% :-610
D: 536.3 ⇑5.82% 506.8 | 521.90 ⇑2.98% | 544.0 | 503.0 # 9270 #
Dulamia CottonZ 100/10 E:-8.32 P:-39.6 BV:-173.12 | No Div. :-610
D: 329.8 ⇑0.08% 329.5 | 330.11 ⇓0.44% | 339.0 | 326.0 # 5380 #
Tallu Spinning -A 100/10 E:3.19 P:195.0 BV:110.43 | 10%B :-610
D: 622.0 ⇓0.56% 625.5 | 623.46 ⇓1.20% | 630.0 | 619.0 # 10740 #
C: 622.0 ⇓2.05% 635.0 | 621.80 ⇓2.08% | 622.0 | 621.5 # 100 #
BEXTEX -A 10/200 E:3.79 P:9.95 BV:23.58 | 15%B :-1210
D: 37.70 ⇑0.00% 37.70 | 38.00 ⇓0.21% | 38.50 | 37.60 # 9541642 #
C: 38.00 ⇑0.00% 38.00 | 38.03 ⇓0.70% | 39.00 | 38.00 # 1088099 #
Apex SpinningA 100/20 E:15.62 P:88.36 BV:477.21 | 15% :-309
D: 1380 ⇓1.34% 1399 | 1389 ⇓1.09% | 1420 | 1360 # 1780 #
Mithun Knitting -A 100/20 E:39.30 P:37.57 BV:174.54 | 25%B :-610
D: 1477 ⇓1.02% 1492 | 1489 ⇓1.12% | 1515 | 1461 # 11800 #
C: 1485 ⇑0.81% 1473 | 1485 ⇓1.17% | 1485 | 1485 # 20 #
Delta SpinnersA 100/20 E:10.36 P:50.92 BV:232.50 | 10% :-610
D: 527.5 ⇑0.29% 526.0 | 529.89 ⇓0.27% | 535.0 | 524.0 # 69460 #
C: 532.0 ⇑1.14% 526.0 | 531.59 ⇑0.50% | 535.0 | 528.0 # 10980 #
Sonargaon Tex -A 100/50 E:12.86 P:43.02 BV:650.17 | 10%B :-1210
D: 553.3 ⇓1.25% 560.3 | 555.49 ⇓0.96% | 565.0 | 550.0 # 38550 #
C: 553.0 ⇑0.36% 551.0 | 557.36 ⇑0.29% | 567.0 | 550.0 # 8800 #
Prime Textile -A 100/50 E:16.07 P:37.43 BV:697.12 | 11% :-610
D: 601.5 ⇓0.70% 605.8 | 601.50 ⇓0.48% | 614.8 | 594.0 # 42100 #
C: 595.0 ⇓0.50% 598.0 | 597.27 ⇓0.65% | 602.0 | 589.0 # 3050 #

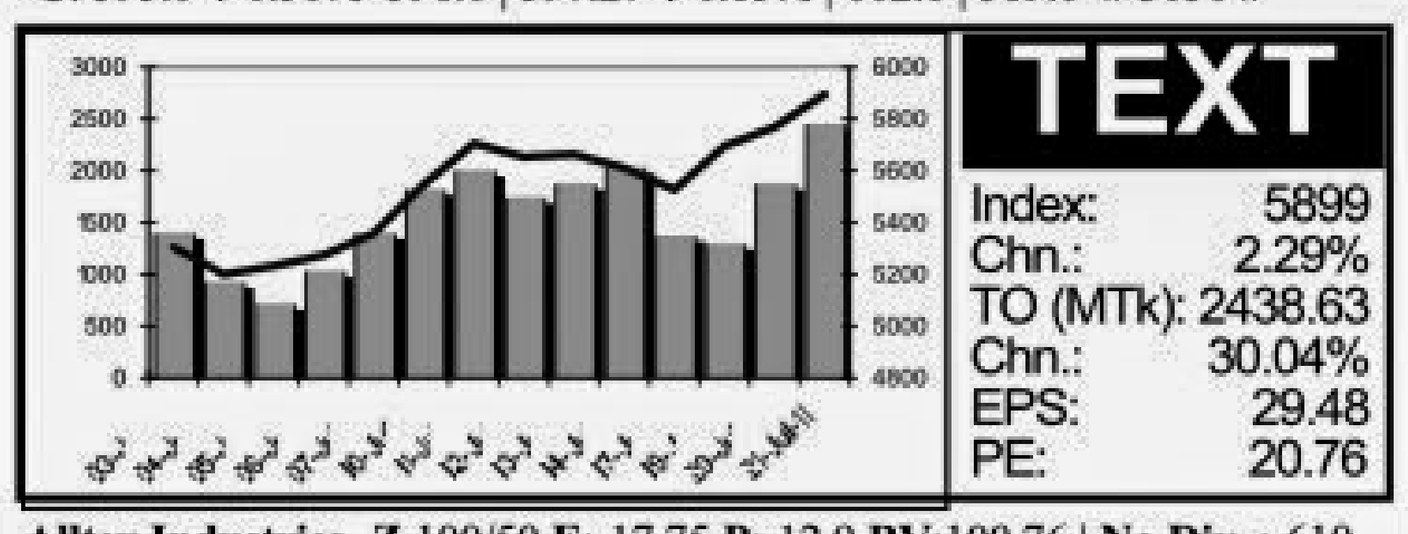

Alltex Industries -Z 100/50 E:-17.75 P:-12.9 BV:100.76 | No Div. :-610
D: 228.5 ⇑0.00% 228.5 | 228.70 ⇓1.19% | 234.0 | 225.5 # 37000 #
C: 228.0 ⇓2.15% 233.0 | 231.07 ⇓2.26% | 238.0 | 226.0 # 4300 #
Anlima Yarn -A 100/50 E:0.48 P:934.4 BV:107.70 | 5% :-609
D: 448.5 ⇑2.93% 435.8 | 442.96 ⇑1.21% | 451.0 | 437.5 # 39850 #
C: 446.0 ⇑1.83% 438.0 | 443.35 ⇑1.25% | 449.0 | 439.0 # 1550 #
H.R. Textile -A 100/50 E:14.14 P:38.26 BV:118.36 | 5%, 10%B :-910
D: 541.0 ⇑0.93% 536.0 | 538.51 ⇓0.54% | 544.0 | 532.3 # 20785 #
C: 545.0 ⇑0.55% 542.0 | 543.05 ⇑0.45% | 550.0 | 540.0 # 1760 #
CMC Kamal Tex. -A 10/100 E:1.92 P:34.64 BV:34.91 | 12.5%B :-1210
D: 66.50 ⇑2.78% 64.70 | 66.41 ⇑3.36% | 67.00 | 65.00 # 1500800 #
Safko Spinning-A 100/50 E:-5.16 P:-92.5 BV:43.23 | 16%B :-1210
D: 477.3 ⇓1.24% 483.3 | 480.74 ⇓0.61% | 489.0 | 475.3 # 45526 #
C: 476.0 ⇓2.66% 489.0 | 484.33 ⇓0.71% | 499.0 | 470.0 # 3200 #
Square Textile -A 10/50 E:5.80 P:25.10 BV:44.24 | 16%, 20%B :-1210
D: 145.6 ⇑1.18% 143.9 | 145.62 ⇑0.79% | 147.4 | 143.2 # 572933 #
C: 146.0 ⇑0.69% 145.0 | 145.50 ⇑0.75% | 147.0 | 144.0 # 23220 #
Metro Spinning -A 10/500 E:3.20 P:23.38 BV:23.96 | 20%B :-610
D: 74.80 ⇑2.61% 72.90 | 75.05 ⇑3.10% | 76.00 | 73.70 # 1442500 #
C: 75.00 ⇑4.17% 72.00 | 75.13 ⇑3.56% | 76.00 | 74.00 # 74000 #
Maksons Spin-A 10/500 E:4.06 P:13.47 BV:20.78 | 25%B :-910
D: 54.70 ⇑7.05% 51.10 | 53.57 ⇑5.87% | 55.00 | 51.70 # 7438775 #
C: 55.00 ⇑7.84% 51.00 | 53.52 ⇑5.79% | 55.00 | 52.00 # 947300 #
Dacca Dyeing-A 10/500 E:1.34 P:48.21 BV:12.88 | 12%B :-610
D: 64.60 ⇑9.49% 59.00 | 62.50 ⇑5.38% | 64.90 | 59.00 # 2280260 #
C: 65.00 ⇑10.17% 59.00 | 62.49 ⇑5.27% | 65.00 | 60.00 # 409000 #
R. N. Spinning-A 10/250 E:3.88 P:25.85 BV:12.38 | 30%B :-1210
D: 100.3 ⇑2.56% 97.80 | 100.03 ⇑3.83% | 101.0 | 98.50 # 4042945 #
C: 100.0 ⇑2.04% 98.00 | 100.19 ⇑3.51% | 102.0 | 99.00 # 311495 #
Beximco Syn.-A 100/20 E:4.01 P:131.5 BV:294.00 | 15%B :-1210
D: 527.3 ⇑3.94% 507.3 | 524.36 ⇑3.86% | 529.8 | 513.5 # 214801 #
C: 523.0 ⇑3.98% 503.0 | 523.45 ⇑3.73% | 529.0 | 509.0 # 10768 #
Malek Spinning-A 10/500 E:1.51 P:46.42 BV:35.64 | 10% :-610
D: 70.10 ⇑3.39% 67.80 | 69.82 ⇑3.35% | 70.80 | 68.20 # 4381000 #
C: 71.00 ⇑4.57% 67.90 | 69.85 ⇑3.16% | 71.00 | 68.00 # 251750 #

Pharmaceutical & Chemical

Ambee Pharma -A 10/50 E:3.68 P:121.3 BV:21.40 | 30% :-1210
D: 446.3 ⇑4.79% 425.9 | 442.23 ⇑2.54% | 455.0 | 428.0 # 26850 #
C: 438.0 ⇑2.41% 427.7 | 440.18 ⇑2.81% | 448.0 | 430.0 # 4972 #
Beximco Pharma -A 10/50 E:5.17 P:21.03 BV:78.53 | 20%B :-1210
D: 108.7 ⇑1.87% 106.7 | 109.77 ⇑3.20% | 111.5 | 106.9 # 3351884 #
C: 110.0 ⇑2.80% 107.0 | 109.75 ⇑3.30% | 112.0 | 107.0 # 226198 #
GlaxoSK (BD) -A 10/50 E:34.05 P:29.13 BV:114.65 | 200% :-1210
D: 992.0 ⇓1.28% 1005 | 991.43 ⇓1.55% | 1017 | 981.0 # 7000 #
ACI Limited- A 10/50 E:30.49 P:9.10 BV:217.76 | 120% :-1210
D: 277.5 ⇓2.15% 283.6 | 279.14 ⇓1.76% | 284.0 | 275.2 # 62070 #
C: 281.0 ⇓1.06% 284.0 | 281.99 ⇓0.67% | 289.0 | 277.0 # 3200 #
Renata Ltd. -A 100/5 E:376.85 P:29.18 BV:1267.19 | 60%, 25%B :-1210
D: 10998 ⇑0.07% 10990 | 11000 ⇓0.07% | 11050 | 10950 # 35 #
Reckitt Benckiser -A 10/50 E:26.71 P:44.33 BV:43.13 | 50% :-1210
D: 1184 ⇑0.27% 1181 | 1186 ⇑0.53% | 1207 | 1167 # 4350 #
C: 1121 ⇓0.80% 1130 | 1121 ⇓0.67% | 1121 | 1121 # 50 #
Pharma Aids A 100/5 E:16.01 P:167.7 BV:208.86 | 30%, 500%B :-610
D: 2685 ⇓1.13% 2716 | 2696 ⇓0.87% | 2735 | 2670 # 3055 #
The Ibn SinaA 100/10 E:46.35 P:29.13 BV:199.03 | 10%, 20%B :-1210
D: 1350 ⇓0.41% 1356 | 1355 ⇓0.42% | 1381 | 1347 # 2396 #
C: 1325 ⇓3.28% 1370 | 1371 ⇑0.05% | 1380 | 1325 # 60 #
Libra Infusions-A 100/20 E:61.61 P:66.21 BV:15647.10 | 20% :-610
D: 4080 ⇓2.21% 4172 | 4080 ⇓2.21% | 4210 | 4010 # 300 #

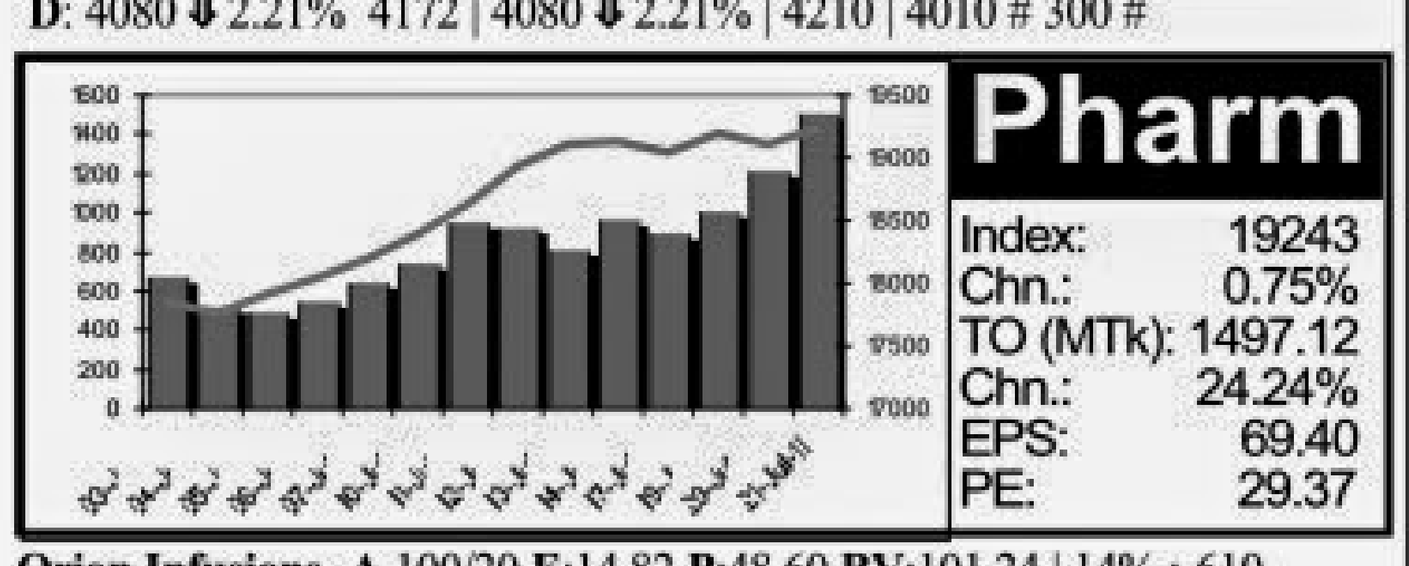

Orion Infusions -A 100/20 E:14.82 P:48.60 BV:101.24 | 14% :-610
D: 720.3 ⇓0.79% 726.0 | 723.50 ⇓1.52% | 739.3 | 719.0 # 57880 #
C: 731.0 ⇓0.14% 732.0 | 731.16 ⇓0.71% | 737.0 | 726.0 # 1400 #
Square Pharma -A 100/1 E:127.29 P:27.74 BV:659.63 | 35%, 30%B :-0310
D: 3531 ⇓0.64% 3554 | 3541 ⇓0.93% | 3585 | 3525 # 59727 #
C: 3536 ⇓0.48% 3553 | 3547 ⇓0.90% | 3590 | 3530 # 4291 #
Imam Button -A 100/50 E:-10.49 P:-37.3 BV:90.92 | 10%B :-610
D: 391.5 ⇑1.75% 384.8 | 390.79 ⇑1.23% | 395.0 | 385.0 # 11950 #
C: 375.0 ⇓2.34% 384.0 | 375.00 ⇓2.24% | 375.0 | 375.0 # 10 #
Keya Cosmetics -A 10/500 E:3.01 P:36.71 BV:19.11 | 15% :-609
D: 110.5 ⇑1.10% 109.3 | 111.24 ⇑2.81% | 112.8 | 109.5 # 2346091 #
C: 111.0 ⇑1.83% 109.0 | 111.45 ⇑2.95% | 113.0 | 110.0 # 74220 #
Berger Paints-A 10/50 E:30.39 P:25.02 BV:54.64 | 180% :-1210
D: 760.3 ⇑1.59% 748.4 | 754.03 ⇑0.59% | 774.0 | 743.0 # 30150 #
C: 780.0 ⇑1.17% 771.0 | 779.75 ⇑1.13% | 780.0 | 779.5 # 100 #
ACI Formu. -A 10/100 E:3.05 P:46.39 BV:49.73 | 30% :-1210
D: 141.5 ⇓2.01% 144.4 | 142.47 ⇓2.01% | 147.9 | 141.0 # 340800 #
C: 142.0 ⇓2.74% 146.0 | 143.01 ⇓2.02% | 148.0 | 141.0 # 28500 #
Marico BD-A 10/50 E:11.34 P:45.54 BV:76.18 | 20% :-0311
D: 516.4 ⇓0.94% 521.3 | 522.34 ⇓0.32% | 539.0 | 514.0 # 21800 #
C: 526.0 ⇑0.19% 525.0 | 525.57 ⇑0.46% | 526.0 | 525.0 # 650 #
Beacon Pharma Ltd.-Z 10/500 E:0.13 P:306.9 BV:12.04 | No Div. :-610
D: 39.90 ⇑4.18% 38.30 | 39.49 ⇑2.09% | 40.00 | 38.00 # 1530500 #
C: 40.00 ⇑4.71% 38.20 | 39.35 ⇑2.21% | 40.00 | 38.00 # 430000 #
Active Fine Chem.-A 10/500 E:2.71 P:31.33 BV:13.08 | 15%B :-1210
D: 84.90 ⇑9.69% 77.40 | 84.76 ⇑9.40% | 85.10 | 79.80 # 1556750 #
C: 85.00 ⇑10.39% 77.00 | 83.89 ⇑8.72% | 85.00 | 78.00 # 162500 #
Salvo Chemicals-N 10/500 E:1.36 P:49.85 BV:11.48 | 5%B :-1210
D: 67.80 ⇑5.44% 64.30 | 66.52 ⇑7.05% | 68.10 | 63.60 # 2641000 #
C: 67.00 ⇑4.69% 64.00 | 66.48 ⇑6.98% | 68.00 | 64.00 # 262000 #

PAPER & PACKAGING

Hakkani P& Paper -B 10/500 E:0.52 P:103.7 BV:12.38 | 5% :-610
D: 53.90 ⇑4.05% 51.80 | 54.10 ⇑4.16% | 55.10 | 52.10 # 51500 #
C: 54.00 ⇑3.85% 52.00 | 54.37 ⇑4.56% | 55.00 | 54.00 # 12000 #

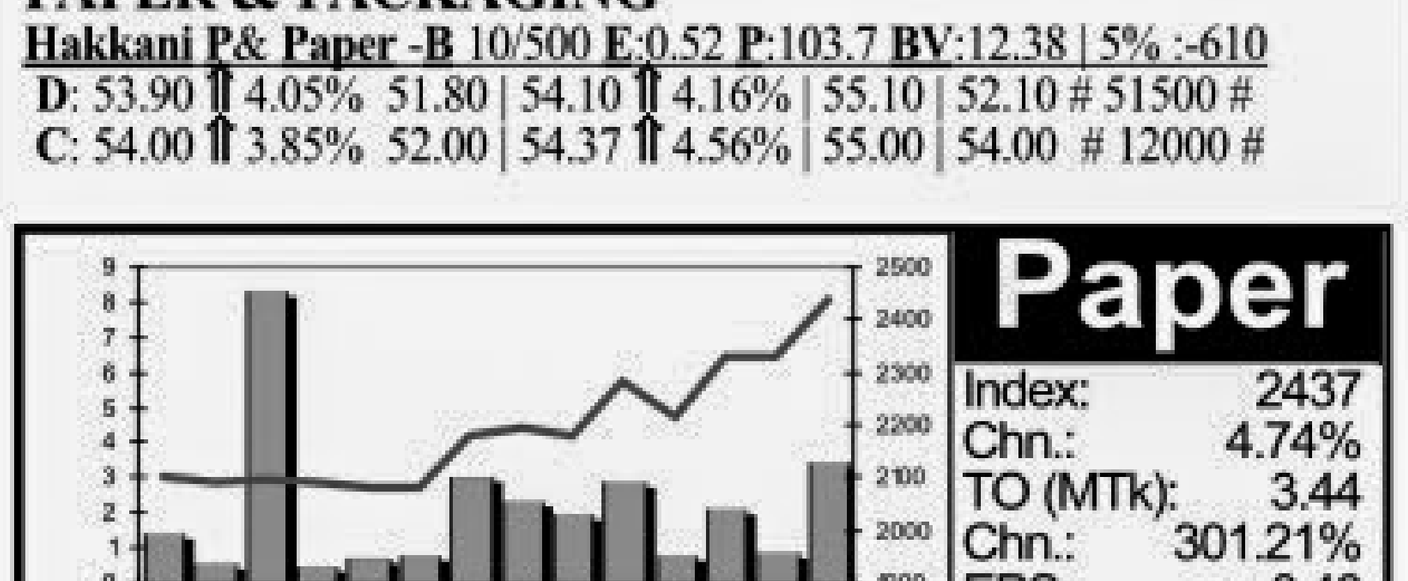

SERVICE

Samorita HospitalA 100/50 E:27.77 P:43.02 BV:168.80 | 15%B :-609
D: 1195 ⇓0.95% 1206 | 1195 ⇓0.99% | 1209 | 1193 # 750 #
Summit A. Port.-N 10/100 E:9.22 P:10.31 BV:28.00 | 20%, 25%B :-1210
D: 95.10 ⇑0.32% 94.80 | 95.22 ⇓0.21% | 95.90 | 94.00 # 441150 #
C: 95.00 ⇑1.06% 94.00 | 94.94 ⇓0.42% | 95.00 | 93.00 # 145225 #

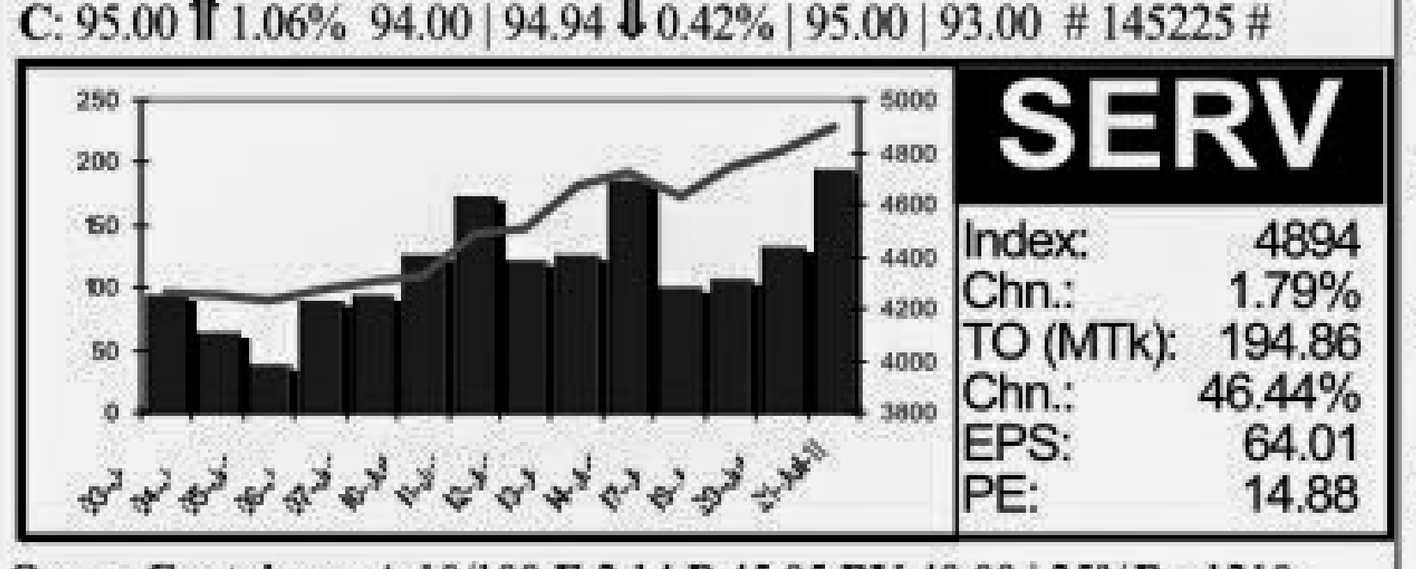

Ocean Containers-A 10/100 E:2.14 P:45.05 BV:40.00 | 25%B :-1210
D: 96.40 ⇑0.10% 96.30 | 97.41 ⇑0.96% | 98.80 | 95.60 # 186062 #
C: 97.00 ⇑1.04% 96.00 | 97.01 ⇓0.08% | 99.00 | 97.00 # 18185 #
Eastern Housing -A 100/20 E:35.90 P:25.49 BV:174.86 | 25% :-710
D: 915.3 ⇓0.05% 915.8 | 912.10 ⇓1.23% | 927.8 | 901.0 # 114340 #
C: 918.0 ⇑0.11% 917.0 | 915.92 ⇓0.63% | 927.0 | 906.0 # 15280 #

LEATHER

Apex Tannery -A 100/10 E:93.74 P:17.38 BV:562.52 | 25% :-610
D: 1629 ⇓0.23% 1633 | 1642 ⇑2.19% | 1664 | 1616 # 26010 #
C: 1622 ⇓0.09% 1624 | 1627 ⇑1.30% | 1640 | 1617 # 480 #
Bata Shoe Ltd. -A 10/100 E:39.66 P:16.34 BV:86.07 | 105% :-1210
D: 648.2 ⇓1.20% 656.1 | 647.68 ⇓1.00% | 650.0 | 644.0 # 9500 #
C: 648.0 ⇓0.92% 654.0 | 647.50 ⇓0.92% | 650.0 | 645.0 # 200 #

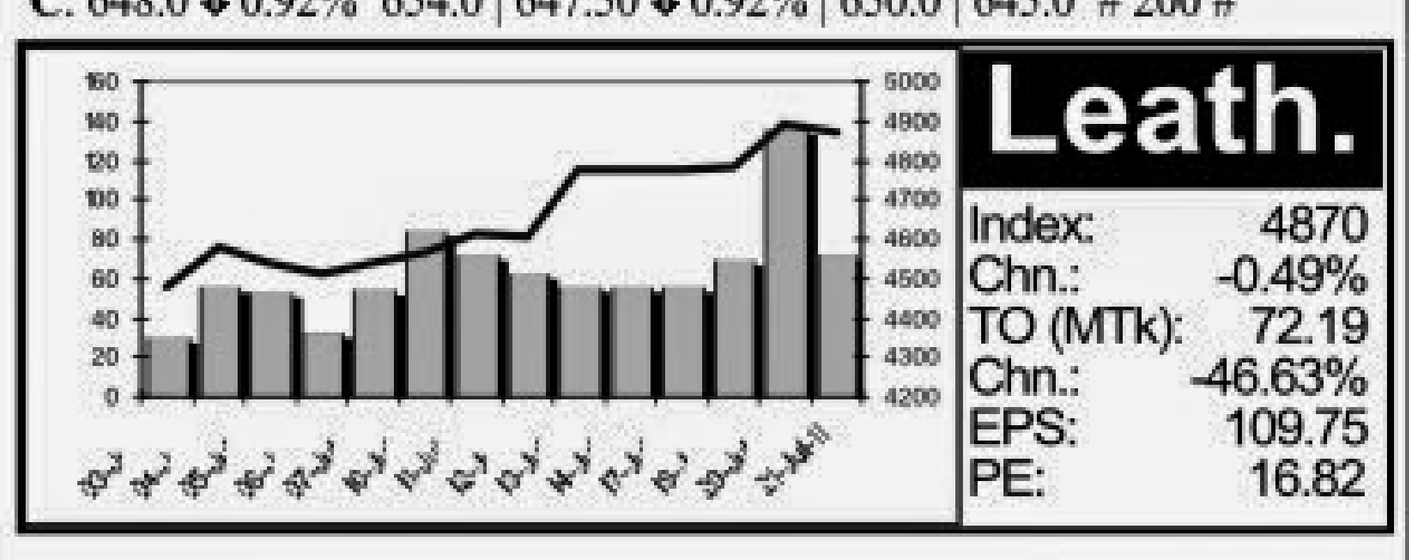

ApexAdelchi Ftr -A 100/20 E:202.87 P:17.10 BV:645.00 | 40% :-1210
D: 3469 ⇓0.54% 3488 | 3470 ⇓0.83% | 3485 | 3450 # 5040 #
C: 3400 ⇓0.58% 3420 | 3400 ⇓0.58% | 3400 | 3400 # 40 #
Samata LeatheR -Z 100/50 E:-2.51 P:-83.1 BV:52.40 | No Div. :-610
D: 208.5 ⇓0.95% 210.5 | 208.00 ⇓0.95% | 213.8 | 206.5 # 500 #
Legacy Footwear -Z 10/500 E:1.04 P:48.56 BV:19.45 | 10%B :-1210
D: 50.50 ⇑6.09% 47.60 | 50.56 ⇑6.67% | 51.60 | 49.00 # 77000 #
C: 51.00 ⇑8.05% 47.20 | 51.42 ⇑9.15% | 51.90 | 49.50 # 15500 #

CERAMIC

Monno Ceramic -A 100/5 E:2.37 P:324.2 BV:173.80 | 20% B :-610
D: 768.3 ⇓0.97% 775.8 | 772.25 ⇓1.15% | 780.0 | 761.0 # 6055 #
C: 815.0 ⇑3.82% 785.0 | 815.00 ⇑0.01% | 815.0 | 815.0 # 40 #
Standard Ceramic -B 100/50 E:4.88 P:99.08 BV:147.83 | 5%B :-610
D: 483.5 ⇓0.82% 487.5 | 481.31 ⇓1.22% | 488.8 | 477.3 # 3050 #

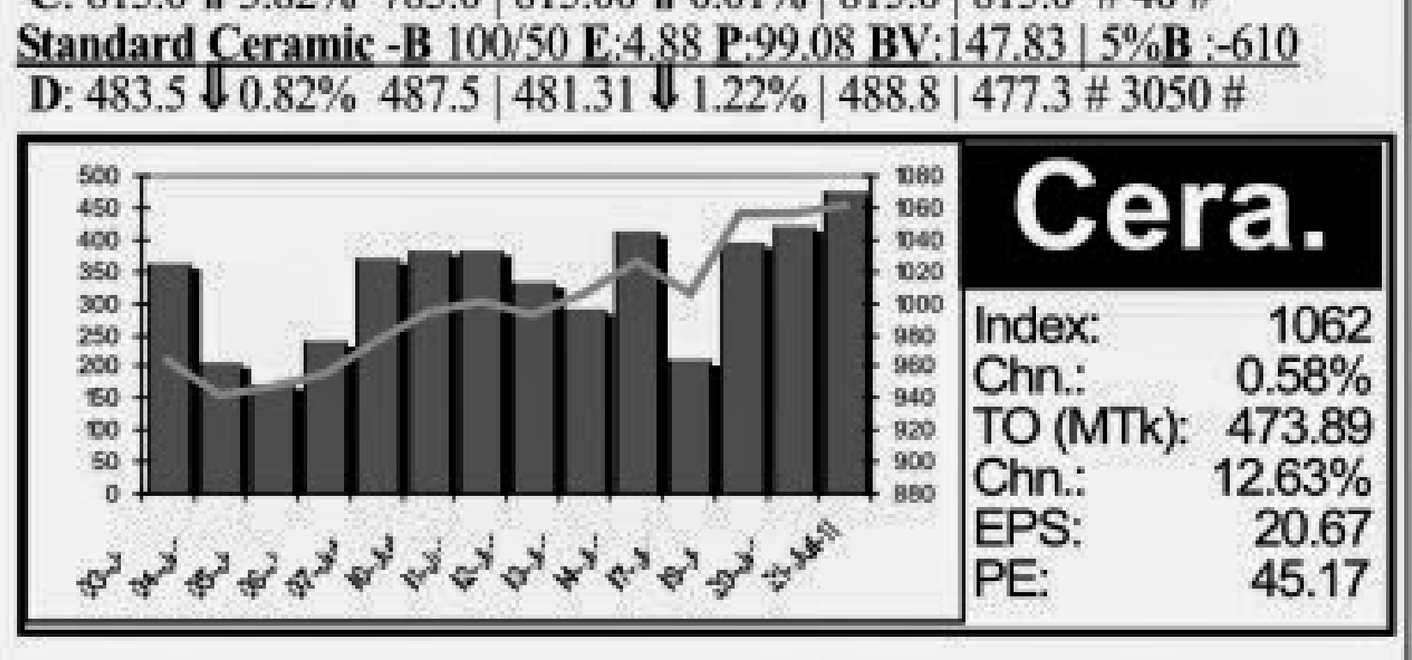

Fu-wang Ceramic-A 100/50 E:4.60 P:92.34 BV:126.00 | 10%B :-610
D: 424.8 ⇓0.76% 428.0 | 427.48 ⇓1.06% | 434.0 | 422.0 # 156550 #
C: 429.0 ⇑0.00% 429.0 | 432.13 ⇓0.66% | 437.0 | 427.0 # 27800 #
Shinepukur Cera-A 10/100 E:2.28 P:28.03 BV:24.58 | 15%B :-1210
D: 63.90 ⇑5.10% 60.80 | 63.34 ⇑4.06% | 64.70 | 61.00 # 3176961 #
C: 65.00 ⇑6.56% 61.00 | 63.42 ⇑4.34% | 65.00 | 61.00 # 335680 #
RAK Ceramics-A 10/200 E:2.55 P:47.29 BV:18.04 | 15%, 10%B :-1210
D: 120.6 ⇓0.90% 121.7 | 121.43 ⇓0.37% | 123.4 | 120.0 # 1196440 #
C: 121.0 ⇓0.82% 122.0 | 121.92 ⇓0.14% | 124.0 | 120.0 # 171960 #

CEMENT

HeidelbergCement -A 100/5 E:176.75 P:17.73 BV:799.00 | 43% :-1210
D: 3133 ⇓1.11% 3168 | 3149 ⇓0.85% | 3180 | 3125 # 9051 #
C: 3141 ⇑0.03% 3140 | 3141 ⇓0.28% | 3145 | 3140 # 90 #
ConfidenceCement A 10/20 E:7.39 P:27.24 BV:80.12 | 25%,15%B :-1210
D: 201.3 ⇓1.32% 204.0 | 202.41 ⇓1.31% | 206.8 | 200.0 # 760775 #
C: 204.0 ⇓0.10% 204.2 | 203.97 ⇓0.47% | 206.0 | 203.0 # 66272 #
MeghnaCement -A 10/100 E:2.23 P:106.8 BV:27.34 | 25% :-1210
D: 238.2 ⇓0.79% 240.1 | 239.44 ⇓1.55% | 244.9 | 236.0 # 277700 #
C: 238.0 ⇓1.65% 242.0 | 239.84 ⇓1.45% | 244.0 | 235.0 # 9700 #

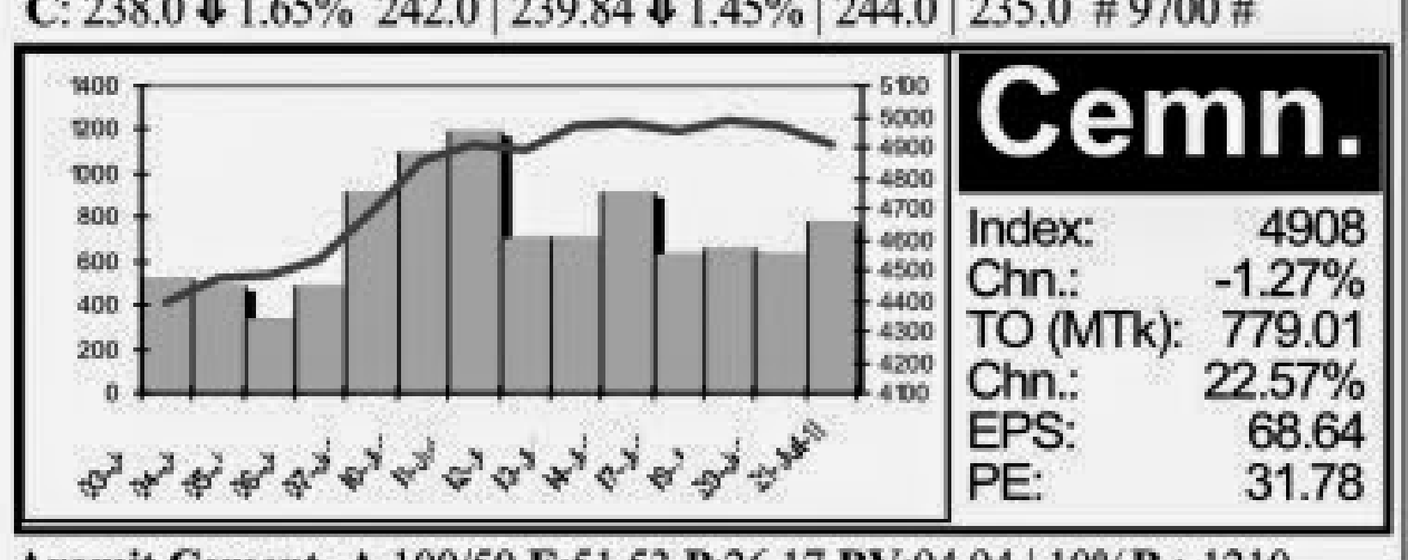

Aramit Cement -A 100/50 E:51.53 P:26.17 BV:94.94 | 10%B :-1210
D: 1349 ⇓0.20% 1352 | 1355 ⇓1.28% | 1361 | 1343 # 13500 #
C: 1350 ⇓2.17% 1380 | 1367 ⇓0.97% | 1375 | 1350 # 150 #
LafargeS Cement-Z 100/50 E:-9.02 P:-64.1 BV:72.83 | No Div. :-1210
D: 578.5 ⇓3.22% 597.8 | 582.72 ⇓2.68% | 594.0 | 576.3 # 178400 #
C: 577.0 ⇓3.63% 598.8 | 580.35 ⇓3.12% | 599.0 | 570.0 # 28900 #
M.I. Cement-N 10/100 E:3.32 P:62.26 BV:16.36 | :-610
D: 206.7 ⇑0.44% 205.8 | 207.95 ⇑0.61% | 209.6 | 205.0 # 1666700 #
C: 208.0 ⇑1.46% 205.0 | 207.71 ⇑0.84% | 211.0 | 203.0 # 135200 #

IT IINDUSTRIES

ISN Ltd. -A 10/500 E:1.05 P:36.19 BV:17.71 | 10%B :-1210
D: 38.00 ⇑9.51% 34.70 | 37.43 ⇑8.27% | 38.10 | 35.10 # 423388 #
C: 38.00 ⇑8.57% 35.00 | 36.95 ⇑6.45% | 38.00 | 35.00 # 102750 #
BDCOM Online-A 10/500 E:1.16 P:36.55 BV:11.62 | 13%B :-610
D: 42.40 ⇑9.00% 38.90 | 41.25 ⇑6.51% | 42.60 | 39.80 # 609760 #

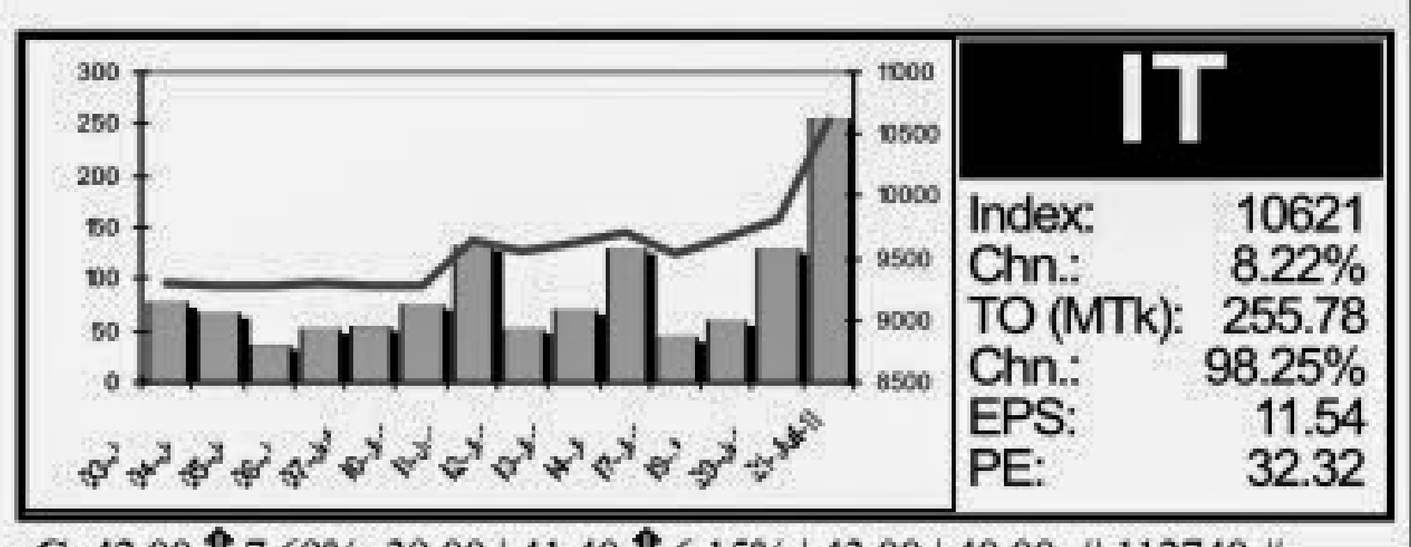

C: 42.00 ⇑7.69% 39.00 | 41.40 ⇑6.15% | 43.00 | 40.00 # 112740 #
In Tech Online -A 10/500 E:0.96 P:30.94 BV:11.04 | 10%B :-1210
D: 29.70 ⇑8.00% 27.50 | 28.89 ⇑4.98% | 29.90 | 27.50 # 756155 #
C: 30.00 ⇑11.11% 27.00 | 28.97 ⇑5.31% | 30.00 | 28.00 # 278050 #
Agni Systems -A 10/500 E:1.15 P:44.52 BV:14.86 | 12.50% :-610
D: 51.20 ⇑6.44% 48.10 | 50.33 ⇑5.47% | 51.50 | 48.00 # 2108302 #
C: 51.00 ⇑6.25% 48.00 | 50.43 ⇑5.63% | 52.00 | 45.00 # 247500 #
Daffodil Comp.-A 10/500 E:0.57 P:52.98 BV:10.58 | 10%B :-610
D: 30.20 ⇑8.63% 27.80 | 29.52 ⇑6.96% | 30.40 | 27.90 # 1292066 #
C: 30.00 ⇑9.09% 27.50 | 29.12 ⇑6.28% | 30.00 | 28.00 # 675747 #

GENERAL INSURANCE

BGIC -A 10/100 E:2.20 P:26.41 BV:19.29 | 12%B :-1210
D: 58.10 ⇑3.75% 56.00 | 57.11 ⇑1.19% | 58.50 | 55.30 # 931474 #
C: 58.00 ⇑3.02% 56.30 | 57.33 ⇑1.22% | 59.00 | 56.00 # 175938 #
GreenDeltaInsu -A 10/100 E:12.31 P:17.12 BV:72.60 | 40% :-1210
D: 210.7 ⇓0.52% 211.8 | 210.97 ⇓0.92% | 214.0 | 209.5 # 114900 #
C: 212.0 ⇑0.00% 212.0 | 212.00 ⇑0.24% | 213.0 | 210.0 # 600 #
United Insur -A 100/10 E:45.46 P:21.67 BV:210.00 | 10%, 10%B :-1210
D: 985.0 ⇓2.79% 1013 | 990.36 ⇓2.22% | 1010 | 980.0 # 3736 #
Peoples Insur -A 10/100 E:2.01 P:27.51 BV:18.47 | 5%, 5%B :-1210
D: 55.30 ⇑2.79% 53.80 | 54.80 ⇑0.53% | 55.90 | 53.80 # 725950 #
C: 56.00 ⇑3.70% 54.00 | 55.19 ⇑1.12% | 56.00 | 54.00 # 80605 #
Eastern Insur A 100/20 E:34.00 P:26.74 BV:336.29 | 10%B, 5% :-1210
D: 909.0 ⇓1.44% 922.3 | 915.34 ⇓1.69% | 926.8 | 906.0 # 13560 #
C: 913.0 ⇓1.30% 925.0 | 917.15 ⇓1.18% | 928.0 | 910.0 # 800 #
Janata InsurA 100/20 E:5.73 P:125.9 BV:171.32 | 15%B :-1210
D: 721.5 ⇓1.43% 732.0 | 726.76 ⇓1.07% | 738.0 | 720.0 # 5980 #
C: 723.0 ⇓1.50% 734.0 | 722.70 ⇓1.38% | 730.0 | 718.0 # 960 #
Phoenix Insur -A 10/200 E:4.22 P:26.28 BV:27.84 | 25%B :-1210
D: 110.9 ⇑6.84% 103.8 | 108.50 ⇑4.19% | 112.0 | 103.9 # 866037 #
C: 110.0 ⇑5.77% 104.0 | 108.35 ⇑3.78% | 111.0 | 104.0 # 44050 #
Eastland Insur -A 100/20 E:45.00 P:23.21 BV:180.09 | 37%B :-1210
D: 1044 ⇓0.88% 1054 | 1052 ⇓0.53% | 1068 | 1041 # 46014 #
C: 1049 ⇓0.10% 1050 | 1055 ⇑0.28% | 1065 | 1047 # 1120 #
Central Insur -A 100/20 E:30.47 P:26.29 BV:267.82 | 15%B :-1210
D: 801.0 ⇑0.41% 797.8 | 798.50 ⇓0.48% | 807.0 | 794.0 # 16392 #
C: 809.0 ⇑1.89% 794.0 | 808.66 ⇑1.86% | 820.0 | 792.0 # 565 #
Karnaphuli Insur -A 10/100 E:3.98 P:17.44 BV:20.68 | 20%B :-1210
D: 69.40 ⇑3.58% 67.00 | 68.52 ⇑2.51% | 69.90 | 67.10 # 1403364 #
Rupali InsurA 10/100 E:7.39 P:23.36 BV:43.85 | 20%B :-1210
D: 172.6 ⇑9.31% 157.9 | 167.20 ⇑6.47% | 173.6 | 160.0 # 301740 #
C: 172.0 ⇑9.41% 157.2 | 165.00 ⇑4.76% | 173.0 | 159.0 # 32400 #
Federal Insur.-A 10/100 E:1.18 P:174.2 BV:13.48 | 12%B :-1210
D: 205.5 ⇑2.24% 201.0 | 209.74 ⇑4.57% | 218.0 | 203.0 # 366200 #
C: 208.0 ⇑2.61% 202.7 | 213.54 ⇑5.45% | 220.0 | 207.0 # 102800 #

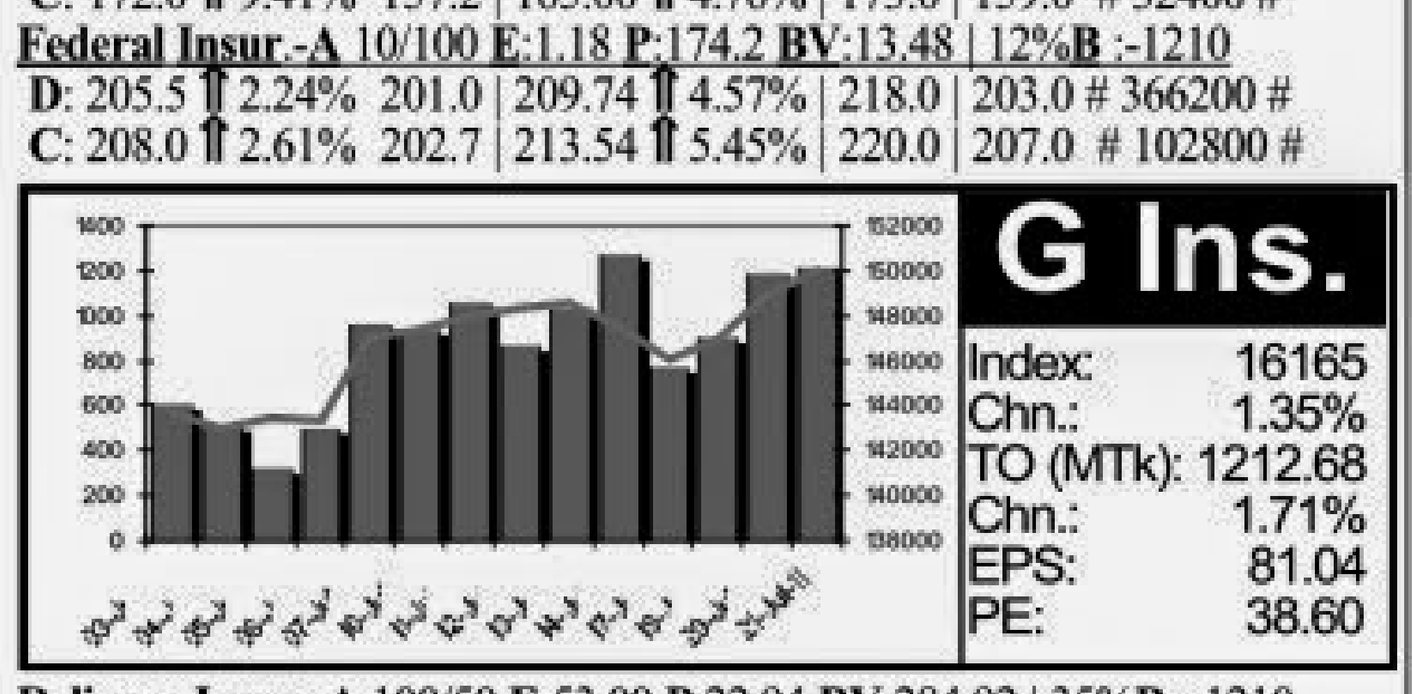

Reliance Insur -A 100/50 E:53.00 P:22.94 BV:284.92 | 35%B :-1210
D: 1216 ⇓0.18% 1218 | 1224 ⇓0.62% | 1243 | 1200 # 3237 #
C: 1169 ⇑6.27% 1100 | 1169 ⇑6.25% | 1169 | 1169 # 50 #
Purabi G Insu.A 100/50 E:78.70 P:19.68 BV:203.40 | 15%B :-1210
D: 1549 ⇑6.06% 1460 | 1543 ⇑7.32% | 1552 | 1518 # 8800 #
Pragati Gen. I -A 100/10 E:32.16 P:31.17 BV:460.00 | 15%,5%B :-1210
D: 1003 ⇓1.55% 1018 | 1002 ⇓2.42% | 1014 | 995.0 # 6342 #
C: 993.0 ⇑0.10% 992.0 | 992.68 ⇑0.27% | 993.0 | 991.0 # 65 #
Prime Insur -A 10/250 E:3.11 P:27.11 BV:12.33 | 30%B :-1210
D: 84.30 ⇑1.57% 83.00 | 83.54 ⇓0.25% | 85.00 | 81.70 # 288900 #
C: 86.00 ⇑1.30% 84.90 | 84.66 ⇑0.12% | 86.00 | 82.00 # 9025 #
Pioneer Insur -A 100/50 E:40.57 P:28.57 BV:234.48 | 25%B :-1210
D: 1159 ⇑2.00% 1136 | 1151 ⇑0.15% | 1180 | 1125 # 19867 #
C: 1115 ⇑6.19% 1050 | 1115 ⇑6.19% | 1115 | 1115 # 50 #
Mercantile Insur -A 100/50 E:18.47 P:32.57 BV:143.47 | 12%B :-1210
D: 601.5 ⇓0.95% 607.3 | 604.17 ⇓1.45% | 612.0 | 600.0 # 80802 #
C: 608.0 ⇓0.25% 609.5 | 604.64 ⇓2.03% | 614.0 | 596.0 # 3118 #
Agrani Insur. -A 100/50 E:15.90 P:36.38 BV:120.00 | 10%B :-1210
D: 578.5 ⇓0.60% 582.0 | 581.43 ⇓0.99% | 588.8 | 575.0 # 25415 #
Global Insur. -A 100/50 E:9.96 P:75.60 BV:118.18 | 10%B :-1210
D: 753.0 ⇓0.92% 760.0 | 755.97 ⇓1.55% | 765.0 | 750.0 # 35450 #

Nitol Insurance -A 100/50 E:19.12 P:37.94 BV:126.72 | 12.50%B :-1210
D: 725.5 ⇓1.89% 739.5 | 728.92 ⇓2.07% | 741.0 | 722.0 # 10200 #
C: 718.0 ⇓0.69% 723.0 | 720.87 ⇓0.31% | 722.0 | 718.0 # 1350 #
AsiaPasificInsu. -A 100/50 E:14.61 P:39.08 BV:151.92 | 10%B :-1209
D: 571.0 ⇓0.31% 572.8 | 573.74 ⇓0.91% | 579.0 | 569.0 # 71760 #
C: 572.0 ⇓0.52% 575.0 | 572.40 ⇓0.78% | 575.0 | 570.0 # 2850 #
SonarBanglaInsu. -A 100/50 E:14.82 P:38.78 BV:118.41 | 12%B :-1210
D: 574.8 ⇓0.43% 577.3 | 578.28 ⇓0.82% | 585.0 | 572.0 # 40200 #
C: 584.0 ⇑0.52% 581.0 | 583.64 ⇓0.38% | 590.0 | 575.0 # 1905 #
Paramount Insur-A 100/50 E:11.85 P:45.40 BV:121.82 | 10%B :-1210
D: 538.0 ⇑0.09% 537.5 | 538.45 ⇓1.23% | 544.5 | 535.0 # 14150 #
C: 538.0 ⇓1.10% 544.0 | 538.53 ⇓1.40% | 542.0 | 535.0 # 1150 #
City G Insu.-A 10/100 E:2.37 P:24.14 BV:13.54 | 12%B :-1210
D: 57.20 ⇑1.60% 56.30 | 56.78 ⇓0.33% | 57.80 | 55.90 # 1158874 #
C: 57.00 ⇑0.53% 56.70 | 56.76 ⇓1.05% | 57.00 | 56.00 # 83384 #
Continental Insur. -A 100/50 E:18.89 P:32.15 BV:133.79 | 5%, 7%B :-1210
D: 607.3 ⇓0.74% 611.8 | 610.63 ⇓0.97% | 617.0 | 604.0 # 86422 #
C: 610.0 ⇓0.49% 613.0 | 610.24 ⇓1.16% | 617.0 | 604.0 # 4872 #
Takaful Islami Insu-A 100/50 E:30.02 P:27.14 BV:150.67 | 15%B :-1210
D: 814.8 ⇓1.18% 824.5 | 817.60 ⇓1.48% | 827.0 | 811.0 # 17889 #
C: 823.0 ⇓1.08% 832.0 | 822.63 ⇓1.74% | 835.0 | 816.0 # 1417 #
Standard Insur.-A 100/50 E:18.61 P:29.59 BV:129.66 | 10% B :-1210
D: 550.8 ⇓0.63% 554.3 | 553.38 ⇓0.50% | 563.5 | 548.0 # 17805 #
C: 550.0 ⇓0.18% 551.0 | 553.71 ⇑0.61% | 560.0 | 547.0 # 2170 #
NorthernGInsur-A 100/50 E:9.99 P:69.72 BV:105.80 | 12%B :-1210
D: 696.5 ⇓1.17% 704.8 | 701.02 ⇓1.57% | 712.0 | 693.3 # 50994 #
C: 699.0 ⇓0.99% 706.0 | 695.95 ⇓1.81% | 706.0 | 691.0 # 2006 #
Republic Insu.-A 100/50 E:15.41 P:43.14 BV:120.81 | 10%B :-1210
D: 664.8 ⇓1.77% 676.8 | 668.87 ⇓1.97% | 686.0 | 663.3 # 32845 #
C: 670.0 ⇓1.22% 678.3 | 671.87 ⇓0.46% | 672.0 | 666.0 # 490 #
Asia Insu.-A 10/250 E:9.59 P:9.12 BV:19.90 | 25%B, 25% :-1210
D: 87.50 ⇑4.29% 83.90 | 85.67 ⇑1.66% | 88.00 | 83.20 # 1287775 #
C: 86.00 ⇑2.38% 84.00 | 85.39 ⇑1.08% | 87.00 | 84.00 # 106436 #
Islami Ins.BD-Z 100/50 E:18.29 P:33.31 BV:122.88 | 20%B :-1210
D: 609.3 ⇑0.74% 604.8 | 615.47 ⇑1.30% | 625.0 | 605.0 # 12800 #
C: 612.0 ⇑0.16% 611.0 | 622.18 ⇑0.94% | 630.0 | 610.0 # 950 #
Provati Ins.-Z 100/50 E:14.64 P:41.38 BV:139.58 | 12%B :-1210
D: 605.8 ⇑0.41% 603.3 | 605.68 ⇓0.33% | 618.8 | 600.3 # 17194 #
C: 614.0 ⇑0.49% 611.0 | 612.01 ⇓0.42% | 620.0 | 604.0 # 2552 #
Dhaka Ins. Ltd.-A 100/50 E:109.52 P:13.29 BV:293.26 | 100%B :-1210
D: 1455 ⇓2.98% 1500 | 1473 ⇓2.36% | 1500 | 1440 # 29600 #
C: 1474 ⇓2.64% 1514 | 1481 ⇓2.39% | 1507 | 1460 # 1600 #

LIFE INSURANCE

National Life I -A 100/5 E:123.40 P:61.36 BV:809.94 | 55%B :-1209
D: 7572 ⇑3.67% 7304 | 7471 ⇑2.43% | 7577 | 7340 # 6390 #
C: 7500 ⇑3.02% 7280 | 7490 ⇑2.57% | 7549 | 7301 # 235 #
Sandhani Life -A 10/50 E:3.40 P:80.15 BV:47.52 | 48%B :-1210
D: 272.5 ⇓0.26% 273.2 | 274.35 ⇑0.95% | 277.0 | 266.0 # 232300 #
C: 274.0 ⇑0.74% 272.0 | 274.78 ⇑1.30% | 278.0 | 273.0 # 7450 #
Popular Life I. -A 10/500 E:20.45 P:19.15 BV:60.17 | 35%B :-1209
D: 391.7 ⇑0.13% 391.2 | 391.67 ⇑0.61% | 395.0 | 385.0 # 39000 #
Fareast Is. Life -A 10/50 E:9.21 P:38.26 BV:60.79 | 45%B :-1209
D: 352.4 ⇓0.28% 353.4 | 353.77 ⇑0.12% | 357.0 | 350.2 # 288450 #
C: 354.0 ⇑1.40% 349.1 | 354.06 ⇑0.88% | 357.0 | 348.0 # 7600 #

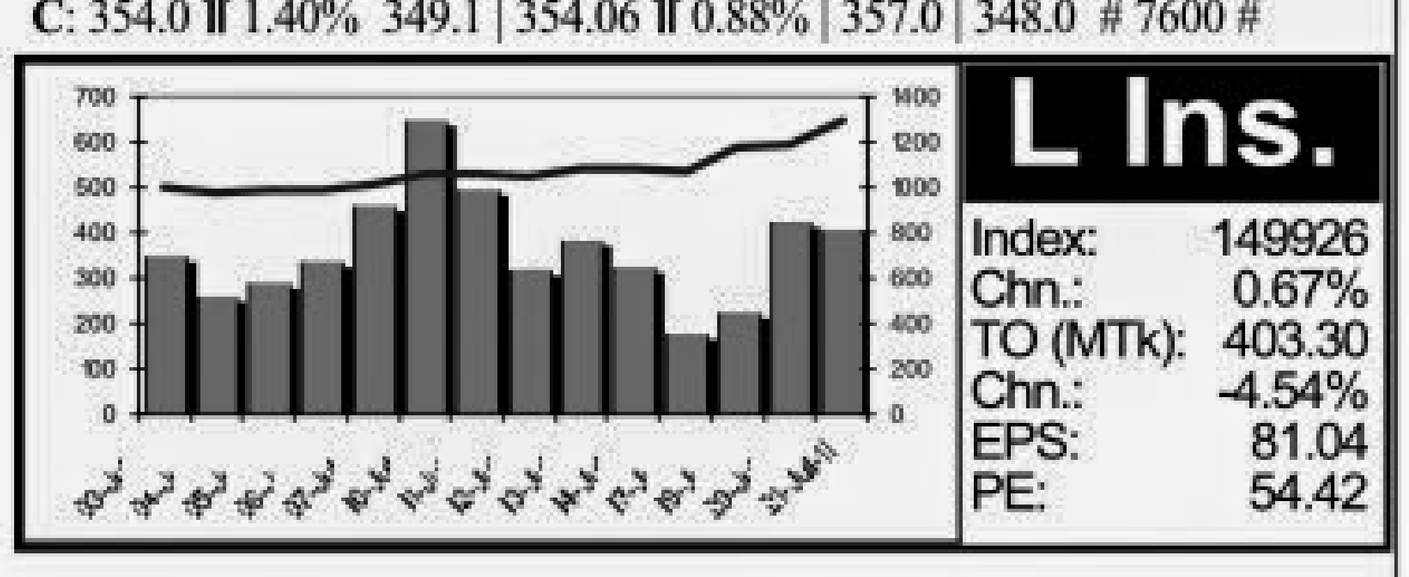

MeghnaLifeIns. -A 10/50 E:10.82 P:24.58 BV:48.87 | 35%B :-1209
D: 266.0 ⇓0.64% 267.7 | 267.31 ⇓0.35% | 271.0 | 262.9 # 342050 #
C: 265.0 ⇓1.27% 268.4 | 268.02 ⇓0.55% | 272.0 | 264.0 # 17600 #
Progressive Life-A 100/50 E:17.48 P:138.3 BV:260.53 | 12%B :-1210
D: 2417 ⇑0.49% 2405 | 2411 ⇓0.05% | 2424 | 2371 # 1600 #
PragatiLife Insu. -A 100/50 E:6.03 P:548.3 BV:301.50 | 10% :-1209
D: 3307 ⇓1.80% 3367 | 3306 ⇓1.86% | 3330 | 3302 # 950 #
Prime Is. Life -A 10/50 E:5.51 P:59.84 BV:27.10 | 35%B, 5% :-1209
D: 329.7 ⇓1.20% 333.7 | 329.20 ⇓0.78% | 335.9 | 325.9 # 104050 #
C: 325.0 ⇓1.52% 330.0 | 325.78 ⇓1.30% | 330.0 | 320.1 # 6000 #
RupaliLife Ins.-A 100/50 E:37.54 P:64.74 BV:312.48 | 10%B :-1209
D: 2430 ⇓0.13% 2434 | 2434 ⇓0.38% | 2475 | 2425 # 11100 #
C: 2425 ⇓0.33% 2433 | 2525 ⇑3.79% | 2554 | 2425 # 650 #

TELECOM

Grameenphone-A 10/200 E:7.93 P:27.21 BV:27.07 | 85% :-1210
D: 215.8 ⇑8.50% 198.9 | 211.83 ⇑7.53% | 216.4 | 203.0 # 3547075 #
C: 215.0 ⇑8.59% 198.0 | 211.25 ⇑7.50% | 215.0 | 200.0 # 396000 #

Travel & Leisure

UNITED AIR-B 10/100 E:1.49 P:37.25 BV:11.54 | 10%B :-611
D: 55.50 ⇑2.59% 54.10 | 56.53 ⇑6.04% | 58.20 | 54.80 # 10038420 #
C: 56.00 ⇑3.70% 54.00 | 56.73 ⇑6.52% | 59.00 | 56.00 # 1667950 #

MISCELLANEOUS

Aramit -A 10/50 E:9.67 P:47.68 BV:74.61 | 40% :-1210
D: 461.1 ⇑2.01% 452.0 | 455.43 ⇓0.30% | 470.0 | 449.9 # 40900 #
C: 452.0 ⇑0.00% 452.0 | 453.06 ⇓0.69% | 460.0 | 447.0 # 1150 #
BSC-A 100/5 E:66.71 P:33.25 BV:1014.30 | 10% :-610
D: 2218 ⇑1.16% 2193 | 2221 ⇑1.40% | 2250 | 2200 # 485 #
GQ Ball Pen A 10/50 E:5.30 P:48.09 BV:111.95 | 20%B :-1210
D: 254.9 ⇑1.51% 251.1 | 254.73 ⇑0.99% | 257.0 | 250.5 # 237849 #
C: 253.0 ⇑0.64% 251.4 | 255.42 ⇑1.50% | 259.0 | 252.0 # 9360 #
Usmania Glass -A 100/5 E:17.73 P:78.79 BV:355.35 | 21%, 20%B :-610
D: 1397 ⇑0.22% 1394 | 1398 ⇑0.05% | 1420 | 1394 # 830 #
C: 1410 ⇑3.22% 1366 | 1410 ⇑3.24% | 1410 | 1410 # 10 #

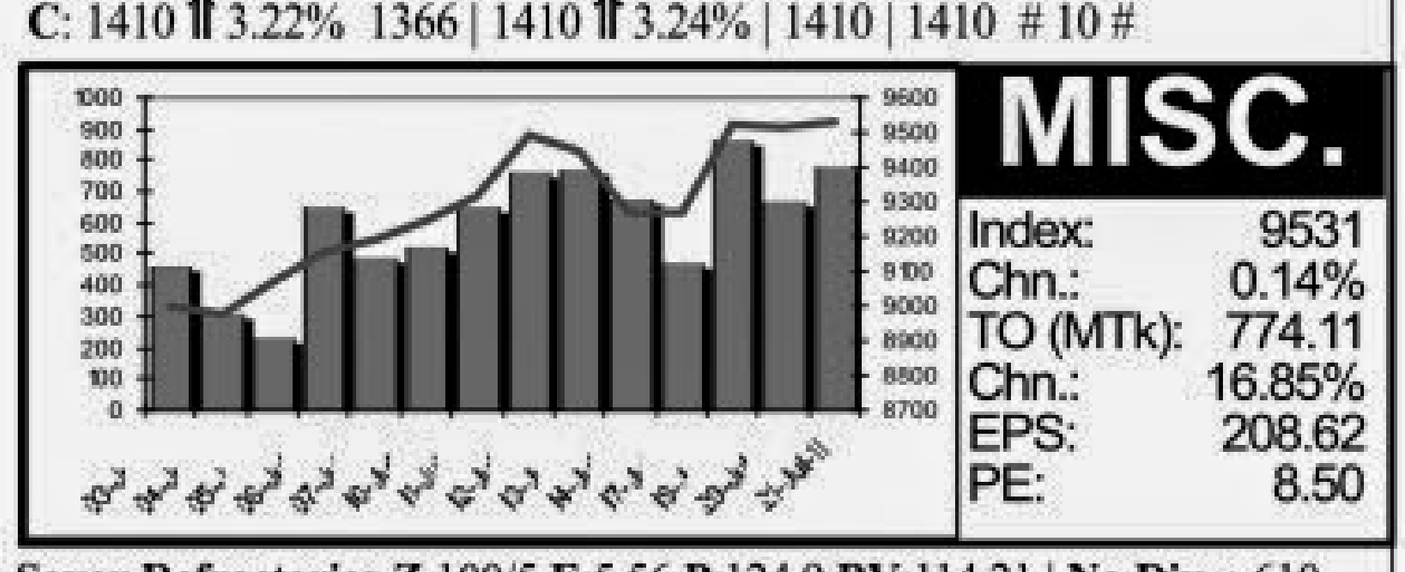

Savar Refractories-Z 100/5 E:5.56 P:124.9 BV:114.21 | No Div. :-610
D: 694.5 ⇓0.89% 700.8 | 697.14 ⇓0.41% | 719.0 | 681.0 # 175 #
BEXIMCO Ltd. -A 10/100 E:27.21 P:6.97 BV:62.57 | 50%B :-1210
D: 189.6 ⇑0.32% 189.0 | 191.08 ⇑0.45% | 193.1 | 189.0 # 2978816 #
C: 190.0 ⇑0.53% 189.0 | 191.26 ⇑0.49% | 193.0 | 189.0 # 225912 #
Sinobangla Indu.-A 10/500 E:1.19 P:46.22 BV:21.17 | 5% :-1009
D: 55.00 ⇑2.23% 53.80 | 55.31 ⇑1.84% | 56.30 | 53.90 # 753500 #
C: 55.00 ⇑1.85% 54.00 | 55.18 ⇑1.43% | 56.00 | 53.00 # 27500 #
Miracle Industries -B 10/500 E:0.87 P:40.23 BV:16.05 | 5%B :-610
D: 35.00 ⇑9.03% 32.10 | 34.54 ⇑6.41% | 35.30 | 32.30 # 849900 #
C: 35.00 ⇑9.38% 32.00 | 34.64 ⇑7.28% | 36.00 | 33.00 # 134075 #

BOND

IBBLMPB-A 1000/5 E:0.00 P: BV:1000.00 | :-1207
D: 936.8 ⇑0.86% 928.8 | 932.69 ⇑0.40% | 940.0 | 928.8 # 1040 #
C: 935.0 ⇑0.00% 935.0 | 933.75 ⇓0.07% | 935.0 | 933.0 # 30 #
ACI ZERO Bond-A 1000/4 E:0.00 P: BV:1000.00 | :-
D: 798.0 ⇓0.25% 800.0 | 799.02 ⇓0.38% | 813.0 | 793.0 # 204 #
C: 789.0 ⇓0.13% 790.0 | 787.91 ⇓0.26% | 791.0 | 781.0 # 44 #
Brac B.C. Bond-A 1000/5 E:0.00 P: BV:0.00 | :-
D: 1001 ⇓0.05% 1001 | 1000 ⇑0.00% | 1002 | 1000 # 60 #
C: 951.0 ⇑0.00% 951.0 | 950.50 ⇓0.07% | 970.0 | 905.0 # 30 #

NON TRADED ISSUES

Company	FV/ML (Tk./No.)	DSE LCP	DSE LTD	CSE LCP	CSE LTD
INVESTMENT					
2nd ICB M F-A	100/5	3840.00	19/07/11	4300.00	20/07/11
3rd ICB M F-A	100/5	2600.00	20/07/11	2500.00	14/07/11
4th ICB M F-A	100/10	2237.25	17/07/11	2300.00	11/07/11
7th ICB M F-A	100/50	1290.00	17/07/11	1279.50	31/03/11
FOOD & ALLIED					
Fahad Industries Ltd.	10/500	Not	Listed	5.00	14/09/10
Alpha Tobacco-Z	10/50	24.60	30/09/10	27.20	30/09/10
BLTC-Z	100/5	243.75	30/09/10	Not	Listed
E.L. Camellia	100/5	5787.50	21/06/07	Not	Listed
Yousuf Flour-B	10/50	23.80	10/03/08	Not	Listed
BD. Plantation-A	100/5	2400.00	23/09/10	Not	Listed
Hill Plantation-A	100/5	1617.75	19/08/10	Not	Listed
Dhaka Fisheries-B	100/50	323.25	19/10/10	330.00	06/09/10
Gulf Foods-Z	100/50	170.75	27/09/10	155.00	27/09/10
Modern Industries-Z	100/5	137.00	08/08/10	Not	Listed
FUEL & POWER					
Padma Oil Co.-A	10/100	733.20	29/03/11	733.60	29/03/11
TEXTILE					
Stylecraft-A	100/10	5825.00	20/07/11	Not	Listed
Quasem Silk Mills-Z	10/500	12.10	30/09/10	Not	Listed
Modern Dyeing-Z	100/5	333.25	17/07/11	Not	Listed
Apex Weaving-Z	100/50	154.00	19/10/10	159.50	19/10/10
Monno Fabrics-Z	100/50	77.50	19/10/10	72.25	19/10/10
PHARMA & CHEM.					
JMI-Bangla Co. Ltd.-B	100/50	Not	Listed	297.75	30/09/10
Bangla Process-B	100/5	1097.00	31/03/10	Not	Listed
Therapeutics-Z	100/10	410.25	30/09/10	420.00	20/09/10
Kohinoor Chem-A	100/50	2225.00	20/07/11	3500.00	03/11/10
PAPER and PACKAGING					
Azadi Printers-A	100/10	60.00	25/11/08	80.00	13/05/07
SERVICE					
BD.Hotels-A	10/50	13.20	21/09/08	Not	Listed
BD.Service-A	10/50	11.70	07/01/10	Not	Listed
MISCELLANEOUS					
Khaza Mosaic Tiles	10/500	Not	Listed	8.70	25/08/09
JAGO Corp. Ltd.	100/50	Not	Listed	39.75	30/09/10
The Engineers-A	100/5	111.00	01/12/04	Not	Listed
Himadri Ltd.-A	10/100	7.90	03/06/08	Not	Listed
Niloy Cement-Z	100/50	260.75	30/09/10	267.00	30/09/10
PadmaCement-Z	10/500	30.60	30/09/10	30.30	30/09/10
INSURANCE					
Delta Life Insu.-Z	100/5	39773.5	19/06/11	39500.0	19/06/11

LCP= Last Closing Price, LTD= Last Traded Date

Note: "Closing" is the Closing Price of the day. "LastDay" means price of the previous trading day. "Change%" indicates the price difference in percentage and ⇓⇑ mark indicate the direction. "Avgerage" prices indicate weighted average prices of all transactions of the day. "High" and "Low" indicate the highest and lowest transacted price of the day and it is reported in separate table. For the companies having no transaction on the day, the prices have been reported from the last transaction day. E=Earning per Share, P=Price Earning Ratio, BV=Book Value per Share, Category is mentioned beside company name. All EPS & BV are diluted/restated (in applicable cases). Sectoral PE and EPS are estimated to get a relative idea only and not calculated by any of the stock exchanges.Year end is mentioned beside the declared dividend figure which may not related to the year end of EPS & BV. EPS & BV would be updated after getting the audiated annual report of of that financial year. EPS/BV of Life Insurance was calculated by special formula which is approximate just to compair those figures among the companies under life insurance industry. These figures could not be compare with other industry's figures. Sectoral Index calculated by Chittagong Stock Exchange.

Prepared by & Copyright to: BUSINESS INFORMATION AUTOMATION SERVICE LINE (BIASL). All above information are collected from daily stock quotations and companies' published audited annual reports. High level of caution has been taken to collect and present the above information and data. The publisher will not take any responsibility if any body uses these information and data for his/her investment decision. For any query contact biasl@bol-online.com.Tel. 01552153562(At Working Days Only) or go to www.biasl.net