# TRADED ISSUES July 20, 2011

Company -Catagory Mark Face Value/Market Lot | EPS | PE | BV | Latest Dividend :- YearEnd
DSE/CSE: Closing ⇓⇑ Change % LastDay | Average |Change ⇓⇑ %| High | Low # Trade Volume (Share)

## BANK

AB Bank - A 100/5 E:108.23 P:8.21 BV:375.10 | 10%, 15%B :-1210
D: 888.3 ⇑ 0.34% 885.3 | 894.16 ⇑ 1.18% | 905.0 | 885.0 # 143768 #
C: 886.0 ⇑ 0.45% 882.0 | 891.29 ⇑ 1.15% | 899.0 | 882.0 # 29052 #
City Bank - A 100/5 E:45.65 P:13.99 BV:227.87 | 30%B :-1210
D: 638.8 ⇑ 2.90% 620.8 | 637.47 ⇑ 3.59% | 644.0 | 622.0 # 455221 #
C: 637.3 ⇑ 2.87% 619.5 | 634.28 ⇑ 3.00% | 645.0 | 624.0 # 57510 #
IFIC Bank - A 100/5 E:60.11 P:15.59 BV:208.26 | 27%B :-1210
D: 937.0 ⇑ 0.48% 932.5 | 947.47 ⇑ 1.97% | 954.8 | 928.0 # 108062 #
C: 938.0 ⇑ 0.97% 929.0 | 944.64 ⇑ 1.82% | 955.0 | 931.0 # 4480 #
Islami Bank - A 100/10 E:44.60 P:12.32 BV:234.76 | 35%B :-1210
D: 549.3 ⇑ 1.15% 543.0 | 553.16 ⇑ 2.10% | 558.0 | 543.5 # 290781 #
C: 547.0 ⇑ 0.92% 542.0 | 549.68 ⇑ 1.48% | 555.0 | 545.0 # 13744 #
National Bank - A 10/100 E:7.98 P:8.77 BV:22.21 | 95%B :-1210
D: 70.00 ⇑ 1.16% 69.20 | 70.38 ⇑ 2.51% | 71.00 | 69.70 # 3601800 #
C: 70.00 ⇑ 1.45% 69.00 | 70.10 ⇑ 2.23% | 79.00 | 69.00 # 254215 #

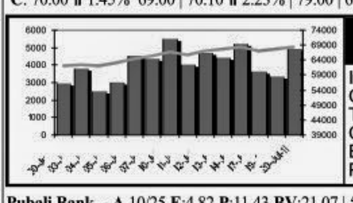

**BANK**
Index: 68269
Chn.: 0.92%
TO (MTk): 4906.26
Chn.: 46.68%
EPS: 46.25
PE: 11.53

Pubali Bank - A 10/25 E:4.82 P:11.43 BV:21.07 | 5%, 35%B :-1210
D: 55.10 ⇓ 0.36% 55.30 | 55.48 ⇑ 0.49% | 56.30 | 55.00 # 1736419 #
C: 55.00 ⇑ 0.00% 55.00 | 55.43 ⇑ 0.47% | 56.40 | 55.00 # 195363 #
Rupali Bank - A 100/10 E:43.65 P:38.94 BV:1029.20 | 10%B :-1210
D: 1700 ⇑ 5.13% 1617 | 1693 ⇑ 4.09% | 1717 | 1662 # 15294 #
C: 1696 ⇑ 3.99% 1631 | 1696 ⇑ 4.09% | 1710 | 1660 # 610 #
UCBL - A 10/50 E:6.00 P:9.95 BV:10.74 | 25%B :-1210
D: 59.70 ⇓ 0.17% 59.80 | 60.31 ⇑ 1.02% | 61.00 | 59.40 # 4988592 #
C: 60.00 ⇑ 0.00% 60.00 | 60.32 ⇑ 0.95% | 61.00 | 59.60 # 990629 #
Uttara Bank - A 10/25 E:5.40 P:16.31 BV:28.28 | 20%, 20%B :-1210
D: 88.10 ⇓ 0.34% 88.40 | 89.08 ⇑ 0.86% | 90.90 | 87.70 # 1244254 #
C: 89.00 ⇑ 1.14% 88.00 | 89.34 ⇑ 1.29% | 90.30 | 88.00 # 116376 #
ICB Is. Bank-Z 10/500 E:-2.04 P:-6.91 BV:-8.73 | No Div. :-1210
D: 14.10 ⇑ 0.00% 14.10 | 14.11 ⇑ 0.43% | 14.50 | 13.90 # 835500 #
Eastern Bank - A 10/200 E:5.54 P:12.09 BV:26.74 | 55%B :-1210
D: 67.00 ⇓ 0.74% 67.50 | 67.64 ⇓ 0.07% | 68.90 | 66.80 # 1516138 #
C: 66.90 ⇓ 1.04% 67.60 | 67.55 ⇓ 0.21% | 69.00 | 66.70 # 138420 #
Al Arafa Islami B-A 10/250 E:3.21 P:12.09 BV:13.03 | 26%B :-1210
D: 38.80 ⇓ 1.02% 39.20 | 39.30 ⇑ 1.68% | 39.90 | 38.60 # 2283604 #
C: 39.00 ⇑ 0.00% 39.00 | 39.52 ⇑ 2.04% | 40.20 | 39.00 # 214270 #
Prime Bank-A 10/250 E:5.69 P:8.88 BV:29.03 | 35%B, 5% :-1210
D: 50.50 ⇓ 0.20% 50.60 | 51.06 ⇑ 0.97% | 51.60 | 50.10 # 2112218 #
C: 50.90 ⇑ 0.20% 50.80 | 51.14 ⇑ 0.97% | 52.00 | 50.30 # 112146 #
Southeast Bank-A 100/50 E:37.67 P:8.99 BV:197.82 | 20%B,10% :-1210
D: 338.8 ⇑ 0.44% 337.3 | 342.80 ⇑ 1.92% | 347.0 | 337.5 # 651330 #
C: 341.0 ⇑ 1.26% 336.8 | 342.62 ⇑ 1.59% | 346.0 | 338.8 # 64022 #
Dhaka Bank -A 10/100 E:4.67 P:10.13 BV:18.33 | 35%B :-1210
D: 47.30 ⇑ 0.42% 47.10 | 47.53 ⇑ 0.85% | 47.90 | 47.00 # 1139216 #
C: 47.00 ⇑ 0.00% 47.00 | 47.43 ⇑ 0.85% | 48.00 | 35.00 # 57604 #
N C C Bank -A 10/250 E:4.04 P:9.26 BV:15.75 | 32%B :-1210
D: 37.40 ⇑ 0.27% 37.30 | 37.69 ⇑ 1.34% | 38.40 | 37.20 # 2245233 #
C: 38.00 ⇑ 2.70% 37.00 | 37.71 ⇑ 1.37% | 38.00 | 37.30 # 389796 #
Social Invest. B-A 10/250 E:1.89 P:15.87 BV:12.32 | 14%B :-1210
D: 30.00 ⇑ 3.45% 29.00 | 29.93 ⇑ 5.50% | 30.40 | 29.20 # 15918355 #
C: 30.00 ⇑ 3.45% 29.00 | 29.90 ⇑ 5.32% | 30.50 | 29.10 # 1669120 #
Dutch Ban. Bnk- A 100/50 E:100.12 P:16.91 BV:350.05 | 30% :-1210
D: 1694 ⇑ 0.59% 1684 | 1716 ⇑ 2.05% | 1735 | 1681 # 17350 #
C: 1692 ⇑ 0.53% 1683 | 1696 ⇑ 0.72% | 1710 | 1672 # 500 #
MutualTrust Bank-A 100/50 E:38.86 P:11.97 BV:172.16 | 20%B :-1210
D: 465.0 ⇓ 0.80% 468.8 | 471.34 ⇑ 0.90% | 476.5 | 462.0 # 198032 #
C: 469.0 ⇓ 0.21% 470.0 | 472.19 ⇑ 0.78% | 480.0 | 464.0 # 8956 #
Standard Bank -A 100/50 E:33.71 P:10.49 BV:138.50 | 28%B :-1210
D: 353.5 ⇑ 0.14% 353.0 | 356.97 ⇑ 1.58% | 363.0 | 351.5 # 305220 #
C: 356.0 ⇑ 1.42% 351.0 | 358.37 ⇑ 2.14% | 363.0 | 352.0 # 33680 #
One Bank -A 100/50 E:59.19 P:10.07 BV:152.55 | 55%B :-1210
D: 596.3 ⇑ 1.88% 585.3 | 597.48 ⇑ 2.39% | 606.0 | 588.5 # 877718 #
C: 596.8 ⇑ 1.83% 586.0 | 598.39 ⇑ 2.50% | 605.0 | 590.0 # 36872 #
Bank Asia -A 100/50 E:45.90 P:11.33 BV:167.94 | 40%B :-1210
D: 520.3 ⇑ 0.24% 519.0 | 523.20 ⇑ 0.86% | 528.0 | 517.3 # 94273 #
C: 518.0 ⇑ 0.88% 513.5 | 523.04 ⇑ 1.57% | 527.8 | 515.0 # 6800 #
Mercantile Bank -A 100/50 E:33.64 P:10.26 BV:169.61 | 22%B :-1210
D: 345.0 ⇓ 0.36% 346.3 | 347.97 ⇑ 0.89% | 354.0 | 342.3 # 380043 #
C: 346.0 ⇓ 0.29% 347.0 | 348.56 ⇑ 0.75% | 354.3 | 344.0 # 35896 #
EXIM Bank-A 10/100 E:3.95 P:8.68 BV:13.50 | 35%B :-1210
D: 34.30 ⇑ 0.29% 34.20 | 34.51 ⇑ 1.00% | 34.80 | 34.00 # 2867418 #
C: 35.00 ⇑ 2.94% 34.00 | 34.78 ⇑ 1.28% | 35.20 | 34.40 # 745055 #
Jamuna Bank -A 10/250 E:2.94 P:13.67 BV:23.56 | 22%B :-1210
D: 40.20 ⇑ 1.52% 39.60 | 40.30 ⇑ 2.94% | 40.70 | 39.90 # 4725383 #
C: 40.20 ⇑ 1.52% 39.60 | 40.32 ⇑ 2.83% | 40.70 | 40.00 # 276380 #
Brac Bank -A 100/50 E:56.81 P:9.28 BV:291.14 | 10%,20%B :-1210
D: 527.3 ⇑ 0.19% 526.3 | 531.50 ⇑ 1.47% | 538.5 | 525.0 # 151508 #
C: 528.0 ⇑ 0.81% 523.8 | 531.38 ⇑ 1.72% | 539.0 | 525.3 # 13620 #
Shahjalal Islami -A 10/50 E:4.65 P:8.67 BV:15.15 | 30%B :-1210
D: 40.30 ⇑ 0.75% 40.00 | 40.32 ⇑ 0.60% | 40.90 | 40.00 # 3836701 #
C: 40.00 ⇑ 0.00% 40.00 | 40.33 ⇑ 0.55% | 40.90 | 39.90 # 396005 #
Premier Bank -N 10/250 E:4.64 P:8.23 BV:15.65 | 31%B :-1210
D: 38.20 ⇑ 5.23% 36.30 | 37.88 ⇑ 4.93% | 38.50 | 36.40 # 4688902 #
C: 38.00 ⇑ 5.56% 36.00 | 37.94 ⇑ 4.81% | 38.80 | 36.60 # 596738 #
Trust Bank-A 100/50 E:47.90 P:11.22 BV:188.84 | 20%B :-1210
D: 537.3 ⇓ 0.09% 537.8 | 543.54 ⇑ 1.04% | 552.0 | 535.0 # 161618 #
C: 536.0 ⇓ 0.37% 538.0 | 545.34 ⇑ 1.16% | 552.0 | 531.3 # 12484 #
First Secu. Bk-A 10/100 E:2.08 P:16.44 BV:11.44 | 12%B :-1210
D: 34.20 ⇑ 1.18% 33.80 | 34.40 ⇑ 2.50% | 34.90 | 33.70 # 3345640 #
C: 34.00 ⇑ 0.00% 34.00 | 34.24 ⇑ 2.36% | 34.90 | 33.50 # 335940 #

## NON BANKING F I

IDLC Fin. -A 100/20 E:134.05 P:16.92 BV:351.53 | 35%,65%B :-1210
D: 2268 ⇓ 0.40% 2277 | 2284 ⇑ 0.54% | 2329 | 2200 # 13877 #
C: 2283 ⇑ 0.13% 2280 | 2291 ⇑ 0.63% | 2328 | 2271 # 1674 #
United Leasing - A 100/20 E:40.94 P:22.20 BV:171.14 | 7.5%,75%B :-1210
D: 909.0 ⇓ 0.90% 917.3 | 919.77 ⇑ 0.72% | 951.8 | 902.0 # 58205 #
Uttara Finance -A 10/50 E:16.02 P:11.87 BV:62.68 | 40%B :-1210
D: 190.1 ⇓ 1.40% 192.8 | 193.56 ⇑ 1.17% | 197.0 | 188.2 # 362514 #
C: 192.0 ⇓ 0.52% 193.0 | 194.26 ⇑ 1.70% | 197.8 | 191.1 # 18920 #
Midas Financing-A 100/50 E:12.89 P:97.21 BV:90.48 | 35%B :-610
D: 1253 ⇑ 4.79% 1196 | 1249 ⇑ 4.85% | 1260 | 1232 # 31600 #
C: 1257 ⇑ 4.32% 1205 | 1249 ⇑ 4.87% | 1279 | 1229 # 2200 #
First LeaseA 100/50 E:27.56 P:44.79 BV:157.60 | 25%B :-1210
D: 1235 ⇑ 2.30% 1207 | 1242 ⇑ 3.75% | 1260 | 1225 # 234136 #
C: 1236 ⇑ 2.06% 1211 | 1247 ⇑ 4.02% | 1279 | 1231 # 7100 #
People`sLeas.-A 10/100 E:5.41 P:23.36 BV:17.69 | 75%B :-1210
D: 126.4 ⇓ 0.16% 126.6 | 127.85 ⇑ 1.70% | 129.7 | 126.1 # 1824375 #
C: 126.5 ⇓ 0.39% 127.0 | 127.74 ⇑ 1.52% | 129.9 | 126.2 # 352325 #
Prime Finance-A 10/50 E:10.63 P:15.42 BV:21.47 | 80%B :-1210
D: 163.9 ⇓ 1.38% 166.2 | 166.18 ⇑ 0.02% | 170.0 | 163.0 # 370860 #
C: 166.0 ⇓ 0.60% 167.0 | 167.06 ⇑ 0.69% | 173.0 | 165.0 # 30650 #

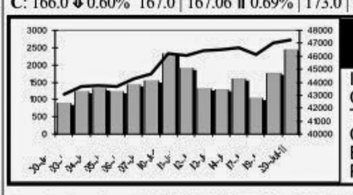

**NBFI**
Index: 47222
Chn.: 0.34%
TO (MTk): 2444.31
Chn.: 38.38%
EPS: 47.79
PE: 27.68

Premier Leasing-A 100/50 E:26.27 P:32.64 BV:124.21 | 20%B :-1210
D: 857.5 ⇑ 3.88% 825.5 | 859.83 ⇑ 4.87% | 868.0 | 835.0 # 187440 #
C: 858.0 ⇑ 4.25% 823.0 | 865.02 ⇑ 5.66% | 884.0 | 850.0 # 15150 #
Islamic Finance-A 100/50 E:18.03 P:30.35 BV:134.99 | 16%B :-1210
D: 547.3 ⇑ 2.10% 536.0 | 554.70 ⇑ 4.46% | 570.0 | 540.0 # 115522 #
C: 548.0 ⇑ 2.05% 537.0 | 553.56 ⇑ 4.14% | 560.0 | 544.0 # 11256 #
LankaBangla Fin. -A 10/500 E:4.21 P:51.05 BV:21.50 | 55%B :-1210
D: 214.9 ⇓ 1.51% 218.2 | 217.56 ⇓ 0.39% | 222.0 | 213.7 # 1084800 #
C: 215.0 ⇓ 1.38% 218.0 | 217.18 ⇓ 0.29% | 222.0 | 213.6 # 45700 #
B I F C -A 100/50 E:37.26 P:19.32 BV:137.21 | 25%B :-1210
D: 719.8 ⇑ 0.49% 716.3 | 729.18 ⇑ 2.88% | 746.0 | 699.0 # 70039 #
C: 728.8 ⇑ 2.57% 710.5 | 734.18 ⇑ 3.86% | 747.0 | 725.0 # 2750 #
I P D C -A 100/50 E:14.01 P:31.26 BV:208.63 | 10%B :-1210
D: 438.0 ⇓ 1.41% 444.3 | 442.61 ⇑ 0.33% | 455.0 | 435.5 # 58180 #
C: 440.0 ⇑ 0.23% 439.0 | 441.50 ⇑ 0.31% | 462.0 | 435.0 # 5100 #
Union Capital -A 10/500 E:5.98 P:17.79 BV:18.17 | 75%B :-1210
D: 106.4 ⇓ 0.19% 106.6 | 107.03 ⇑ 1.21% | 108.5 | 105.9 # 1252125 #
C: 107.0 ⇑ 0.00% 107.0 | 107.53 ⇑ 1.34% | 110.0 | 106.2 # 151000 #
BD Finance-A 10/100 E:4.58 P:26.24 BV:17.35 | 22%B :-1210
D: 120.2 ⇑ 7.32% 112.0 | 120.44 ⇑ 10.49% | 123.0 | 115.0 # 829064 #
C: 119.0 ⇑ 7.21% 111.0 | 119.42 ⇑ 9.88% | 125.0 | 100.0 # 201367 #
Intl. Leasing-A 100/50 E:42.12 P:35.29 BV:155.58 | 60%B :-1210
D: 1486 ⇓ 1.10% 1503 | 1523 ⇑ 1.48% | 1589 | 1470 # 154818 #
C: 1502 ⇓ 0.86% 1515 | 1543 ⇑ 2.31% | 1607 | 1470 # 19760 #
Phoenix Fin.-A 100/50 E:33.78 P:32.72 BV:226.76 | 35%B :-1210
D: 1105 ⇓ 0.41% 1110 | 1123 ⇑ 2.60% | 1150 | 1093 # 113577 #
C: 1107 ⇓ 0.09% 1108 | 1119 ⇑ 1.89% | 1150 | 1101 # 3017 #
FAS Fin. & Inv. Ltd-A 100/50 E:17.26 P:36.98 BV:186.27 | 15%B :-1210
D: 638.3 ⇑ 3.07% 619.3 | 644.06 ⇑ 5.33% | 659.8 | 628.0 # 74165 #
C: 645.0 ⇑ 4.45% 617.5 | 645.47 ⇑ 6.20% | 659.8 | 620.0 # 5647 #
Delta Brac HFCL-N 100/50 E:59.20 P:43.94 BV:238.40 | 10%, 25%B :-610
D: 2601 ⇑ 0.20% 2596 | 2630 ⇑ 2.55% | 2665 | 2590 # 25550 #
National H Fin.-N 100/50 E:31.16 P:41.32 BV:155.71 | 10%,10%B :-1210
D: 1288 ⇑ 5.02% 1226 | 1279 ⇑ 4.92% | 1303 | 1235 # 54115 #
C: 1298 ⇑ 6.05% 1224 | 1288 ⇑ 5.65% | 1301 | 1240 # 1200 #
Bay Leasing -A 100/50 E:72.26 P:16.99 BV:256.13 | 10%,50%B :-1210
D: 1228 ⇓ 1.46% 1246 | 1242 ⇓ 0.15% | 1272 | 1216 # 121976 #
C: 1237 ⇓ 0.72% 1246 | 1246 ⇓ 0.14% | 1277 | 1230 # 8604 #

## INVESTMENT

ICB -A 100/50 E:68.18 P:55.88 BV:230.00 | 15%, 25%B :-610
D: 3810 ⇓ 0.03% 3811 | 3810 ⇓ 0.04% | 3820 | 3805 # 1750 #
1st ICB M F -A 100/5 E:385.24 P:26.74 BV:3217.58 | 400% :-610
D: 10300 ⇑ 0.00% 10300 | 10300 ⇑ 0.00% | 10300 | 10300 # 15 #
3rd ICB M F-A 100/5 E:121.40 P:21.42 BV:415.05 | 140% :-610
D: 2600 ⇓ 1.48% 2639 | 2600 ⇓ 1.48% | 2600 | 2600 # 20 #
5th ICB M F-A 100/10 E:78.56 P:22.45 BV:508.06 | 100% :-610
D: 1764 ⇑ 0.41% 1756 | 1757 ⇑ 0.05% | 1798 | 1750 # 70 #
6th ICB M F-A 100/10 E:50.00 P:14.82 BV:196.03 | 75% :-610
D: 740.8 ⇓ 0.74% 746.3 | 745.63 ⇓ 0.23% | 750.0 | 737.3 # 3090 #
8th ICB M F-A 100/50 E:42.85 P:18.71 BV:215.35 | 65% :-610
D: 801.8 ⇓ 0.90% 809.0 | 801.88 ⇓ 0.91% | 807.0 | 796.0 # 1600 #
1st BSRS M F-A 100/50 E:18.87 P:84.86 BV:139.55 | 15% :-609
D: 1601 ⇓ 0.99% 1617 | 1598 ⇓ 0.64% | 1614 | 1587 # 4850 #
AIMS First -A 1/2500 E:0.47 P:18.49 BV:3.42 | 72.5% :-610
D: 8.69 ⇓ 0.91% 8.77 | 8.75 ⇓ 0.46% | 8.89 | 8.66 # 8045000 #
C: 9.00 ⇑ 0.00% 9.00 | 8.70 ⇓ 0.68% | 8.84 | 8.63 # 1521250 #
ICB AMCL 1stMF-A 100/50 E:70.78 P:9.59 BV:627.49 | 50% :-610
D: 678.8 ⇓ 0.55% 682.5 | 684.03 ⇓ 0.27% | 692.8 | 660.0 # 6450 #
ICB A. IslamicMF-A 100/50 E:49.76 P:7.35 BV:339.40 | 35% :-610
D: 365.5 ⇓ 1.88% 372.5 | 369.86 ⇓ 1.20% | 375.0 | 364.3 # 11050 #
Grameen M F 1-A 10/500 E:3.45 P:34.61 BV:34.65 | 71% :-609
D: 119.4 ⇑ 1.36% 117.8 | 119.79 ⇑ 1.67% | 121.9 | 118.0 # 689000 #
C: 119.0 ⇑ 1.71% 117.0 | 119.79 ⇑ 1.84% | 120.9 | 117.5 # 20500 #
ICB A. 1st NRB -A 100/50 E:49.98 P:9.15 BV:445.75 | 35% :-610
D: 457.5 ⇑ 2.58% 446.0 | 444.38 ⇓ 0.94% | 460.0 | 434.0 # 18950 #
ICB A. 2nd NRB -A 100/50 E:28.31 P:7.64 BV:211.44 | 22.0% :-610
D: 216.3 ⇓ 0.92% 218.3 | 218.24 ⇓ 0.03% | 224.0 | 215.3 # 160600 #
C: 217.0 ⇓ 0.46% 218.0 | 217.06 ⇓ 0.43% | 219.0 | 214.8 # 400 #

Grameen1 Sch 2 -A 10/500 E:1.20 P:23.00 BV:12.70 | 11.50% :-609
D: 27.60 ⇓ 1.78% 28.10 | 27.88 ⇓ 1.66% | 28.70 | 27.30 # 2224000 #
C: 28.00 ⇑ 0.00% 28.00 | 28.07 ⇓ 0.64% | 28.90 | 27.50 # 151000 #
Prime Fin. 1st MF-A 10/500 E:2.83 P:8.62 BV:26.31 | 20% :-1210
D: 24.40 ⇑ 0.00% 24.40 | 24.72 ⇓ 0.76% | 25.50 | 24.30 # 402500 #
C: 24.00 ⇓ 4.00% 25.00 | 24.43 ⇓ 3.36% | 24.70 | 24.20 # 20500 #
EBL 1st MF-A 10/500 E:0.00 P: BV:10.00 | :-
D: 16.00 ⇓ 1.84% 16.30 | 16.14 ⇓ 1.16% | 16.50 | 16.00 # 1119500 #
C: 16.00 ⇑ 0.00% 16.00 | 15.87 ⇓ 2.22% | 16.30 | 15.50 # 27000 #
AMCL 2nd MF-A 100/50 E:0.00 P: BV:100.00 | 14% :-610
D: 144.8 ⇓ 3.82% 150.5 | 147.74 ⇓ 2.58% | 154.0 | 141.3 # 33450 #
C: 146.0 ⇓ 2.01% 149.0 | 147.58 ⇓ 0.36% | 150.0 | 146.0 # 1350 #
ICB Emp.PMF-A 10/500 E:0.00 P: BV:10.00 | 11.50% :-610
D: 13.60 ⇓ 1.45% 13.80 | 13.66 ⇓ 1.94% | 14.00 | 13.50 # 592000 #
C: 14.00 ⇑ 0.00% 14.00 | 13.64 ⇓ 3.74% | 13.90 | 13.50 # 39000 #
Trust Bk 1st MF-A 10/500 E:0.00 P: BV:10.00 | :-
D: 14.40 ⇓ 1.37% 14.60 | 14.67 ⇓ 0.27% | 14.90 | 14.40 # 3654000 #
C: 15.00 ⇑ 0.00% 15.00 | 14.69 ⇓ 0.07% | 14.90 | 14.50 # 224000 #
Prime Bk 1st MF-A 10/500 E:0.00 P: BV:10.00 | 10% :-610
D: 10.90 ⇓ 0.91% 11.00 | 11.02 ⇓ 0.99% | 11.20 | 10.90 # 483500 #
C: 10.90 ⇓ 0.91% 11.00 | 11.05 ⇓ 0.36% | 11.20 | 10.90 # 30000 #
DBH 1st MF-A 10/500 E:0.00 P: BV:10.00 | 7% :-610
D: 14.10 ⇓ 2.76% 14.50 | 14.31 ⇓ 1.51% | 14.70 | 14.10 # 2034000 #
C: 14.00 ⇓ 6.67% 15.00 | 14.25 ⇓ 1.99% | 14.60 | 14.00 # 143000 #
IFIC 1st MF-A 10/500 E:0.00 P: BV:10.00 | :-
D: 13.40 ⇓ 2.19% 13.70 | 13.61 ⇓ 0.80% | 13.90 | 13.40 # 1429500 #
C: 14.00 ⇑ 0.00% 14.00 | 13.63 ⇓ 1.30% | 13.90 | 13.40 # 50500 #
Phoenix Fin. 1st MF-A 10/500 E:0.00 P: BV:10.00 | :-
D: 12.50 ⇓ 2.34% 12.80 | 12.73 ⇓ 0.78% | 12.90 | 12.50 # 635000 #
C: 13.00 ⇑ 0.00% 13.00 | 12.68 ⇓ 0.78% | 12.70 | 12.50 # 7500 #
ICB AMCL3rd NRB MF-A 10/500 E:0.00 P: BV:10.00 | :-
D: 11.10 ⇓ 2.63% 11.40 | 11.28 ⇓ 1.31% | 11.60 | 11.00 # 902000 #
C: 11.30 ⇓ 1.74% 11.50 | 11.28 ⇓ 1.57% | 11.40 | 11.20 # 42000 #
1st Janata Bank MF-A 10/500 E:0.00 P: BV:0.00 | :-
D: 9.90 ⇑ 2.06% 9.70 | 9.86 ⇑ 0.10% | 10.00 | 9.70 # 1535000 #
C: 9.70 ⇓ 1.02% 9.80 | 9.79 ⇓ 1.11% | 9.90 | 9.70 # 143000 #

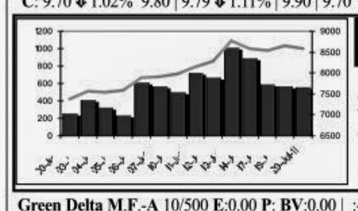

**I'VEST**
Index: 8574
Chn.: -0.80%
TO (MTk): 560.98
Chn.: -1.61%
EPS: 39.85
PE: 36.63

Green Delta M.F.-A 10/500 E:0.00 P: BV:0.00 | :-
D: 9.50 ⇓ 2.06% 9.70 | 9.56 ⇓ 1.34% | 9.70 | 9.50 # 1249500 #
C: 9.60 ⇓ 4.00% 10.00 | 9.61 ⇓ 0.83% | 9.80 | 9.40 # 49500 #
Popular Life 1st M.F.-A 10/500 E:0.00 P: BV:0.00 | :-
D: 9.20 ⇓ 1.08% 9.30 | 9.37 ⇑ 0.11% | 9.50 | 9.20 # 1840000 #
C: 10.00 ⇑ 11.11% 9.00 | 9.59 ⇑ 2.68% | 9.90 | 9.30 # 102000 #
IFIL Islamic M.F.1-A 10/500 E:0.00 P: BV:0.00 | :-
D: 8.70 ⇓ 1.14% 8.80 | 8.76 ⇓ 1.24% | 8.90 | 8.70 # 508000 #
C: 9.00 ⇑ 0.00% 9.00 | 8.78 ⇓ 1.57% | 8.90 | 8.50 # 91000 #
PHP 1st M. F.-A 10/500 E:0.00 P: BV:0.00 | :-
D: 9.00 ⇑ 1.12% 8.90 | 9.10 ⇑ 1.79% | 9.20 | 8.90 # 2229000 #
C: 9.00 ⇑ 0.00% 9.00 | 9.02 ⇑ 0.67% | 9.20 | 8.90 # 291000 #
AIBL 1st Is. M. F.-A 10/500 E:0.00 P: BV:0.00 | :-
D: 9.00 ⇓ 3.23% 9.30 | 9.12 ⇓ 2.67% | 9.40 | 9.00 # 385500 #
C: 9.00 ⇑ 0.00% 9.00 | 9.21 ⇓ 3.36% | 9.60 | 9.10 # 55500 #
MBL 1st M. F.-A 10/500 E:0.00 P: BV:0.00 | :-
D: 9.70 ⇓ 2.02% 9.90 | 9.82 ⇓ 1.80% | 10.00 | 9.40 # 5500 #
C: 10.00 ⇓ 9.09% 11.00 | 10.00 ⇓ 5.66% | 10.00 | 10.00 # 1000 #
S.B. 1st M. F.-A 10/500 E:0.00 P: BV:0.00 | :-
D: 9.70 ⇓ 1.02% 9.80 | 9.71 ⇓ 2.12% | 9.90 | 9.60 # 51500 #
C: 10.00 ⇑ 0.00% 10.00 | 9.80 ⇓ 1.51% | 10.00 | 9.30 # 3000 #
Reliance1 M.F.-A 10/500 E:0.00 P: BV:0.00 | :-
D: 11.70 ⇑ 0.00% 11.70 | 11.75 ⇓ 0.68% | 11.90 | 11.50 # 4000 #
2nd ICB M F -A 100/5 E:135.55 P: BV:480.33 | 200% :-610
C: 4300 ⇑ 20.79% 3560 | 4300 ⇑ 20.79% | 4300 | 4300 # 85 #

## ENGINEERING

Aftab Auto.-A 10/50 E:15.08 P:18.30 BV:55.51 | 10%, 30%B :-810
D: 275.9 ⇓ 0.54% 277.4 | 278.54 ⇑ 0.59% | 283.0 | 275.0 # 786190 #
C: 279.0 ⇑ 0.00% 279.0 | 279.71 ⇑ 0.56% | 284.4 | 277.5 # 172845 #
Aziz PipesZ 100/5 E:7.18 P:55.40 BV:-383.45 | No Div. :-1210
D: 397.8 ⇓ 0.87% 401.3 | 399.62 ⇑ 0.23% | 410.0 | 396.8 # 2605 #
Olympic Ind. -A 100/50 E:54.89 P:37.85 BV:144.42 | 10%, 50%B :-610
D: 2078 ⇑ 0.56% 2066 | 2101 ⇑ 2.39% | 2121 | 2070 # 36580 #
C: 2093 ⇑ 1.47% 2063 | 2094 ⇑ 2.14% | 2100 | 2085 # 755 #
Bangladesh Lamps -A 100/5 E:85.67 P:22.01 BV:1519.82 | 35% :-1210
D: 1885 ⇑ 0.19% 1882 | 1887 ⇑ 0.28% | 1900 | 1877 # 1510 #
Eastern Cables-B 100/10 E:6.82 P:98.97 BV:382.58 | 10% :-1210
D: 675.0 ⇓ 0.44% 678.0 | 675.26 ⇓ 0.26% | 678.0 | 675.0 # 5780 #
Monno Jutex -A 100/5 E:7.50 P:294.1 BV:1613.33 | 20%B :-610
D: 2206 ⇓ 1.11% 2230 | 2214 ⇓ 0.61% | 2235 | 2200 # 510 #
Monno Stafllers -A 100/5 E:39.09 P:59.82 BV:396.50 | 15% :-1210
D: 2338 ⇑ 0.40% 2329 | 2333 ⇑ 0.44% | 2360 | 2330 # 60 #
Singer BD -A 100/5 E:87.29 P:34.63 BV:799.77 | 600%, 75%B :-1210
D: 3023 ⇓ 0.53% 3039 | 3028 ⇑ 0.08% | 3060 | 3000 # 7849 #
C: 3036 ⇓ 0.16% 3041 | 3037 ⇑ 0.10% | 3067 | 3022 # 802 #
Atlas BD-A 10/50 E:16.19 P:22.87 BV:39.28 | 100%, 1B:3 :-610
D: 370.2 ⇑ 0.08% 369.9 | 371.18 ⇑ 0.48% | 373.9 | 368.2 # 69152 #

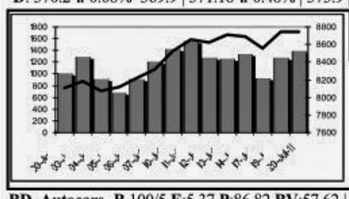

**ENGG**
Index: 8748
Chn.: 0.04%
TO (MTk): 1382.83
Chn.: 8.53%
EPS: 40.17
PE: 34.99

BD. Autocars -B 100/5 E:5.37 P:86.82 BV:57.62 | 5%B :-610
D: 466.3 ⇑ 0.11% 465.8 | 466.67 ⇑ 0.20% | 474.0 | 460.3 # 2445 #
Quasem Drycells -A 10/500 E:1.74 P:53.74 BV:22.53 | 20%B :-610
D: 93.50 ⇓ 0.64% 94.10 | 93.79 ⇓ 0.29% | 95.50 | 93.00 # 288590 #
C: 93.00 ⇓ 1.06% 94.00 | 93.70 ⇓ 0.53% | 96.00 | 93.10 # 21500 #
Renwick Jajneswar-Z 100/5 E:35.57 P:23.04 BV:-273.62 | 10% :-609
D: 819.5 ⇓ 1.29% 830.3 | 822.22 ⇓ 1.56% | 838.0 | 813.0 # 630 #
National Tubes -A 100/10 E:35.70 P:27.43 BV:297.85 | 25% :-610
D: 979.3 ⇑ 0.15% 977.8 | 981.44 ⇑ 0.28% | 990.0 | 975.0 # 2321 #
BD. Thai Alum -A 100/10 E:19.63 P:38.58 BV:424.80 | 25%B :-1210
D: 757.3 ⇑ 1.68% 744.8 | 759.70 ⇑ 2.48% | 765.0 | 749.0 # 193470 #
C: 756.0 ⇑ 1.34% 746.0 | 759.70 ⇑ 2.56% | 765.0 | 745.3 # 6447 #
Anwar Galvanizing -Z 100/50 E:0.13 P:2646 BV:75.55 | No Div. :-610
D: 344.0 ⇑ 1.78% 338.0 | 344.00 ⇑ 1.75% | 346.3 | 341.0 # 1000 #
Kay & Que (BD) -A 100/50 E:4.53 P:83.61 BV:105.22 | 5%B :-1210
D: 378.8 ⇓ 0.39% 380.3 | 381.01 ⇓ 0.62% | 386.0 | 377.0 # 4950 #
Rangpur Foundry -A 10/500 E:2.23 P:46.50 BV:15.29 | 21% :-1210
D: 103.7 ⇓ 2.08% 105.9 | 104.41 ⇓ 1.68% | 107.0 | 102.7 # 112500 #
C: 102.0 ⇓ 3.77% 106.0 | 104.78 ⇓ 1.05% | 108.0 | 102.1 # 2000 #
S. Alam Steel -A 100/50 E:16.30 P:40.09 BV:201.36 | 5%, 10%B :-910
D: 653.5 ⇑ 1.44% 644.3 | 656.62 ⇑ 3.22% | 664.0 | 645.0 # 201675 #
C: 656.0 ⇑ 2.14% 642.3 | 657.15 ⇑ 3.39% | 664.8 | 642.0 # 23165 #
Golden Son -A 10/500 E:3.22 P:25.56 BV:26.47 | 5%,10%B :-1210
D: 82.30 ⇑ 0.24% 82.10 | 81.86 ⇑ 0.65% | 83.00 | 80.80 # 2722424 #
C: 82.00 ⇑ 0.00% 82.00 | 81.71 ⇑ 0.76% | 82.80 | 80.30 # 113500 #
BSRM Steels-A 100/50 E:48.22 P:30.95 BV:65.59 | 20%B :-1210
D: 1492 ⇓ 1.13% 1509 | 1507 ⇑ 0.60% | 1529 | 1483 # 121690 #
C: 1503 ⇓ 0.53% 1511 | 1506 ⇑ 0.61% | 1525 | 1400 # 7060 #
Navana CNG-A 10/100 E:6.68 P:25.72 BV:21.07 | 10%, 20%B :-310
D: 171.8 ⇓ 0.12% 172.0 | 173.44 ⇑ 1.67% | 175.8 | 170.8 # 607660 #
C: 173.0 ⇑ 0.58% 172.0 | 173.43 ⇑ 1.13% | 175.0 | 172.0 # 58100 #
Deshbandhu Polymer-N 10/500 E:3.47 P:21.96 BV:13.63 | :-
D: 76.20 ⇑ 1.74% 74.90 | 75.36 ⇑ 1.78% | 76.90 | 74.00 # 914000 #
C: 76.00 ⇑ 1.33% 75.00 | 76.02 ⇑ 2.58% | 77.00 | 74.00 # 163500 #
National Polymer -A 100/10 E:24.27 P:33.56 BV:411.86 | 18% :-610
D: 814.5 ⇑ 1.46% 802.8 | 815.77 ⇑ 1.36% | 822.0 | 808.0 # 7800 #
C: 816.0 ⇑ 1.49% 804.0 | 815.62 ⇑ 1.80% | 820.0 | 811.0 # 170 #

## FOOD & ALLIED

Apex FoodsA 100/5 E:15.01 P:67.09 BV:704.00 | 12% :-610
D: 1007 ⇓ 0.89% 1016 | 1013 ⇓ 0.54% | 1027 | 1003 # 2160 #
C: 1006 ⇓ 0.69% 1013 | 1016 ⇑ 0.26% | 1020 | 1006 # 120 #
Bangas -A 100/5 E:14.61 P:116.1 BV:134.45 | 25%B :-610
D: 1696 ⇓ 0.