WEEKLY TRADED ISSUES July 10 - July 14, 2011

Company -Catagory Mark Face Value/Market Lot | EPS | PE | BV | Latest Dividend :- YearEnd
DSE/CSE: Closing ⇓⇑ Change % LastDay | Average |Change ⇓⇑ %| High | Low # Trade Volume (Share)

BANK

AB Bank - A 100/5 E:108.23 P:8.24 BV:375.10 | 10%, 15%B :-1210
D: 891.5 ⇑ 2.03% 873.8 | 893.84 ⇑ 3.64% | 907.5 | 875.0 # 706656 #
C: 890.0 ⇑ 2.30% 870.0 | 891.84 ⇑ 3.52% | 904.0 | 870.0 # 171400 #

City Bank - A 100/5 E:45.65 P:13.52 BV:227.87 | 30%B :-1210
D: 617.3 ⇑ 2.07% 604.8 | 616.12 ⇑ 3.55% | 625.0 | 591.3 # 1620548 #
C: 618.0 ⇑ 2.32% 604.0 | 615.83 ⇑ 3.96% | 625.0 | 595.0 # 128438 #

IFIC Bank - A 100/5 E:60.11 P:15.54 BV:208.26 | 27%B :-1210
D: 934.0 ⇑ 2.22% 913.8 | 939.11 ⇑ 4.94% | 968.0 | 915.5 # 578385 #
C: 943.0 ⇑ 2.17% 923.0 | 945.92 ⇑ 4.95% | 965.0 | 920.3 # 43103 #

Islami Bank - A 100/10 E:44.60 P:12.27 BV:234.76 | 35%B :-1210
D: 547.3 ⇓ 0.36% 549.3 | 550.48 ⇑ 1.03% | 560.0 | 542.3 # 1096041 #
C: 549.0 ⇑ 0.00% 549.0 | 550.42 ⇑ 1.27% | 560.0 | 536.3 # 71162 #

National Bank - A 10/100 E:7.98 P:8.66 BV:22.21 | 95%B :-1210
D: 69.10 ⇑ 4.07% 66.40 | 69.73 ⇑ 5.16% | 70.30 | 65.90 # 17026863 #
C: 70.00 ⇑ 4.48% 67.00 | 69.85 ⇑ 5.18% | 70.20 | 65.80 # 1909444 #

Pubali Bank - A 10/25 E:4.82 P:11.70 BV:21.07 | 5%, 35%B :-1210
D: 56.40 ⇑ 3.68% 54.40 | 56.62 ⇑ 4.10% | 57.00 | 53.90 # 10200672 #
C: 56.20 ⇑ 2.18% 55.00 | 56.43 ⇑ 3.64% | 56.90 | 54.00 # 1711362 #

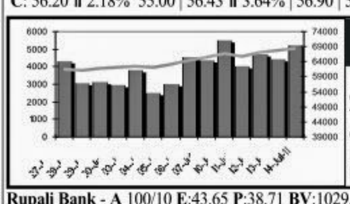

Rupali Bank - A 100/10 E:43.65 P:38.71 BV:1029.20 | 10%B :-1210
D: 1690 ⇑ 2.35% 1651 | 1697 ⇑ 2.78% | 1841 | 1673 # 86044 #
C: 1698 ⇑ 5.07% 1616 | 1715 ⇑ 6.12% | 1816 | 1691 # 10985 #

UCBL - A 10/50 E:6.00 P:10.18 BV:10.74 | 25%B :-1210
D: 61.10 ⇑ 5.71% 57.80 | 60.73 ⇑ 5.42% | 61.80 | 57.00 # 29491908 #
C: 61.00 ⇑ 5.17% 58.00 | 60.69 ⇑ 5.24% | 87.00 | 52.20 # 7697416 #

Uttara Bank - A 10/25 E:5.40 P:16.44 BV:28.28 | 20%, 20%B :-1210
D: 88.80 ⇑ 2.42% 86.70 | 89.84 ⇑ 5.68% | 93.40 | 87.00 # 8291026 #
C: 90.00 ⇑ 3.45% 87.00 | 90.09 ⇑ 5.76% | 92.90 | 87.40 # 1064366 #

ICB Is. Bank-Z 10/500 E:-2.04 P:-6.86 BV:-8.73 | No Div. :-1210
D: 14.00 ⇑ 17.65% 11.90 | 14.24 ⇑ 18.96% | 14.60 | 11.70 # 6229100 #

Eastern Bank - A 10/200 E:5.54 P:12.36 BV:26.74 | 55%B :-1210
D: 68.50 ⇑ 1.63% 67.40 | 68.99 ⇑ 2.77% | 69.40 | 66.00 # 7963256 #
C: 68.70 ⇑ 2.54% 67.00 | 68.90 ⇑ 2.62% | 69.60 | 66.00 # 650811 #

Al Arafa Islami B-A 10/250 E:3.21 P:12.34 BV:13.03 | 26%B :-1210
D: 39.60 ⇑ 10.92% 35.70 | 39.49 ⇑ 11.15% | 40.10 | 34.90 # 13375980 #
C: 40.00 ⇑ 11.11% 36.00 | 39.37 ⇑ 10.84% | 40.00 | 34.90 # 2159532 #

Prime Bank-A 10/250 E:5.69 P:9.07 BV:29.03 | 35%B, 5% :-1210
D: 51.60 ⇑ 6.39% 48.50 | 51.78 ⇑ 7.18% | 52.80 | 48.00 # 15182131 #
C: 51.00 ⇑ 6.25% 48.00 | 51.40 ⇑ 6.62% | 52.70 | 45.00 # 870391 #

Southeast Bank-A 100/50 E:37.67 P:9.13 BV:197.82 | 20%B,10% :-1210
D: 343.8 ⇑ 5.69% 325.3 | 345.06 ⇑ 6.65% | 347.0 | 326.5 # 3179287 #
C: 345.0 ⇑ 6.15% 325.0 | 345.08 ⇑ 6.65% | 348.0 | 326.0 # 430239 #

Dhaka Bank -A 10/100 E:4.67 P:10.39 BV:18.33 | 35%B :-1210
D: 48.50 ⇑ 8.74% 44.60 | 48.08 ⇑ 7.80% | 48.80 | 44.80 # 6968725 #
C: 48.00 ⇑ 6.67% 45.00 | 47.90 ⇑ 6.75% | 48.50 | 44.00 # 693764 #

N C C Bank -A 10/250 E:4.04 P:9.33 BV:15.75 | 32%B :-1210
D: 37.70 ⇑ 8.96% 34.60 | 38.00 ⇑ 10.24% | 38.60 | 34.30 # 16258183 #
C: 38.00 ⇑ 9.51% 34.70 | 38.07 ⇑ 10.19% | 41.00 | 34.00 # 3465337 #

Social Invest. B-A 10/250 E:1.89 P:14.76 BV:12.32 | 14%B :-1210
D: 27.90 ⇑ 9.84% 25.40 | 28.13 ⇑ 11.27% | 28.50 | 24.80 # 52453706 #
C: 28.00 ⇑ 7.69% 26.00 | 28.18 ⇑ 11.30% | 30.00 | 22.50 # 7394634 #

Dutch Ban. Bnk- A 100/50 E:100.12 P:17.22 BV:350.05 | 30% :-1210
D: 1724 ⇑ 3.09% 1672 | 1733 ⇑ 4.96% | 1830 | 1649 # 186840 #
C: 1723 ⇑ 2.68% 1678 | 1741 ⇑ 4.55% | 1800 | 1680 # 6866 #

MutualTrust Bank-A 100/50 E:38.86 P:12.29 BV:172.16 | 20%B :-1210
D: 477.8 ⇑ 6.88% 447.0 | 477.59 ⇑ 8.30% | 485.0 | 460.0 # 1289854 #
C: 479.3 ⇑ 6.98% 448.0 | 479.11 ⇑ 7.88% | 498.0 | 455.0 # 115942 #

Standard Bank -A 100/50 E:33.71 P:10.49 BV:138.50 | 28%B :-1210
D: 353.8 ⇑ 5.68% 334.8 | 354.24 ⇑ 7.16% | 358.0 | 333.5 # 1557666 #
C: 353.0 ⇑ 6.33% 332.0 | 354.36 ⇑ 7.64% | 358.0 | 332.0 # 220562 #

One Bank -A 100/50 E:59.19 P:9.71 BV:152.55 | 55%B :-1210
D: 574.8 ⇑ 4.07% 552.3 | 574.51 ⇑ 6.46% | 589.5 | 546.3 # 3272734 #
C: 576.0 ⇑ 3.60% 556.0 | 574.18 ⇑ 6.53% | 587.0 | 547.0 # 177205 #

Bank Asia -A 100/50 E:45.90 P:11.43 BV:167.94 | 40%B :-1210
D: 524.5 ⇑ 3.76% 505.5 | 521.45 ⇑ 5.23% | 539.8 | 500.0 # 394833 #
C: 521.0 ⇑ 3.78% 502.0 | 521.56 ⇑ 6.52% | 539.8 | 490.0 # 34731 #

Mercantile Bank -A 100/50 E:33.64 P:10.53 BV:169.61 | 22%B :-1210
D: 354.3 ⇑ 8.50% 326.5 | 356.68 ⇑ 10.10% | 360.0 | 327.0 # 2745012 #
C: 355.0 ⇑ 8.90% 326.0 | 356.50 ⇑ 10.32% | 360.0 | 55.00 # 339917 #

EXIM Bank-A 10/100 E:3.95 P:8.84 BV:13.50 | 35%B :-1210
D: 34.90 ⇑ 6.73% 32.70 | 35.00 ⇑ 7.39% | 35.30 | 32.00 # 19715909 #
C: 35.00 ⇑ 6.06% 33.00 | 35.18 ⇑ 7.45% | 42.00 | 32.00 # 4317468 #

Jamuna Bank -A 10/250 E:2.94 P:13.13 BV:23.56 | 22%B :-1210
D: 38.60 ⇑ 9.35% 35.30 | 39.33 ⇑ 11.13% | 40.00 | 35.00 # 1830758 0 #
C: 38.90 ⇑ 8.96% 35.70 | 39.15 ⇑ 10.16% | 41.00 | 30.80 # 1594883 #

Brac Bank -A 100/50 E:56.81 P:9.34 BV:291.14 | 10%,20%B :-1210
D: 530.8 ⇑ 3.16% 514.5 | 532.15 ⇑ 5.21% | 545.0 | 517.0 # 993159 #
C: 530.5 ⇑ 3.41% 513.0 | 533.18 ⇑ 5.58% | 549.0 | 519.8 # 102165 #

Shahjalal Islami -A 10/50 E:4.65 P:8.86 BV:15.15 | 30%B :-1210
D: 41.20 ⇑ 7.57% 38.30 | 41.38 ⇑ 8.10% | 42.00 | 37.80 # 18407964 #
C: 41.00 ⇑ 7.89% 38.00 | 41.37 ⇑ 7.90% | 42.00 | 36.00 # 2326612 #

Premier Bank -N 10/250 E:4.64 P:7.89 BV:15.65 | 31%B :-1210
D: 36.60 ⇑ 7.65% 34.00 | 36.93 ⇑ 8.71% | 37.20 | 33.80 # 9912281 #
C: 37.00 ⇑ 8.19% 34.20 | 37.10 ⇑ 9.25% | 37.60 | 30.00 # 1889851 #

Trust Bank-A 100/50 E:47.90 P:11.39 BV:188.84 | 20%B :-1210
D: 545.5 ⇑ 3.41% 527.5 | 546.63 ⇑ 6.54% | 567.0 | 530.0 # 1203210 #
C: 549.0 ⇑ 4.17% 527.0 | 548.54 ⇑ 6.74% | 566.5 | 535.3 # 84312 #

First Secu. Bk-A 10/100 E:2.08 P:16.15 BV:11.44 | 12%B :-1210
D: 33.60 ⇑ 12.37% 29.90 | 33.69 ⇑ 14.67% | 34.50 | 29.80 # 20397426 #
C: 34.00 ⇑ 13.33% 30.00 | 33.68 ⇑ 14.17% | 34.30 | 29.80 # 2100150 #

NON BANKING F I

IDLC Fin. -A 100/20 E:134.05 P:17.01 BV:351.53 | 35%,65%B :-1210
D: 2281 ⇑ 5.55% 2161 | 2297 ⇑ 7.50% | 2380 | 2190 # 149263 #
C: 2302 ⇑ 7.12% 2149 | 2302 ⇑ 7.89% | 2369 | 2190 # 10514 #

United Leasing - A 100/20 E:40.94 P:22.45 BV:171.14 | 7.5%,75%B :-1210
D: 919.3 ⇑ 8.56% 846.8 | 923.46 ⇑ 8.66% | 945.0 | 857.0 # 296269 #

Uttara Finance -A 10/50 E:16.02 P:11.87 BV:62.68 | 40%B :-1210
D: 190.1 ⇑ 2.81% 184.9 | 190.78 ⇑ 2.80% | 197.0 | 185.2 # 1259373 #
C: 191.0 ⇑ 3.24% 185.0 | 190.78 ⇑ 3.26% | 198.0 | 170.0 # 58012 #

Midas Financing-A 100/50 E:12.89 P:89.84 BV:90.48 | 35%B :-610
D: 1158 ⇑ 2.71% 1128 | 1159 ⇑ 1.19% | 1249 | 1140 # 100240 #
C: 1163 ⇑ 1.93% 1141 | 1163 ⇓ 0.23% | 1240 | 1150 # 5800 #

First LeaseA 100/50 E:27.56 P:42.12 BV:157.60 | 25%B :-1210
D: 1161 ⇑ 2.45% 1133 | 1175 ⇑ 3.85% | 1195 | 1140 # 536203 #
C: 1171 ⇑ 3.90% 1127 | 1177 ⇑ 4.23% | 1200 | 1100 # 10997 #

People`sLeas.-A 10/100 E:5.41 P:23.20 BV:17.69 | 75%B :-1210
D: 125.5 ⇑ 2.03% 123.0 | 126.60 ⇑ 2.56% | 128.5 | 122.2 # 8597057 #
C: 126.0 ⇑ 2.44% 123.0 | 126.86 ⇑ 2.60% | 129.3 | 123.0 # 1570800 #

Prime Finance-A 10/50 E:10.63 P:15.56 BV:21.47 | 80%B :-1210
D: 165.4 ⇑ 5.15% 157.3 | 166.69 ⇑ 5.65% | 172.5 | 158.2 # 2229262 #
C: 166.0 ⇑ 5.06% 158.0 | 167.05 ⇑ 5.39% | 172.8 | 158.0 # 216550 #

Premier Leasing-A 100/50 E:26.27 P:30.68 BV:124.21 | 20%B :-1210
D: 806.0 ⇑ 2.51% 786.3 | 813.53 ⇑ 2.80% | 834.0 | 784.5 # 444161 #
C: 808.8 ⇑ 2.37% 790.0 | 816.84 ⇑ 2.81% | 840.0 | 790.0 # 31960 #

Islamic Finance-A 100/50 E:18.03 P:28.56 BV:134.99 | 16%B :-1210
D: 515.0 ⇑ 6.63% 483.0 | 520.60 ⇑ 7.52% | 535.0 | 478.0 # 433862 #
C: 519.0 ⇑ 7.56% 482.5 | 520.28 ⇑ 7.17% | 540.0 | 494.0 # 43408 #

LankaBangla Fin. -A 10/500 E:4.21 P:51.40 BV:21.50 | 55%B :-1210
D: 216.4 ⇓ 0.87% 218.3 | 217.73 ⇓ 0.74% | 224.9 | 213.6 # 4324365 #
C: 216.8 ⇓ 0.55% 218.0 | 218.12 ⇓ 0.48% | 226.2 | 213.5 # 273775 #

B I F C -A 100/50 E:37.26 P:18.32 BV:137.21 | 25%B :-1210
D: 682.8 ⇑ 5.69% 646.0 | 695.08 ⇑ 7.12% | 705.0 | 652.0 # 241707 #
C: 681.0 ⇑ 6.07% 642.0 | 691.24 ⇑ 6.59% | 699.0 | 651.3 # 8963 #

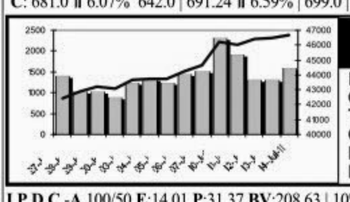

I P D C -A 100/50 E:14.01 P:31.37 BV:208.63 | 10%B :-1210
D: 439.5 ⇑ 2.87% 427.3 | 446.64 ⇑ 3.64% | 462.0 | 427.3 # 246523 #
C: 440.0 ⇑ 3.04% 427.0 | 444.89 ⇑ 2.97% | 464.0 | 428.0 # 27599 #

Union Capital -A 10/500 E:5.98 P:17.64 BV:18.17 | 75%B :-1210
D: 105.5 ⇑ 2.23% 103.2 | 106.06 ⇑ 1.90% | 108.6 | 103.1 # 4706462 #
C: 106.0 ⇑ 2.91% 103.0 | 106.94 ⇑ 2.38% | 118.0 | 102.0 # 716137 #

BD Finance-A 10/100 E:4.58 P:22.97 BV:17.35 | 22%B :-1210
D: 105.2 ⇑ 10.97% 94.80 | 105.65 ⇑ 11.53% | 108.0 | 95.00 # 1985802 #
C: 105.0 ⇑ 10.53% 95.00 | 105.89 ⇑ 11.59% | 109.9 | 95.00 # 512021 #

Intl. Leasing-A 100/50 E:42.12 P:35.35 BV:155.58 | 60%B :-1210
D: 1489 ⇑ 11.93% 1330 | 1502 ⇑ 12.86% | 1522 | 1349 # 312084 #
C: 1510 ⇑ 13.96% 1325 | 1501 ⇑ 12.86% | 1512 | 1360 # 10234 #

Phoenix Fin.-A 100/50 E:33.78 P:32.01 BV:226.76 | 35%B :-1210
D: 1081 ⇑ 5.46% 1025 | 1086 ⇑ 5.20% | 1100 | 1027 # 457034 #
C: 1087 ⇑ 6.78% 1018 | 1090 ⇑ 5.27% | 1120 | 1007 # 14009 #

FAS Fin. & Inv. Ltd-A 100/50 E:17.26 P:33.95 BV:186.27 | 15%B :-1210
D: 586.0 ⇑ 4.78% 559.3 | 593.78 ⇑ 5.63% | 607.0 | 551.0 # 140701 #
C: 581.0 ⇑ 3.75% 560.0 | 590.57 ⇑ 5.60% | 608.0 | 562.0 # 13547 #

Delta Brac HFCL-N 100/50 E:59.20 P:42.09 BV:238.40 | 10%, 25%B :-610
D: 2492 ⇓ 0.32% 2500 | 2516 ⇑ 0.53% | 2569 | 2470 # 89558 #
C: 2501 ⇑ 0.81% 2481 | 2523 ⇑ 1.68% | 2585 | 2493 # 530 #

National H Fin.-N 100/50 E:31.16 P:37.69 BV:155.71 | 10%,10%B :-1210
D: 1175 ⇑ 1.58% 1156 | 1197 ⇑ 3.64% | 1225 | 1153 # 116150 #
C: 1180 ⇑ 2.43% 1152 | 1185 ⇑ 2.84% | 1234 | 1144 # 2150 #

Bay Leasing -A 100/50 E:72.26 P:17.30 BV:256.13 | 10%,50%B :-1210
D: 1250 ⇑ 5.42% 1186 | 1260 ⇑ 5.88% | 1298 | 1190 # 662006 #
C: 1249 ⇑ 5.13% 1188 | 1260 ⇑ 5.61% | 1339 | 1198 # 55197 #

INVESTMENT

ICB -A 100/50 E:68.18 P:56.21 BV:230.00 | 15%, 25%B :-610
D: 3833 ⇑ 3.77% 3693 | 3842 ⇑ 3.99% | 3896 | 3680 # 9617 #
C: 3677 ⇑ 5.00% 3502 | 3666 ⇑ 4.67% | 3677 | 3620 # 125 #

1st ICB M F -A 100/5 E:385.24 P:26.74 BV:3217.58 | 400% :-610
D: 10300 ⇓ 1.57% 10464 | 10300 ⇓ 1.57% | 10300 | 10300 # 20 #

2nd ICB M F -A 100/5 E:135.55 P:28.88 BV:480.33 | 200% :-610
D: 3915 ⇓ 2.73% 4025 | 3915 ⇓ 2.73% | 4070 | 3900 # 365 #

3rd ICB M F-A 100/5 E:121.40 P:21.73 BV:415.05 | 140% :-610
D: 2638 ⇑ 2.05% 2585 | 2638 ⇑ 1.46% | 2638 | 2600 # 135 #
C: 2500 ⇓ 1.38% 2535 | 2500 ⇓ 1.36% | 2500 | 2500 # 140 #

4th ICB M F-A 100/10 E:114.28 P:19.69 BV:586.36 | 125% :-610
D: 2250 ⇓ 4.60% 2151 | 2250 ⇑ 4.60% | 2250 | 2156 # 50 #
C: 2300 ⇓ 1.29% 2330 | 2300 ⇓ 1.29% | 2300 | 2300 # 100 #

5th ICB M F-A 100/10 E:78.56 P:22.34 BV:508.06 | 100% :-610
D: 1755 ⇑ 2.35% 1715 | 1756 ⇑ 2.32% | 1770 | 1663 # 1640 #

6th ICB M F-A 100/10 E:50.00 P:15.14 BV:196.03 | 75% :-610
D: 757.0 ⇑ 9.71% 690.0 | 754.77 ⇑ 8.61% | 770.0 | 677.0 # 18850 #
C: 751.0 ⇑ 17.16% 641.0 | 750.67 ⇑ 17.20% | 751.0 | 650.0 # 70 #

7th ICB M F-A 100/50 E:50.00 P:25.49 BV:271.70 | 70% :-610
D: 1275 ⇑ 1.96% 1250 | 1273 ⇑ 1.69% | 1290 | 1245 # 605 #

8th ICB M F-A 100/50 E:42.85 P:18.77 BV:215.35 | 65% :-610
D: 804.5 ⇑ 9.27% 736.3 | 808.79 ⇑ 8.76% | 816.0 | 760.0 # 10000 #

1st BSRS M F-A 100/50 E:18.87 P:85.41 BV:139.55 | 15% :-609
D: 1612 ⇑ 9.20% 1476 | 1617 ⇑ 9.74% | 1648 | 1480 # 52450 #

AIMS First -A 1/2500 E:0.47 P:18.32 BV:3.42 | 72.5% :-610
D: 8.61 ⇑ 9.68% 7.85 | 8.71 ⇑ 9.84% | 8.87 | 7.75 # 68753700 #
C: 9.00 ⇑ 12.50% 8.00 | 8.72 ⇑ 9.41% | 8.95 | 7.82 # 12729300 #

ICB AMCL1stMF-A 100/50 E:70.78 P:9.93 BV:627.49 | 50% :-610
D: 702.8 ⇑ 3.80% 677.0 | 699.33 ⇑ 4.18% | 715.0 | 674.0 # 20450 #
C: 608.0 ⇑ 0.16% 607.0 | 607.50 ⇑ 0.08% | 607.5 | 607.5 # 50 #

ICB A. IslamicMF-A 100/50 E:49.76 P:7.48 BV:339.40 | 35% :-610
D: 372.3 ⇑ 3.91% 358.3 | 375.88 ⇑ 5.61% | 390.0 | 355.0 # 72350 #

Grameen M F 1-A 10/500 E:3.45 P:31.77 BV:34.65 | 71% :-609
D: 109.6 ⇑ 15.49% 94.90 | 111.64 ⇑ 17.16% | 115.9 | 96.50 # 3321000 #
C: 111.0 ⇑ 18.09% 94.00 | 112.70 ⇑ 18.88% | 115.9 | 96.00 # 144500 #

ICB A. 1st NRB -A 100/50 E:49.98 P:8.98 BV:445.75 | 35% :-610
D: 449.0 ⇑ 5.46% 425.8 | 453.22 ⇑ 6.18% | 467.0 | 430.0 # 66700 #
C: 461.0 ⇑ 16.71% 395.0 | 461.25 ⇑ 16.92% | 461.3 | 420.0 # 350 #

ICB A. 2nd NRB -A 100/50 E:28.31 P:7.75 BV:211.44 | 22.0% :-610
D: 219.5 ⇑ 6.04% 207.0 | 222.43 ⇑ 8.20% | 232.8 | 206.5 # 927700 #
C: 221.0 ⇑ 7.80% 205.0 | 226.51 ⇑ 11.09% | 235.0 | 207.0 # 17950 #

Grameen1 Sch.2 -A 10/500 E:1.20 P:22.00 BV:12.70 | 11.50% :-609
D: 26.40 ⇑ 12.82% 23.40 | 27.11 ⇑ 15.26% | 28.40 | 23.40 # 11268500 #
C: 26.00 ⇑ 11.59% 23.30 | 27.20 ⇑ 16.69% | 28.50 | 23.40 # 1053500 #

Prime Fin. 1st MF-A 10/500 E:2.83 P:8.59 BV:26.31 | 20% :-1210
D: 24.30 ⇑ 9.95% 22.10 | 24.99 ⇑ 11.36% | 26.20 | 21.00 # 3698000 #
C: 25.00 ⇑ 14.16% 21.90 | 24.76 ⇑ 11.53% | 25.60 | 22.20 # 161000 #

EBL 1st MF-A 10/500 E:0.00 P: BV:10.00 | :-
D: 15.70 ⇑ 6.80% 14.70 | 16.11 ⇑ 8.70% | 17.00 | 14.50 # 8117500 #
C: 16.00 ⇑ 6.67% 15.00 | 16.07 ⇑ 9.62% | 16.90 | 14.50 # 290500 #

AMCL 2nd MF-A 100/50 E:0.00 P: BV:100.00 | 14% :-610
D: 151.3 ⇑ 8.62% 139.3 | 154.95 ⇑ 10.82% | 158.3 | 137.5 # 334700 #
C: 152.0 ⇑ 9.35% 139.0 | 153.08 ⇑ 9.41% | 155.0 | 129.3 # 12350 #

ICB Emp.PMF-A 10/500 E:0.00 P: BV:10.00 | 11.50% :-610
D: 14.00 ⇑ 4.48% 13.40 | 14.20 ⇑ 4.18% | 14.80 | 13.10 # 3625000 #
C: 14.00 ⇑ 0.00% 14.00 | 14.24 ⇑ 5.40% | 14.90 | 13.00 # 177000 #

Trust Bk 1st MF-A 10/500 E:0.00 P: BV:10.00 | :-
D: 14.40 ⇑ 6.67% 13.50 | 14.71 ⇑ 9.12% | 15.20 | 13.20 # 29189000 #
C: 15.00 ⇑ 15.38% 13.00 | 14.76 ⇑ 10.81% | 15.50 | 13.30 # 1511500 #

Prime Bk 1st MF-A 10/500 E:0.00 P: BV:10.00 | 10% :-610
D: 11.00 ⇑ 6.80% 10.30 | 11.35 ⇑ 9.56% | 12.20 | 10.30 # 2894000 #
C: 11.00 ⇑ 4.76% 10.50 | 11.43 ⇑ 9.06% | 12.20 | 10.10 # 267500 #

DBH 1st MF-A 10/500 E:0.00 P: BV:10.00 | 7% :-610
D: 14.20 ⇑ 6.77% 13.30 | 14.65 ⇑ 10.82% | 15.40 | 12.90 # 16278500 #
C: 14.00 ⇑ 7.69% 13.00 | 14.79 ⇑ 13.07% | 15.40 | 12.70 # 1130500 #

IFIC 1st MF-A 10/500 E:0.00 P: BV:10.00 | :-
D: 13.30 ⇑ 4.72% 12.70 | 13.65 ⇑ 8.42% | 14.20 | 12.40 # 12807500 #
C: 14.00 ⇑ 7.69% 13.00 | 13.91 ⇑ 10.93% | 14.70 | 12.50 # 311500 #

Phoenix Fin. 1st MF-A 10/500 E:0.00 P: BV:10.00 | :-
D: 12.60 ⇑ 2.44% 12.30 | 12.95 ⇑ 4.02% | 13.50 | 12.10 # 4598500 #
C: 13.00 ⇑ 0.00% 13.00 | 13.03 ⇑ 4.49% | 13.60 | 12.20 # 47500 #

ICB AMCL3rd NRB MF-A 10/500 E:0.00 P: BV:10.00 | :-
D: 11.40 ⇑ 9.62% 10.40 | 11.72 ⇑ 12.80% | 12.00 | 10.20 # 8095500 #
C: 12.00 ⇑ 20.00% 10.00 | 11.78 ⇑ 14.48% | 12.20 | 10.00 # 498000 #

1st Janata Bank MF-A 10/500 E:0.00 P: BV:0.00 | :-
D: 9.90 ⇑ 8.79% 9.10 | 10.11 ⇑ 10.13% | 10.50 | 8.90 # 8486500 #
C: 10.20 ⇑ 12.09% 9.10 | 10.23 ⇑ 12.17% | 10.80 | 9.00 # 1247000 #

Green Delta M.F.-A 10/500 E:0.00 P: BV:0.00 | :-
D: 9.70 ⇑ 11.49% 8.70 | 9.88 ⇑ 11.76% | 10.20 | 8.50 # 12033500 #
C: 9.70 ⇑ 10.23% 8.80 | 9.84 ⇑ 12.07% | 10.40 | 8.60 # 554000 #

Popular Life 1st M.F.-A 10/500 E:0.00 P: BV:0.00 | :-
D: 9.40 ⇑ 6.82% 8.80 | 9.55 ⇑ 7.18% | 10.10 | 8.80 # 10973000 #
C: 9.40 ⇑ 4.44% 9.00 | 9.48 ⇑ 6.88% | 9.90 | 8.50 # 601500 #

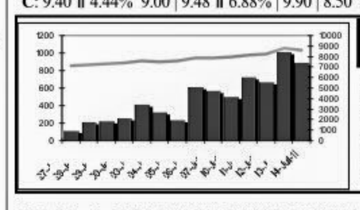

IFIL Islamic M.F.1-A 10/500 E:0.00 P: BV:0.00 | :-
D: 9.00 ⇑ 11.11% 8.10 | 9.26 ⇑ 12.24% | 9.60 | 8.00 # 5191000 #
C: 9.00 ⇑ 8.43% 8.30 | 9.03 ⇑ 9.32% | 9.30 | 8.00 # 737000 #

PHP 1st M. F.-A 10/500 E:0.00 P: BV:0.00 | :-
D: 9.20 ⇑ 8.24% 8.50 | 9.43 ⇑ 11.60% | 9.80 | 8.30 # 12342500 #
C: 9.20 ⇑ 9.52% 8.40 | 9.39 ⇑ 10.99% | 9.70 | 8.30 # 2138500 #

AIBL 1st Is. M. F.-A 10/500 E:0.00 P: BV:0.00 | :-
D: 9.40 ⇑ 8.05% 8.70 | 9.72 ⇑ 18.68% | 10.20 | 8.80 # 4457500 #
C: 9.00 ⇑ 0.00% 9.00 | 9.85 ⇑ 9.81% | 10.30 | 8.70 # 597000 #

MBL 1st M. F.-A 10/500 E:0.00 P: BV:0.00 | :-
D: 9.90 ⇑ 8.79% 9.10 | 9.21 ⇑ 0.99% | 10.00 | 8.70 # 5064500 #
C: 11.00 ⇑ 35.80% 8.10 | 10.60 ⇑ 31.35% | 10.60 | 8.50 # 2500 #

S.B. 1st M. F.-A 10/500 E:0.00 P: BV:0.00 | :-
D: 9.70 ⇑ 7.78% 9.00 | 10.10 ⇑ 10.38% | 10.70 | 8.90 # 1129500 #
C: 11.00 ⇑ 22.22% 9.00 | 11.03 ⇑ 22.56% | 11.10 | 9.00 # 8500 #

EBL NRB M.F.-A 10/500 E:0.00 P: BV:0.00 | :-
D: 10.20 ⇑ 0.99% 10.10 | 10.24 ⇑ 1.39% | 10.60 | 10.10 # 143000 #

Reliance1 M.F.-A 10/500 E:0.00 P: BV:0.00 | :-
D: 12.20 ⇓ 3.94% 12.70 | 12.29 ⇑ 4.86% | 13.00 | 11.10 # 114500 #
C: 12.00 ⇓ 7.69% 13.00 | 12.00 ⇓ 11.31% | 12.00 | 12.00 # 500 #

ENGINEERING

Aftab Auto.-A 10/50 E:15.08 P:18.34 BV:55.51 | 10%, 30%B :-810
D: 276.6 ⇑ 1.77% 271.8 | 279.38 ⇑ 1.94% | 282.9 | 270.2 # 4393570 #
C: 278.0 ⇑ 2.21% 272.0 | 279.47 ⇑ 1.92% | 312.0 | 265.0 # 666637 #

Aziz PipesZ 100/5 E:7.18 P:56.65 BV:-383.45 | No Div. :-1210
D: 406.8 ⇑ 8.98% 373.3 | 408.92 ⇑ 9.82% | 417.0 | 368.0 # 19715 #
C: 400.0 ⇑ 7.24% 373.0 | 400.00 ⇑ 7.67% | 400.0 | 360.0 # 440 #

Olympic Ind. -A 100/50 E:54.89 P:37.25 BV:144.42 | 10%, 50%B :-610
D: 2045 ⇑ 4.79% 1951 | 2062 ⇑ 4.61% | 2115 | 1951 # 175907 #
C: 2030 ⇑ 2.89% 1973 | 2057 ⇑ 4.25% | 2084 | 1950 # 4600 #

Bangladesh Lamps -A 100/5 E:85.67 P:22.64 BV:1519.82 | 35% :-1210
D: 1939 ⇑ 13.13% 1714 | 1975 ⇑ 14.78% | 2011 | 1760 # 17435 #
C: 1990 ⇑ 17.06% 1700 | 1990 ⇑ 17.06% | 1990 | 1775 # 75 #

Eastern Cables-B 100/10 E:6.82 P:99.41 BV:382.58 | 10% :-1210
D: 678.0 ⇑ 3.79% 653.3 | 677.55 ⇑ 3.81% | 685.0 | 643.3 # 27950 #
C: 657.8 ⇓ 0.34% 660.0 | 657.80 ⇓ 0.59% | 679.0 | 657.0 # 1640 #

Monno Jutex -A 100/5 E:7.50 P:305.4 BV:1613.33 | 20%B :-610
D: 2291 ⇑ 2.51% 2235 | 2291 ⇑ 2.66% | 2345 | 2228 # 1370 #

Monno Stafllers -A 100/5 E:39.09 P:61.68 BV:396.50 | 15% :-1210
D: 2411 ⇑ 2.80% 2346 | 2411 ⇑ 2.23% | 2480 | 2336 # 435 #

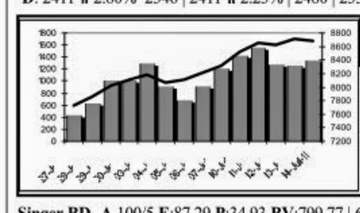

Singer BD -A 100/5 E:87.29 P:34.93 BV:799.77 | 600%, 75%B :-1210
D: 3049 ⇑ 7.49% 2837 | 3057 ⇑ 8.55% | 3120 | 2844 # 56731 #
C: 3067 ⇑ 8.87% 2817 | 3078 ⇑ 9.42% | 3199 | 2825 # 7179 #

Atlas BD-A 10/50 E:16.19 P:22.97 BV:39.28 | 100%, 1B:3 :-610
D: 371.9 ⇑ 3.36% 359.8 | 374.45 ⇑ 4.29% | 378.0 | 356.0 # 466871 #

BD. Autocars -B 100/5 E:5.37 P:87.38 BV:57.62 | 5%B :-610
D: 469.3 ⇑ 4.28% 450.0 | 472.35 ⇑ 4.48% | 498.3 | 450.0 # 20426 #

Quasem Drycells -A 10/500 E:1.74 P:53.45 BV:22.53 | 20%B :-610
D: 93.00 ⇑ 4.73% 88.80 | 94.60 ⇑ 5.57% | 96.00 | 88.20 # 1798092 #
C: 94.00 ⇑ 5.62% 89.00 | 93.88 ⇑ 4.43% | 95.60 | 88.60 # 80200 #

Renwick Jajneswar-Z 100/5 E:35.57 P:23.44 BV:-273.62 | 10% :-609
D: 833.8 ⇑ 2.24% 815.5 | 832.14 ⇑ 2.01% | 840.0 | 805.0 # 2075 #

National Tubes -A 100/10 E:35.70 P:27.83 BV:297.85 | 25% :-610
D: 993.5 ⇑ 3.36% 961.3 | 994.02 ⇑ 3.95% | 999.0 | 959.0 # 11077 #

BD. Thai Alum -A 100/10 E:19.63 P:37.88 BV:424.80 | 25%B :-1210
D: 743.5 ⇑ 2.06% 728.5 | 746.74 ⇑ 2.28% | 759.0 | 723.0 # 799229 #
C: 740.0 ⇑ 1.72% 727.5 | 746.29 ⇑ 2.16% | 758.0 | 721.5 # 45873 #

Anwar Galvanizing -Z 100/50 E:0.13 P:2619 BV:75.55 | No Div. :-610
D: 340.5 ⇑ 7.16% 317.8 | 340.00 ⇑ 6.90% | 354.0 | 320.0 # 11200 #
C: 350.0 ⇑ 11.11% 315.0 | 350.00 ⇑ 11.11% | 350.0 | 341.0 # 200 #

Kay & Que (BD) -A 100/50 E:4.53 P:84.71 BV:105.22 | 5%B :-1210
D: 383.8 ⇑ 3.58% 370.5 | 386.50 ⇑ 4.11% | 409.3 | 371.5 # 53922 #
C: 385.0 ⇑ 3.49% 372.0 | 385.00 ⇑ 3.49% | 412.0 | 377.5 # 2800 #

Rangpur Foundry -A 10/500 E:2.23 P:45.38 BV:15.29 | 21% :-1210
D: 101.2 ⇑ 13.71% 89.00 | 103.46 ⇑ 15.35% | 107.0 | 91.50 # 718510 #
C: 101.6 ⇑ 12.89% 90.00 | 102.84 ⇑ 14.96% | 106.0 | 93.40 # 28500 #

S. Alam Steel -A 100/