WEEKLY TRADED ISSUES July 03 - July 07, 2011

Company -Catagory Mark Face Value/Market Lot | EPS | PE | BV | Latest Dividend :- YearEnd
DSE/CSE: Closing ⇓⇑ Change % LastDay | Average |Change ⇓⇑ %| High | Low # Trade Volume (Share)

BANK

AB Bank - A 100/5 E:108.23 P:8.07 BV:375.10 | 10%, 15%B :-1210
D: 873.8 ⇑ 2.67% 851.0 | 862.46 ⇑ 1.97% | 880.0 | 832.0 # 764262 #
C: 870.0 ⇑ 2.84% 846.0 | 861.53 ⇑ 2.03% | 874.5 | 835.0 # 158739 #
City Bank - A 100/5 E:45.65 P:13.25 BV:227.87 | 30%B :-1210
D: 604.8 ⇑ 6.14% 569.8 | 595.01 ⇑ 4.73% | 608.0 | 556.0 # 1868187 #
C: 604.0 ⇑ 6.10% 569.3 | 592.38 ⇑ 4.06% | 605.0 | 557.0 # 155498 #
IFIC Bank - A 100/5 E:60.11 P:15.20 BV:208.26 | 27%B :-1210
D: 913.8 ⇑ 14.29% 799.5 | 894.93 ⇑ 13.37% | 933.0 | 790.0 # 672709 #
C: 923.0 ⇑ 15.95% 796.0 | 901.31 ⇑ 14.31% | 935.0 | 790.0 # 39856 #
Islami Bank - A 100/10 E:44.60 P:12.32 BV:234.76 | 35%B :-1210
D: 549.3 ⇑ 7.17% 512.5 | 544.85 ⇑ 8.46% | 551.0 | 513.0 # 1289901 #
C: 549.0 ⇑ 7.65% 510.0 | 543.52 ⇑ 8.06% | 550.0 | 513.0 # 98756 #
National Bank - A 10/100 E:7.98 P:8.32 BV:22.21 | 95%B :-1210
D: 66.40 ⇑ 1.84% 65.20 | 66.31 ⇑ 2.71% | 67.30 | 65.00 # 15109662 #
C: 67.00 ⇑ 3.08% 65.00 | 66.41 ⇑ 3.06% | 85.00 | 61.00 # 2069771 #
Pubali Bank - A 10/25 E:4.82 P:11.29 BV:21.07 | 5%, 35%B :-1210
D: 54.40 ⇓ 1.63% 55.30 | 54.39 ⇓ 1.25% | 56.80 | 53.90 # 8608992 #
C: 55.00 ⇓ 0.18% 55.10 | 54.45 ⇓ 0.89% | 60.00 | 50.00 # 1442627 #

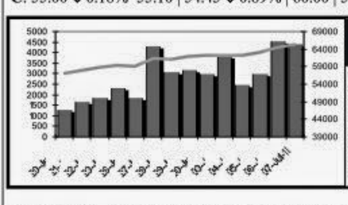

Rupali Bank - A 100/10 E:43.65 P:37.82 BV:1029.20 | 10%B :-1210
D: 1651 ⇑ 17.81% 1401 | 1651 ⇑ 17.63% | 1651 | 1418 # 44934 #
C: 1616 ⇑ 15.26% 1402 | 1616 ⇑ 15.26% | 1633 | 1400 # 1424 #
UCBL - A 10/50 E:6.00 P:9.63 BV:10.74 | 25%B :-1210
D: 57.80 ⇓ 1.70% 58.80 | 57.61 ⇓ 1.25% | 59.80 | 57.10 # 20699974 #
C: 58.00 ⇓ 1.69% 59.00 | 57.67 ⇓ 1.10% | 60.00 | 50.00 # 5184997 #
Uttara Bank - A 10/25 E:5.40 P:16.06 BV:28.28 | 20%, 20%B :-1210
D: 86.70 ⇑ 9.19% 79.40 | 85.01 ⇑ 7.32% | 87.00 | 78.00 # 8302306 #
C: 87.00 ⇑ 10.13% 79.00 | 85.18 ⇑ 7.39% | 88.00 | 70.00 # 1356622 #
ICB Is. Bank-Z 10/500 E:-2.04 P:-5.83 BV:-8.73 | No Div. :-1210
D: 11.90 ⇑ 6.25% 11.20 | 11.97 ⇑ 6.31% | 12.10 | 11.20 # 2538000 #
Eastern Bank - A 10/200 E:5.54 P:12.17 BV:26.74 | 55%B :-1210
D: 67.40 ⇓ 0.74% 67.90 | 67.13 ⇓ 0.56% | 68.50 | 65.30 # 6446656 #
C: 67.00 ⇓ 1.18% 67.80 | 67.14 ⇓ 0.56% | 70.00 | 61.70 # 616178 #
Al Arafa Islami B-A 10/250 E:3.21 P:11.12 BV:13.03 | 26%B :-1210
D: 35.70 ⇑ 4.39% 34.20 | 35.53 ⇑ 4.50% | 36.00 | 34.20 # 9352134 #
C: 36.00 ⇑ 5.88% 34.00 | 35.52 ⇑ 4.90% | 37.00 | 20.00 # 3245745 #
Prime Bank-A 10/250 E:5.69 P:8.52 BV:29.03 | 35%B, 5% :-1210
D: 48.50 ⇑ 2.11% 47.50 | 48.31 ⇑ 2.66% | 48.80 | 46.70 # 13059743 #
C: 48.00 ⇑ 2.13% 47.00 | 48.21 ⇑ 2.97% | 48.80 | 44.00 # 820323 #
Southeast Bank-A 100/50 E:37.67 P:8.63 BV:197.82 | 20%B,10% :-1210
D: 325.3 ⇑ 1.48% 320.5 | 323.53 ⇑ 1.78% | 327.0 | 314.3 # 2377549 #
C: 325.0 ⇑ 1.80% 319.3 | 323.55 ⇑ 1.86% | 327.0 | 315.0 # 312167 #
Dhaka Bank -A 10/100 E:4.67 P:9.55 BV:18.33 | 35%B :-1210
D: 44.60 ⇓ 0.22% 44.70 | 44.60 ⇑ 0.25% | 45.60 | 43.80 # 3710818 #
C: 45.00 ⇓ 0.00% 45.00 | 44.87 ⇑ 0.79% | 50.00 | 40.00 # 421218 #
N C C Bank -A 10/250 E:4.04 P:8.56 BV:15.75 | 32%B :-1210
D: 34.60 ⇑ 2.06% 33.90 | 34.47 ⇑ 2.25% | 34.90 | 33.20 # 8252100 #
C: 34.70 ⇑ 2.06% 34.00 | 34.55 ⇑ 2.52% | 38.00 | 29.00 # 1912135 #
Social Invest. B-A 10/250 E:1.89 P:13.44 BV:12.32 | 14%B :-1210
D: 25.40 ⇑ 11.89% 22.70 | 25.28 ⇑ 12.06% | 25.90 | 23.20 # 46264611 #
C: 26.00 ⇑ 13.04% 23.00 | 25.32 ⇑ 12.23% | 37.00 | 22.00 # 7180107 #
Dutch Ban. Bnk- A 100/50 E:100.12 P:16.70 BV:350.05 | 30% :-1210
D: 1672 ⇑ 16.84% 1431 | 1651 ⇑ 16.28% | 1677 | 1443 # 176811 #
C: 1678 ⇑ 18.84% 1412 | 1665 ⇑ 17.95% | 1678 | 1443 # 8350 #
MutualTrust Bank-A 100/50 E:38.86 P:11.50 BV:172.16 | 20%B :-1210
D: 447.0 ⇑ 18.65% 376.8 | 440.97 ⇑ 17.39% | 447.0 | 362.5 # 904784 #
C: 448.0 ⇑ 20.03% 373.3 | 444.11 ⇑ 18.67% | 447.8 | 361.0 # 65898 #
Standard Bank -A 100/50 E:33.71 P:9.93 BV:138.50 | 28%B :-1210
D: 334.8 ⇑ 2.21% 327.5 | 330.57 ⇑ 1.65% | 338.0 | 318.0 # 1251428 #
C: 332.0 ⇑ 1.84% 326.0 | 329.22 ⇑ 1.55% | 335.0 | 317.0 # 147200 #
One Bank -A 100/50 E:59.19 P:9.33 BV:152.55 | 55%B :-1210
D: 552.3 ⇑ 9.36% 505.0 | 539.67 ⇑ 8.50% | 554.8 | 491.0 # 2623698 #
C: 556.0 ⇑ 11.20% 500.0 | 538.98 ⇑ 8.55% | 559.0 | 490.0 # 192838 #
Bank Asia -A 100/50 E:45.90 P:11.01 BV:167.94 | 40%B :-1210
D: 505.5 ⇑ 5.70% 478.3 | 495.55 ⇑ 4.69% | 509.0 | 467.0 # 355995 #
C: 502.0 ⇑ 5.41% 476.3 | 489.65 ⇑ 3.61% | 503.8 | 464.0 # 43436 #
Mercantile Bank -A 100/50 E:33.64 P:9.71 BV:169.61 | 22%B :-1210
D: 326.5 ⇑ 1.71% 321.0 | 323.95 ⇑ 1.97% | 329.0 | 309.5 # 1826778 #
C: 326.0 ⇑ 2.52% 318.0 | 323.16 ⇑ 2.10% | 335.0 | 47.00 # 268340 #
EXIM Bank-A 10/100 E:3.95 P:8.28 BV:13.50 | 35%B :-1210
D: 32.70 ⇓ 0.61% 32.90 | 32.59 ⇑ 0.25% | 33.00 | 31.70 # 12764639 #
C: 33.00 ⇑ 0.00% 33.00 | 32.74 ⇑ 0.71% | 35.00 | 30.00 # 2537878 #
Jamuna Bank -A 10/250 E:2.94 P:12.01 BV:23.56 | 22%B :-1210
D: 35.30 ⇑ 0.86% 35.00 | 35.39 ⇑ 1.46% | 35.70 | 33.80 # 11256424 #
C: 35.70 ⇑ 2.00% 35.00 | 35.54 ⇑ 1.69% | 37.00 | 29.00 # 1144480 #
Brac Bank -A 100/50 E:56.81 P:9.06 BV:291.14 | 10%,20%B :-1210
D: 514.5 ⇑ 7.08% 480.5 | 505.82 ⇑ 7.16% | 518.0 | 469.0 # 827877 #
C: 513.0 ⇑ 7.38% 477.8 | 505.01 ⇑ 6.70% | 598.0 | 400.0 # 98874 #
Shahjalal Islami -A 10/50 E:4.65 P:8.24 BV:15.15 | 30%B :-1210
D: 38.30 ⇑ 0.00% 38.30 | 38.28 ⇑ 0.34% | 39.00 | 37.60 # 8182584 #
C: 38.00 ⇑ 0.00% 38.00 | 38.34 ⇑ 0.31% | 112.0 | 37.60 # 1279877 #
Premier Bank -N 10/250 E:4.64 P:7.33 BV:15.65 | 31%B :-1210
D: 34.00 ⇑ 1.49% 33.50 | 33.97 ⇑ 1.80% | 34.40 | 32.90 # 5946318 #
C: 34.20 ⇑ 0.59% 34.00 | 33.96 ⇑ 1.65% | 42.00 | 30.50 # 897943 #
Trust Bank-A 100/50 E:47.90 P:11.01 BV:188.84 | 20%B :-1210
D: 527.5 ⇑ 18.74% 444.3 | 513.09 ⇑ 16.93% | 527.8 | 434.3 # 860430 #
C: 527.0 ⇑ 18.69% 444.0 | 513.91 ⇑ 16.96% | 527.0 | 400.0 # 57760 #
First Secu. Bk-A 10/100 E:2.08 P:14.38 BV:11.44 | 12%B :-1210
D: 29.90 ⇑ 20.08% 24.90 | 29.38 ⇑ 17.85% | 30.40 | 25.50 # 16226970 #
C: 30.00 ⇑ 20.00% 25.00 | 29.50 ⇑ 18.05% | 30.40 | 25.50 # 2965088 #

NON BANKING F I

IDLC Fin. -A 100/20 E:134.05 P:16.12 BV:351.53 | 35%,65%B :-1210
D: 2161 ⇑ 5.44% 2049 | 2137 ⇑ 4.19% | 2170 | 2051 # 97803 #
C: 2149 ⇑ 5.03% 2046 | 2133 ⇑ 4.38% | 2155 | 2056 # 6961 #
United Leasing - A 100/20 E:40.94 P:20.68 BV:171.14 | 7.5%,75%B :-1210
D: 846.8 ⇑ 2.48% 826.3 | 849.85 ⇑ 2.60% | 856.0 | 829.0 # 127480 #
Uttara Finance -A 10/50 E:16.02 P:11.54 BV:62.68 | 40%B :-1210
D: 184.9 ⇑ 2.38% 180.6 | 185.59 ⇑ 3.26% | 188.9 | 181.0 # 889153 #
C: 185.0 ⇑ 2.78% 180.0 | 184.75 ⇑ 2.38% | 188.0 | 90.00 # 35802 #
Midas Financing-A 100/50 E:12.89 P:87.47 BV:90.48 | 35%B :-610
D: 1128 ⇑ 4.11% 1083 | 1145 ⇑ 5.80% | 1170 | 1093 # 83794 #
C: 1141 ⇑ 6.34% 1073 | 1165 ⇑ 8.65% | 1190 | 1072 # 2750 #
First LeaseA 100/50 E:27.56 P:41.11 BV:157.60 | 25%B :-1210
D: 1133 ⇑ 5.91% 1070 | 1131 ⇑ 6.31% | 1144 | 1069 # 423553 #
C: 1127 ⇑ 6.02% 1063 | 1129 ⇑ 6.38% | 1150 | 1050 # 11146 #
People`sLeas.-A 10/100 E:5.41 P:22.74 BV:17.69 | 75%B :-1210
D: 123.0 ⇑ 3.71% 118.6 | 123.44 ⇑ 4.34% | 126.0 | 118.8 # 8126539 #
C: 123.0 ⇑ 4.24% 118.0 | 123.65 ⇑ 4.35% | 125.5 | 119.0 # 1373372 #
Prime Finance-A 10/50 E:10.63 P:14.80 BV:21.47 | 80%B :-1210
D: 157.3 ⇑ 3.22% 152.4 | 157.77 ⇑ 3.36% | 159.3 | 152.5 # 1654816 #
C: 158.0 ⇑ 4.15% 151.7 | 158.51 ⇑ 4.08% | 165.0 | 152.0 # 133130 #
Premier Leasing-A 100/50 E:26.27 P:29.93 BV:124.21 | 20%B :-1210
D: 786.3 ⇑ 7.16% 733.8 | 791.39 ⇑ 7.68% | 799.0 | 738.5 # 407698 #
C: 790.0 ⇑ 6.90% 739.0 | 794.51 ⇑ 7.48% | 800.0 | 731.0 # 28553 #
Islamic Finance-A 100/50 E:18.03 P:26.79 BV:134.99 | 16%B :-1210
D: 483.0 ⇑ 5.92% 456.0 | 484.17 ⇑ 6.27% | 489.0 | 455.0 # 260085 #
C: 482.5 ⇑ 5.81% 456.0 | 485.47 ⇑ 6.55% | 494.0 | 460.0 # 26563 #
LankaBangla Fin. -A 10/500 E:4.21 P:51.85 BV:21.50 | 55%B :-1210
D: 218.3 ⇑ 4.00% 209.9 | 219.36 ⇑ 4.39% | 222.0 | 210.5 # 3969863 #
C: 218.0 ⇑ 4.01% 209.6 | 219.18 ⇑ 4.23% | 221.9 | 210.2 # 310100 #

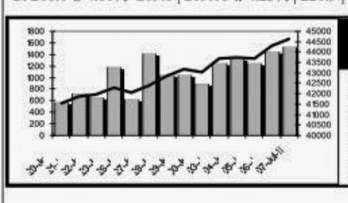

B I F C -A 100/50 E:37.26 P:17.34 BV:137.21 | 25%B :-1210
D: 646.0 ⇑ 13.83% 567.5 | 648.88 ⇑ 13.87% | 654.0 | 572.0 # 207927 #
C: 642.0 ⇑ 12.68% 569.8 | 648.52 ⇑ 13.67% | 655.0 | 580.0 # 11492 #
I P D C -A 100/50 E:14.01 P:30.50 BV:208.63 | 10%B :-1210
D: 427.3 ⇑ 9.27% 391.0 | 430.97 ⇑ 10.22% | 436.8 | 390.0 # 212601 #
C: 427.0 ⇑ 10.26% 387.3 | 432.06 ⇑ 11.34% | 444.0 | 390.0 # 23632 #
Union Capital -A 10/500 E:5.98 P:17.26 BV:18.17 | 75%B :-1210
D: 103.2 ⇑ 5.31% 98.00 | 104.08 ⇑ 7.05% | 105.9 | 98.00 # 4953100 #
C: 103.0 ⇑ 5.10% 98.00 | 104.45 ⇑ 7.26% | 125.0 | 97.80 # 392500 #
BD Finance-A 10/100 E:4.58 P:20.70 BV:17.35 | 22%B :-1210
D: 94.80 ⇑ 3.49% 91.60 | 94.73 ⇑ 3.67% | 95.90 | 90.00 # 1218417 #
C: 95.00 ⇑ 3.26% 92.00 | 94.89 ⇑ 3.50% | 100.0 | 82.00 # 272742 #
Intl. Leasing-A 100/50 E:42.12 P:31.58 BV:155.58 | 60%B :-1210
D: 1330 ⇑ 7.58% 1237 | 1330 ⇑ 8.03% | 1339 | 1242 # 157475 #
C: 1325 ⇑ 7.46% 1233 | 1330 ⇑ 8.85% | 1342 | 1241 # 5940 #
Phoenix Fin -A 100/50 E:33.78 P:30.35 BV:226.76 | 35%B :-1210
D: 1025 ⇑ 8.03% 949.0 | 1033 ⇑ 8.82% | 1045 | 946.0 # 389918 #
C: 1018 ⇑ 7.61% 946.0 | 1036 ⇑ 8.14% | 1046 | 950.0 # 24284 #
FAS Fin. & Inv. Ltd-A 100/50 E:17.26 P:32.40 BV:186.27 | 15%B :-1210
D: 559.3 ⇑ 10.52% 506.0 | 562.15 ⇑ 11.16% | 572.8 | 500.0 # 116117 #
C: 560.0 ⇑ 12.22% 499.0 | 559.24 ⇑ 11.61% | 567.8 | 490.0 # 13583 #
Delta Brac HFCL-N 100/50 E:59.20 P:42.23 BV:238.40 | 10%, 25%B :-610
D: 2500 ⇑ 5.43% 2371 | 2503 ⇑ 5.27% | 2520 | 2358 # 275170 #
C: 2481 ⇑ 6.21% 2336 | 2481 ⇑ 6.22% | 2540 | 2350 # 1150 #
National H Fin.-N 100/50 E:31.16 P:37.11 BV:155.71 | 10%,10%B :-1210
D: 1156 ⇑ 8.44% 1066 | 1155 ⇑ 8.28% | 1172 | 1050 # 161600 #
C: 1152 ⇑ 6.77% 1079 | 1152 ⇑ 6.82% | 1168 | 1045 # 2750 #
Bay Leasing -A 100/50 E:72.26 P:16.41 BV:256.13 | 10%,50%B :-1210
D: 1186 ⇑ 5.68% 1122 | 1190 ⇑ 5.92% | 1199 | 1123 # 333100 #
C: 1188 ⇑ 5.88% 1122 | 1193 ⇑ 5.83% | 1200 | 1123 # 19100 #

INVESTMENT

ICB -A 100/50 E:68.18 P:54.17 BV:230.00 | 15%, 25%B :-610
D: 3693 ⇓ 1.50% 3750 | 3694 ⇑ 0.98% | 3800 | 3650 # 3337 #
1st ICB M F -A 100/5 E:385.24 P:27.16 BV:3217.58 | 400% :-610
D: 10464 ⇑ 0.00% 10464 | 10464 ⇓ 0.03% | 10464 | 10464 # 15 #
3rd ICB M F-A 100/5 E:121.40 P:21.29 BV:415.05 | 140% :-610
D: 2585 ⇑ 0.00% 2585 | 2600 ⇑ 0.58% | 2595 | 2580 # 30 #
4th ICB M F-A 100/10 E:114.28 P:18.82 BV:586.36 | 125% :-610
D: 2151 ⇓ 4.87% 2261 | 2151 ⇓ 4.87% | 2270 | 2151 # 660 #
5th ICB M F-A 100/10 E:78.56 P:21.83 BV:508.06 | 100% :-610
D: 1715 ⇑ 0.81% 1701 | 1717 ⇑ 0.98% | 1718 | 1662 # 360 #
6th ICB M F-A 100/10 E:50.00 P:13.80 BV:196.03 | 75% :-610
D: 690.0 ⇑ 2.53% 673.0 | 694.94 ⇑ 3.26% | 701.0 | 660.5 # 7100 #
7th ICB M F-A 100/50 E:50.00 P:25.00 BV:271.70 | 70% :-610
D: 1250 ⇑ 0.99% 1238 | 1251 ⇑ 1.25% | 1250 | 1250 # 108 #
8th ICB M F-A 100/50 E:42.85 P:17.18 BV:215.35 | 65% :-610
D: 736.3 ⇑ 3.92% 708.5 | 743.68 ⇑ 4.91% | 750.0 | 715.0 # 7150 #
C: 620.0 ⇓ 7.46% 670.0 | 620.00 ⇓ 7.46% | 620.0 | 620.0 # 50 #
1st BSRS M F-A 100/50 E:18.87 P:78.22 BV:139.55 | 15% :-609
D: 1476 ⇑ 5.77% 1396 | 1473 ⇑ 6.56% | 1488 | 1391 # 26358 #
AIMS First -A 1/2500 E:0.47 P:16.70 BV:3.42 | 72.5% :-610
D: 7.85 ⇑ 9.48% 7.17 | 7.93 ⇑ 10.91% | 8.04 | 7.19 # 46146950 #
C: 8.00 ⇑ 14.29% 7.00 | 7.97 ⇑ 11.62% | 8.15 | 7.17 # 14215800 #
ICB AMCL1stMF-A 100/50 E:70.78 P:9.56 BV:627.49 | 50% :-610
D: 677.0 ⇑ 5.74% 640.3 | 671.26 ⇑ 4.99% | 680.0 | 650.0 # 31900 #
ICB A. IslamicMF-A 100/50 E:49.76 P:7.20 BV:339.40 | 35% :-610
D: 358.3 ⇑ 4.45% 343.0 | 355.90 ⇑ 4.50% | 360.0 | 338.0 # 30000 #
Grameen M F 1-A 10/500 E:3.45 P:27.51 BV:34.65 | 71% :-609
D: 94.90 ⇑ 12.57% 84.30 | 95.29 ⇑ 13.44% | 97.00 | 85.90 # 2390000 #
C: 94.00 ⇑ 10.59% 85.00 | 94.80 ⇑ 12.75% | 97.00 | 85.00 # 167000 #

ICB A. 1st NRB -A 100/50 E:49.98 P:8.52 BV:445.75 | 35% :-610
D: 425.8 ⇑ 2.90% 413.8 | 426.85 ⇑ 3.83% | 430.0 | 408.0 # 16700 #
ICB A. 2nd NRB -A 100/50 E:28.31 P:7.31 BV:211.44 | 22.0% :-610
D: 207.0 ⇑ 6.98% 193.5 | 205.58 ⇑ 7.27% | 209.3 | 191.3 # 402050 #
C: 205.0 ⇑ 7.89% 190.0 | 203.89 ⇑ 7.27% | 205.8 | 189.3 # 10950 #
Grameen|Sch.2 -A 10/500 E:1.20 P:19.50 BV:12.70 | 11.50% :-609
D: 23.40 ⇑ 13.04% 20.70 | 23.52 ⇑ 14.34% | 24.10 | 20.80 # 6855000 #
C: 23.30 ⇑ 10.95% 21.00 | 23.31 ⇑ 13.71% | 24.00 | 21.00 # 840000 #
Prime Fin. 1st MF-A 10/500 E:2.83 P:7.81 BV:26.31 | 20% :-1210
D: 22.10 ⇑ 13.92% 19.40 | 22.44 ⇑ 15.61% | 23.20 | 19.80 # 1597000 #
C: 21.90 ⇑ 15.26% 19.00 | 22.20 ⇑ 15.03% | 24.50 | 20.00 # 70000 #
EBL 1st MF-A 10/500 E:0.00 P: BV:10.00 | :-
D: 14.70 ⇑ 8.89% 13.50 | 14.82 ⇑ 10.93% | 15.00 | 13.50 # 4964500 #
C: 15.00 ⇑ 11.94% 13.40 | 14.66 ⇑ 10.23% | 14.90 | 13.10 # 182500 #
AMCL 2nd MF-A 100/50 E:0.00 P: BV:100.00 | 14% :-610
D: 139.3 ⇑ 4.31% 133.5 | 139.82 ⇑ 4.48% | 142.0 | 132.5 # 132450 #
C: 139.0 ⇑ 2.21% 136.0 | 139.92 ⇑ 3.20% | 143.0 | 128.3 # 3950 #
ICB Emp.PMF-A 10/500 E:0.00 P: BV:10.00 | 11.50% :-610
D: 13.40 ⇑ 5.51% 12.70 | 13.63 ⇑ 5.91% | 13.90 | 12.90 # 3035000 #
C: 14.00 ⇑ 7.69% 13.00 | 13.51 ⇑ 4.89% | 14.10 | 12.80 # 76500 #
Trust Bk 1st MF-A 10/500 E:0.00 P: BV:10.00 | :-
D: 13.50 ⇑ 11.57% 12.10 | 13.48 ⇑ 11.87% | 13.70 | 12.20 # 15279500 #
C: 13.00 ⇑ 8.33% 12.00 | 13.32 ⇑ 11.19% | 13.50 | 12.20 # 886500 #
Prime Bk 1st MF-A 10/500 E:0.00 P: BV:10.00 | 10% :-610
D: 10.30 ⇑ 7.29% 9.60 | 10.36 ⇑ 7.80% | 10.50 | 9.60 # 1017000 #
C: 10.50 ⇑ 5.00% 10.00 | 10.48 ⇑ 9.28% | 10.50 | 9.60 # 77500 #
DBH 1st MF-A 10/500 E:0.00 P: BV:10.00 | 7% :-610
D: 13.30 ⇑ 12.71% 11.80 | 13.22 ⇑ 12.32% | 13.50 | 11.80 # 10220500 #
C: 13.00 ⇑ 8.33% 12.00 | 13.08 ⇑ 11.70% | 13.20 | 11.30 # 1205500 #
IFIC 1st MF-A 10/500 E:0.00 P: BV:10.00 | :-
D: 12.70 ⇑ 12.39% 11.30 | 12.59 ⇑ 11.12% | 12.80 | 11.50 # 9582000 #
C: 13.00 ⇑ 18.18% 11.00 | 12.54 ⇑ 11.37% | 12.80 | 11.00 # 324000 #
Phoenix Fin. 1st MF-A 10/500 E:0.00 P: BV:10.00 | :-
D: 12.30 ⇑ 0.82% 12.20 | 12.45 ⇑ 2.55% | 12.70 | 12.00 # 4496500 #
C: 13.00 ⇑ 8.33% 12.00 | 12.47 ⇑ 3.14% | 12.90 | 12.20 # 28000 #
ICB AMCL3rd NRB MF-A 10/500 E:0.00 P: BV:10.00 | :-
D: 10.40 ⇑ 7.22% 9.70 | 10.39 ⇑ 7.00% | 10.50 | 9.70 # 3811000 #
C: 10.00 ⇑ 0.00% 10.00 | 10.29 ⇑ 7.52% | 10.40 | 9.80 # 298000 #
1st Janata Bank MF-A 10/500 E:0.00 P: BV:0.00 | :-
D: 9.10 ⇑ 5.81% 8.60 | 9.18 ⇑ 6.50% | 9.40 | 8.50 # 4145000 #
C: 9.10 ⇑ 1.11% 9.00 | 9.12 ⇑ 5.80% | 9.30 | 8.50 # 567000 #
Green Delta M.F.-A 10/500 E:0.00 P: BV:0.00 | :-
D: 8.70 ⇑ 6.10% 8.20 | 8.84 ⇑ 9.00% | 9.00 | 8.00 # 5077000 #
C: 8.80 ⇑ 7.32% 8.20 | 8.78 ⇑ 8.66% | 8.90 | 8.10 # 368500 #
Popular Life 1st M.F.-A 10/500 E:0.00 P: BV:0.00 | :-
D: 8.80 ⇑ 10.00% 8.00 | 8.91 ⇑ 11.24% | 9.10 | 8.00 # 10658000 #
C: 9.00 ⇑ 12.50% 8.00 | 8.87 ⇑ 10.74% | 9.00 | 8.00 # 418500 #

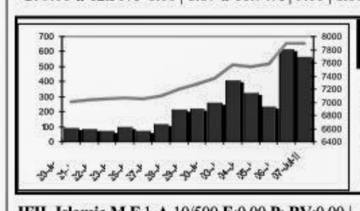

IFIL Islamic M.F.1-A 10/500 E:0.00 P: BV:0.00 | :-
D: 8.10 ⇑ 5.19% 7.70 | 8.25 ⇑ 6.87% | 8.40 | 7.80 # 1880000 #
C: 8.30 ⇑ 3.75% 8.00 | 8.26 ⇑ 6.99% | 8.30 | 7.70 # 353500 #
PHP 1st M. F.-A 10/500 E:0.00 P: BV:0.00 | :-
D: 8.50 ⇑ 8.97% 7.80 | 8.45 ⇑ 8.75% | 8.60 | 7.80 # 5765500 #
C: 8.40 ⇑ 5.00% 8.00 | 8.46 ⇑ 8.74% | 8.60 | 7.70 # 1429500 #
AIBL 1st Is. M. F.-A 10/500 E:0.00 P: BV:0.00 | :-
D: 8.70 ⇑ 7.41% 8.10 | 8.19 ⇑ 0.12% | 8.90 | 8.00 # 7391000 #
C: 9.00 ⇑ 12.50% 8.00 | 8.97 ⇑ 8.07% | 9.20 | 8.20 # 63500 #
MBL 1st M. F.-A 10/500 E:0.00 P: BV:0.00 | :-
D: 9.10 ⇑ 4.60% 8.70 | 9.12 ⇑ 2.93% | 9.30 | 8.90 # 133000 #
C: 8.10 ⇑ 1.25% 8.00 | 8.07 ⇑ 4.81% | 8.40 | 7.80 # 1500 #
S.B. 1st M. F.-A 10/500 E:0.00 P: BV:0.00 | :-
D: 9.00 ⇑ 2.27% 8.80 | 9.15 ⇑ 4.21% | 9.60 | 8.80 # 544500 #
C: 9.00 ⇑ 0.00% 9.00 | 9.00 ⇑ 5.88% | 9.00 | 8.50 # 3000 #
EBL NRB M.F.-A 10/500 E:0.00 P: BV:0.00 | :-
D: 10.10 ⇓ 3.81% 10.50 | 10.10 ⇓ 3.81% | 10.10 | 9.80 # 31000 #
Reliance1 M.F.-A 10/500 E:0.00 P: BV:0.00 | :-
D: 12.70 ⇑ 0.00% 0.00 | 11.72 ⇑ 0.00% | 15.00 | 10.30 # 263500 #
C: 13.00 ⇑ 0.00% 0.00 | 13.53 ⇑ 0.00% | 15.00 | 13.00 # 8000 #

ENGINEERING

Aftab Auto.-A 10/50 E:15.08 P:18.02 BV:55.51 | 10%, 30%B :-810
D: 271.8 ⇓ 1.24% 275.2 | 274.05 ⇓ 0.17% | 282.2 | 265.3 # 4379307 #
C: 272.0 ⇓ 1.09% 275.0 | 274.21 ⇓ 0.07% | 290.0 | 255.0 # 520007 #
Aziz PipesZ 100/5 E:7.18 P:51.98 BV:-383.45 | No Div. :-1210
D: 373.3 ⇑ 3.11% 362.0 | 372.35 ⇑ 2.21% | 378.0 | 368.3 # 7690 #
C: 373.0 ⇑ 6.57% 350.0 | 371.50 ⇑ 6.14% | 380.5 | 325.3 # 1605 #
Olympic Ind. -A 100/50 E:54.89 P:35.54 BV:144.42 | 10%, 50%B :-610
D: 1951 ⇑ 2.58% 1902 | 1972 ⇑ 4.35% | 1994 | 1920 # 96741 #
C: 1973 ⇑ 3.30% 1910 | 1973 ⇑ 4.07% | 1999 | 1906 # 3100 #
Bangladesh Lamps -A 100/5 E:85.67 P:20.01 BV:1519.82 | 35% :-1210
D: 1714 ⇑ 0.69% 1703 | 1720 ⇑ 0.81% | 1733 | 1684 # 5935 #
C: 1700 ⇑ 2.44% 1660 | 1700 ⇑ 2.44% | 1710 | 1700 # 70 #
Eastern Cables-B 100/10 E:6.82 P:95.78 BV:382.58 | 10% :-1210
D: 653.3 ⇑ 0.58% 649.5 | 652.66 ⇑ 0.82% | 668.0 | 639.3 # 10080 #
C: 660.0 ⇑ 0.76% 655.0 | 661.71 ⇑ 1.04% | 685.0 | 644.0 # 260 #
Monno Jutex -A 100/5 E:7.50 P:297.9 BV:1613.33 | 20%B :-610
D: 2235 ⇑ 0.20% 2230 | 2232 ⇑ 0.14% | 2279 | 2200 # 485 #
Monno Stafllers -A 100/5 E:39.09 P:60.00 BV:396.50 | 15% :-1210
D: 2346 ⇓ 5.84% 2491 | 2358 ⇓ 5.66% | 2463 | 2300 # 680 #

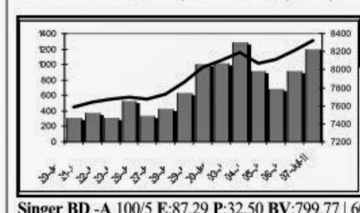

Singer BD -A 100/5 E:87.29 P:32.50 BV:799.77 | 600%, 75%B :-1210
D: 2837 ⇑ 1.41% 2797 | 2816 ⇑ 1.03% | 2850 | 2770 # 33175 #
C: 2817 ⇑ 1.04% 2788 | 2813 ⇑ 1.13% | 2835 | 2770 # 2874 #
Atlas BD-A 10/50 E:16.19 P:22.22 BV:39.28 | 100%, 1B:3 :-610
D: 359.8 ⇓ 0.91% 363.1 | 359.04 ⇓ 1.14% | 370.0 | 351.5 # 244347 #
BD. Autocars -B 100/5 E:5.37 P:83.80 BV:57.62 | 5%B :-610
D: 450.0 ⇓ 2.23% 460.3 | 452.09 ⇓ 1.72% | 477.0 | 445.0 # 8891 #
Quasem Drycells -A 10/500 E:1.74 P:51.03 BV:22.53 | 20%B :-610
D: 88.80 ⇑ 3.02% 86.20 | 89.61 ⇑ 4.51% | 91.90 | 85.60 # 1368607 #
C: 89.00 ⇑ 3.49% 86.00 | 89.90 ⇑ 4.15% | 90.50 | 80.00 # 73360 #
Renwick Jaineswar-Z 100/5 E:35.57 P:22.93 BV:-273.62 | 10% :-609
D: 815.5 ⇓ 1.18% 825.3 | 815.73 ⇓ 0.95% | 840.0 | 803.0 # 1740 #
National Tubes -A 100/10 E:35.70 P:26.93 BV:297.85 | 25% :-610
D: 961.3 ⇑ 2.62% 936.8 | 956.25 ⇑ 1.90% | 990.0 | 929.0 # 9730 #
BD. Thai Alum -A 100/10 E:19.63 P:37.11 BV:424.80 | 25%B :-1210
D: 728.5 ⇑ 9.59% 664.8 | 730.07 ⇑ 10.69% | 738.5 | 662.0 # 785266 #
C: 727.5 ⇑ 9.89% 662.0 | 730.53 ⇑ 10.85% | 740.0 | 650.0 # 65898 #
Anwar Galvanizing -Z 100/50 E:0.13 P:2444 BV:75.55 | No Div. :-610
D: 317.8 ⇑ 0.32% 316.8 | 318.06 ⇑ 0.29% | 325.5 | 312.0 # 5450 #
C: 315.0 ⇓ 0.63% 317.0 | 315.00 ⇓ 0.63% | 320.0 | 310.0 # 600 #
Kay & Que (BD) -A 100/50 E:4.53 P:81.79 BV:105.22 | 5%B :-1210
D: 370.5 ⇑ 0.41% 369.0 | 371.24 ⇑ 1.05% | 375.0 | 362.5 # 23540 #
C: 372.0 ⇑ 1.43% 366.8 | 372.00 ⇑ 2.30% | 372.0 | 360.0 # 2000 #
Rangpur Foundry -A 10/500 E:2.23 P:39.91 BV:15.29 | 21% :-1210
D: 89.00 ⇑ 4.34% 85.30 | 89.69 ⇑ 5.42% | 91.80 | 85.80 # 300500 #
C: 90.00 ⇑ 5.88% 85.00 | 89.46 ⇑ 5.77% | 90.00 | 85.50 # 8500 #
S. Alam Steel -A 100/50 E:16.30 P:38.19 BV:201.36 | 5%, 10%B :-910
D: 622.5 ⇑ 6.36% 585.3 | 625.29 ⇑ 8.78% | 632.0 | 580.0 # 688907 #
C: 623.0 ⇑ 7.09% 581.8 | 626.46 ⇑ 8.40% | 650.0 | 580.0 # 65151 #
Golden Son -A 10/500 E:3.22 P:22.33 BV:26.47 | 5%,10%B :-1210
D: 71.90 ⇑ 4.05% 69.10 | 72.58 ⇑ 5.43% | 73.40 | 69.60 # 8716009 #
C: 72.00 ⇑ 4.35% 69.00 | 72.42 ⇑ 4.83% | 73.30 | 66.20 # 375048 #
BSRM Steels-A 100/50 E:48.22 P:29.99 BV:65.59 | 20%B :-1210
D: 1446 ⇑ 2.32%