TRADED ISSUES June 26, 2011

Company -Catagory Mark Face Value/Market Lot | EPS | PE | BV | Latest Dividend :- YearEnd
DSE/CSE: Closing ⇓⇑ Change % LastDay | Average |Change ⇓⇑ %| High | Low # Trade Volume (Share)

BANK

AB Bank - A 100/5 E:108.23 P:7.62 BV:375.10 | 10%, 15%B :-1210
D: 824.5 ⇓ 0.45% 828.3 | 828.88 ⇑ 0.43% | 838.8 | 822.0 # 118201 #
C: 824.0 ⇓ 0.36% 827.0 | 828.38 ⇑ 0.41% | 840.0 | 822.0 # 20781 #

City Bank - A 100/5 E:45.65 P:12.16 BV:227.87 | 30%B :-1210
D: 555.3 ⇓ 0.40% 557.5 | 558.79 ⇓ 0.42% | 567.0 | 552.3 # 268435 #
C: 556.0 ⇓ 0.18% 557.0 | 559.11 ⇓ 0.16% | 565.0 | 554.0 # 13146 #

IFIC Bank - A 100/5 E:60.11 P:12.98 BV:208.26 | 27%B :-1210
D: 780.0 ⇑ 2.77% 759.0 | 779.10 ⇑ 2.64% | 788.0 | 765.0 # 84626 #
C: 778.5 ⇑ 2.98% 756.0 | 776.86 ⇑ 2.70% | 785.0 | 760.0 # 11215 #

Islami Bank - A 100/10 E:44.60 P:10.63 BV:234.76 | 35%B :-1210
D: 474.0 ⇓ 0.05% 474.3 | 474.22 ⇓ 0.04% | 479.0 | 471.3 # 30699 #
C: 474.0 ⇑ 0.00% 474.0 | 474.71 ⇑ 0.14% | 479.0 | 472.0 # 5482 #

National Bank - A 10/100 E:7.98 P:7.71 BV:22.21 | 95%B :-1210
D: 61.50 ⇓ 0.49% 61.80 | 61.66 ⇓ 0.26% | 62.10 | 61.40 # 1441785 #
C: 61.00 ⇓ 1.61% 62.00 | 61.56 ⇓ 0.23% | 62.10 | 61.20 # 222215 #

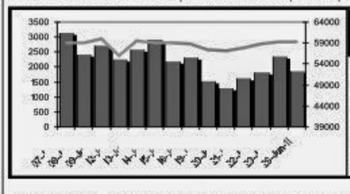

BANK
Index: 59199
Chn.: -0.07%
TO (MTk): 1852.44
Chn.: -20.64%
EPS: 46.86
PE: 9.90

Pubali Bank - A 10/25 E:4.82 P:11.18 BV:21.07 | 5%, 35%B :-1210
D: 53.90 ⇓ 1.82% 54.90 | 54.54 ⇓ 0.67% | 55.60 | 53.70 # 1602907 #
C: 54.00 ⇓ 1.82% 55.00 | 54.46 ⇓ 0.42% | 55.40 | 53.80 # 419309 #

Rupali Bank - A 100/10 E:43.65 P:31.76 BV:1029.20 | 10%B :-1210
D: 1387 ⇓ 0.16% 1389 | 1388 ⇓ 0.45% | 1415 | 1380 # 401 #
C: 1382 ⇓ 1.57% 1404 | 1385 ⇓ 1.41% | 1399 | 1381 # 110 #

UCBL - A 10/50 E:6.00 P:9.15 BV:10.74 | 25%B :-1210
D: 54.90 ⇓ 0.54% 55.20 | 55.43 ⇑ 0.05% | 56.10 | 54.70 # 3732754 #
C: 55.00 ⇑ 0.00% 55.00 | 55.32 ⇑ 0.07% | 56.00 | 54.80 # 1225956 #

Uttara Bank - A 10/25 E:5.40 P:14.41 BV:28.28 | 20%, 20%B :-1210
D: 77.80 ⇓ 1.64% 79.10 | 78.69 ⇓ 1.29% | 80.30 | 77.50 # 831158 #
C: 78.00 ⇓ 1.27% 79.00 | 79.06 ⇓ 0.85% | 80.90 | 78.00 # 107688 #

ICB Is. Bank-Z 10/500 E:-2.04 P:-5.29 BV:-8.73 | No Div. :-1210
D: 10.80 ⇑ 0.00% 10.80 | 10.89 ⇓ 0.09% | 11.20 | 10.80 # 507000 #

Eastern Bank - A 10/200 E:5.54 P:12.09 BV:26.74 | 55%B :-1210
D: 67.00 ⇓ 1.47% 68.00 | 67.64 ⇓ 0.98% | 68.90 | 66.50 # 792395 #
C: 67.00 ⇓ 1.47% 68.00 | 67.73 ⇓ 0.75% | 69.20 | 66.70 # 117745 #

Al Arafa Islami B-A 10/250 E:3.21 P:9.94 BV:13.03 | 26%B :-1210
D: 31.90 ⇓ 0.31% 32.00 | 31.95 ⇓ 0.37% | 32.20 | 31.70 # 625843 #
C: 32.00 ⇑ 0.00% 32.00 | 31.82 ⇓ 0.75% | 32.40 | 31.60 # 77726 #

Prime Bank-A 10/250 E:5.69 P:7.86 BV:29.03 | 35%B, 5% :-1210
D: 44.70 ⇑ 1.13% 44.20 | 44.81 ⇑ 1.75% | 45.30 | 44.30 # 1892874 #
C: 45.00 ⇑ 2.27% 44.00 | 44.79 ⇑ 1.68% | 45.30 | 44.20 # 160707 #

Southeast Bank-A 100/50 E:37.67 P:7.79 BV:197.82 | 20%B,10% :-1210
D: 293.5 ⇑ 0.26% 292.8 | 294.72 ⇑ 0.43% | 297.0 | 292.3 # 197089 #
C: 293.0 ⇑ 0.34% 292.0 | 294.85 ⇑ 0.61% | 297.0 | 292.0 # 28748 #

Dhaka Bank -A 10/100 E:4.67 P:9.12 BV:18.33 | 35%B :-1210
D: 42.60 ⇑ 0.00% 42.60 | 42.66 ⇑ 0.19% | 43.10 | 42.00 # 476762 #
C: 42.30 ⇓ 1.63% 43.00 | 42.49 ⇑ 0.43% | 42.80 | 41.50 # 53705 #

N C C Bank -A 10/250 E:4.04 P:7.87 BV:15.75 | 32%B :-1210
D: 31.80 ⇓ 0.63% 32.00 | 32.13 ⇓ 0.19% | 32.80 | 31.70 # 901170 #
C: 32.00 ⇑ 0.00% 32.00 | 32.20 ⇓ 0.77% | 32.70 | 32.00 # 225109 #

Social Invest. B-A 10/250 E:1.89 P:11.43 BV:12.32 | 14%B :-1210
D: 21.60 ⇓ 0.92% 21.80 | 21.75 ⇓ 0.64% | 22.00 | 21.60 # 1210766 #
C: 22.00 ⇑ 0.00% 22.00 | 21.83 ⇓ 0.32% | 22.10 | 21.70 # 262073 #

Dutch Ban. Bnk- A 100/50 E:100.12 P:13.69 BV:350.05 | 30% :-1210
D: 1370 ⇓ 0.05% 1371 | 1370 ⇑ 0.19% | 1380 | 1357 # 7513 #
C: 1385 ⇑ 1.84% 1360 | 1373 ⇑ 0.96% | 1385 | 1365 # 250 #

MutualTrust Bank-A 100/50 E:38.86 P:9.35 BV:172.16 | 20%B :-1210
D: 363.5 ⇓ 0.14% 364.0 | 366.13 ⇑ 0.24% | 371.0 | 361.5 # 34979 #
C: 363.0 ⇓ 0.07% 363.3 | 365.50 ⇓ 0.51% | 368.0 | 361.0 # 1064 #

Standard Bank -A 100/50 E:33.71 P:8.93 BV:138.50 | 28%B :-1210
D: 301.0 ⇑ 0.08% 300.8 | 302.91 ⇑ 0.67% | 306.8 | 299.0 # 118647 #
C: 301.0 ⇑ 0.50% 299.5 | 302.88 ⇑ 0.98% | 307.0 | 296.5 # 21021 #

One Bank -A 100/50 E:59.19 P:8.12 BV:152.55 | 55%B :-1210
D: 480.8 ⇑ 3.00% 466.8 | 479.05 ⇑ 2.07% | 484.8 | 466.0 # 436384 #
C: 478.0 ⇑ 2.36% 467.0 | 478.57 ⇑ 2.30% | 484.0 | 471.0 # 47483 #

Bank Asia -A 100/50 E:45.90 P:9.91 BV:167.94 | 40%B :-1210
D: 455.0 ⇑ 0.89% 451.0 | 456.49 ⇑ 1.54% | 460.0 | 450.5 # 33600 #
C: 450.8 ⇑ 1.75% 443.0 | 451.67 ⇑ 1.74% | 457.8 | 448.0 # 11000 #

Mercantile Bank -A 100/50 E:33.64 P:8.71 BV:169.61 | 22%B :-1210
D: 293.0 ⇓ 0.09% 293.3 | 295.31 ⇑ 0.40% | 299.0 | 292.3 # 200223 #
C: 293.0 ⇑ 0.17% 292.5 | 293.98 ⇑ 0.12% | 300.0 | 280.0 # 13359 #

EXIM Bank-A 10/100 E:3.95 P:7.75 BV:13.50 | 35%B :-1210
D: 30.60 ⇓ 0.33% 30.70 | 30.75 ⇓ 0.29% | 31.40 | 30.50 # 1048036 #
C: 31.00 ⇑ 0.00% 31.00 | 30.90 ⇓ 0.32% | 31.50 | 30.60 # 146829 #

Jamuna Bank -A 10/250 E:2.94 P:11.39 BV:23.56 | 22%B :-1210
D: 33.50 ⇑ 0.60% 33.30 | 33.72 ⇑ 0.81% | 34.00 | 33.40 # 1617128 #
C: 34.00 ⇑ 1.80% 33.40 | 33.59 ⇑ 0.45% | 33.80 | 33.40 # 133783 #

Brac Bank -A 100/50 E:56.81 P:7.97 BV:291.14 | 10%,20%B :-1210
D: 453.0 ⇑ 0.55% 450.5 | 455.36 ⇑ 1.27% | 461.0 | 451.0 # 71594 #
C: 455.0 ⇑ 1.22% 449.5 | 454.14 ⇑ 1.05% | 459.8 | 450.3 # 4680 #

Shahjalal Islami -A 10/50 E:4.65 P:7.85 BV:15.15 | 30%B :-1210
D: 36.50 ⇓ 1.08% 36.90 | 36.81 ⇓ 0.41% | 37.20 | 36.50 # 674504 #
C: 37.00 ⇑ 0.00% 37.00 | 36.86 ⇓ 0.62% | 37.50 | 36.40 # 182805 #

Premier Bank -N 10/250 E:4.64 P:6.88 BV:15.65 | 31%B :-1210
D: 31.90 ⇑ 0.00% 31.90 | 32.09 ⇓ 0.12% | 32.50 | 31.80 # 427286 #
C: 32.00 ⇑ 0.00% 32.00 | 31.99 ⇓ 0.81% | 32.60 | 31.70 # 120237 #

Trust Bank-A 100/50 E:47.90 P:8.57 BV:188.84 | 20%B :-1210
D: 410.5 ⇑ 0.49% 408.5 | 414.06 ⇑ 0.77% | 420.5 | 408.8 # 42057 #
C: 413.0 ⇑ 0.49% 411.0 | 414.00 ⇑ 1.35% | 424.0 | 410.3 # 4285 #

First Secu. Bk-A 10/100 E:2.08 P:11.39 BV:11.44 | 12%B :-1210
D: 23.70 ⇓ 1.25% 24.00 | 23.88 ⇓ 0.54% | 24.30 | 23.70 # 236154 #
C: 24.00 ⇑ 0.00% 24.00 | 23.79 ⇓ 0.54% | 24.00 | 23.50 # 48250 #

NON BANKING F I

IDLC Fin. -A 100/20 E:134.05 P:14.74 BV:351.53 | 35%,65%B :-1210
D: 1975 ⇑ 0.19% 1972 | 1982 ⇑ 0.20% | 2005 | 1964 # 22512 #
C: 1971 ⇓ 0.29% 1977 | 1975 ⇓ 0.31% | 1984 | 1960 # 263 #

United Leasing - A 100/20 E:40.94 P:19.58 BV:171.14 | 7.5%,75%B :-1210
D: 801.8 ⇓ 2.14% 819.3 | 806.21 ⇓ 2.03% | 813.0 | 800.0 # 19284 #

Uttara Finance -A 10/50 E:16.02 P:10.69 BV:62.68 | 40%B :-1210
D: 171.2 ⇓ 0.06% 171.3 | 169.98 ⇓ 1.36% | 172.5 | 167.0 # 134712 #
C: 171.0 ⇑ 0.00% 171.0 | 172.67 ⇑ 0.74% | 173.9 | 167.0 # 8330 #

Midas Financing-A 100/50 E:12.89 P:79.11 BV:90.48 | 35%B :-610
D: 1020 ⇓ 0.75% 1028 | 1026 ⇓ 0.47% | 1045 | 1010 # 4950 #
C: 998.8 ⇓ 1.60% 1015 | 998.75 ⇓ 1.78% | 1000 | 995.0 # 200 #

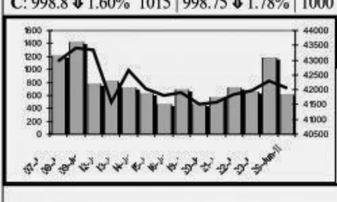

NBFI
Index: 42062
Chn.: -0.58%
TO (MTk): 619.49
Chn.: -47.39%
EPS: 47.79
PE: 23.82

First LeaseA 100/50 E:27.56 P:36.77 BV:157.60 | 25%B :-1210
D: 1014 ⇑ 0.20% 1012 | 1017 ⇓ 0.15% | 1028 | 1008 # 77774 #
C: 1016 ⇑ 0.59% 1010 | 1019 ⇓ 0.02% | 1025 | 1000 # 895 #

People`sLeas.-A 10/100 E:5.41 P:21.33 BV:17.69 | 75%B :-1210
D: 115.4 ⇓ 0.43% 115.9 | 115.81 ⇓ 0.64% | 117.0 | 115.2 # 448952 #
C: 116.0 ⇑ 0.00% 116.0 | 115.85 ⇓ 0.99% | 135.0 | 115.0 # 66275 #

Prime Finance-A 10/50 E:10.63 P:13.82 BV:21.47 | 80%B :-1210
D: 146.9 ⇓ 0.20% 147.2 | 147.10 ⇓ 0.36% | 148.9 | 146.2 # 158910 #
C: 146.0 ⇑ 0.00% 146.0 | 145.94 ⇓ 0.82% | 147.0 | 145.0 # 11730 #

Premier Leasing-A 100/50 E:26.27 P:27.71 BV:124.21 | 20%B :-1210
D: 728.0 ⇓ 0.95% 735.0 | 730.93 ⇓ 1.32% | 738.0 | 726.0 # 30390 #
C: 725.0 ⇓ 1.49% 736.0 | 729.17 ⇓ 1.23% | 738.0 | 724.3 # 620 #

Islamic Finance-A 100/50 E:18.03 P:24.54 BV:134.99 | 16%B :-1210
D: 442.5 ⇓ 1.99% 451.5 | 445.11 ⇓ 1.82% | 454.0 | 441.0 # 15978 #
C: 446.0 ⇓ 1.55% 453.0 | 448.37 ⇓ 1.09% | 460.0 | 446.0 # 1608 #

LankaBangla Fin. -A 10/500 E:4.21 P:47.67 BV:21.50 | 55%B :-1210
D: 200.7 ⇓ 2.43% 205.7 | 201.89 ⇓ 2.12% | 206.0 | 200.0 # 816900 #
C: 201.0 ⇓ 1.90% 204.9 | 202.09 ⇓ 2.37% | 206.0 | 199.8 # 140000 #

B I F C -A 100/50 E:37.26 P:15.19 BV:137.21 | 25%B :-1210
D: 566.0 ⇓ 0.53% 569.0 | 569.52 ⇓ 0.27% | 577.0 | 565.0 # 10500 #
C: 566.0 ⇓ 0.88% 571.0 | 566.56 ⇓ 0.86% | 574.0 | 564.0 # 650 #

I P D C -A 100/50 E:14.01 P:27.11 BV:208.63 | 10%B :-1210
D: 379.8 ⇓ 1.81% 386.8 | 379.77 ⇓ 0.84% | 384.0 | 378.0 # 5240 #
C: 377.0 ⇓ 1.82% 384.0 | 376.75 ⇓ 1.63% | 380.0 | 376.0 # 755 #

Union Capital -A 10/500 E:5.98 P:15.84 BV:18.17 | 75%B :-1210
D: 94.70 ⇓ 1.56% 96.20 | 95.27 ⇓ 1.39% | 97.00 | 94.40 # 374625 #
C: 95.10 ⇓ 0.94% 96.00 | 95.39 ⇓ 1.23% | 97.00 | 95.00 # 26375 #

BD Finance-A 10/100 E:4.58 P:19.48 BV:17.35 | 22%B :-1210
D: 89.20 ⇓ 1.44% 90.50 | 89.80 ⇓ 1.34% | 91.00 | 89.00 # 45915 #
C: 88.90 ⇓ 1.22% 90.00 | 89.22 ⇓ 1.72% | 89.50 | 88.70 # 8200 #

Intl. Leasing-A 100/50 E:42.12 P:27.42 BV:155.58 | 60%B :-1210
D: 1155 ⇓ 2.02% 1179 | 1167 ⇓ 1.18% | 1190 | 1151 # 9559 #
C: 1158 ⇓ 1.19% 1172 | 1167 ⇓ 1.15% | 1180 | 1152 # 1150 #

Phoenix Fin.-A 100/50 E:33.78 P:26.56 BV:226.76 | 35%B :-1210
D: 897.3 ⇓ 2.29% 918.3 | 905.90 ⇓ 1.54% | 927.0 | 890.5 # 28020 #
C: 908.0 ⇓ 0.66% 914.0 | 907.50 ⇓ 0.73% | 910.0 | 901.0 # 300 #

FAS Fin. & Inv. Ltd-A 100/50 E:17.26 P:28.69 BV:186.27 | 15%B :-1210
D: 495.3 ⇓ 1.39% 502.3 | 498.68 ⇑ 0.13% | 514.0 | 492.5 # 6800 #
C: 494.0 ⇓ 1.45% 501.3 | 496.19 ⇓ 0.38% | 500.5 | 494.0 # 1000 #

Delta Brac HFCL-N 100/50 E:59.20 P:39.51 BV:238.40 | 10%, 25%B :-610
D: 2339 ⇓ 1.03% 2363 | 2341 ⇓ 0.76% | 2369 | 2323 # 9187 #
C: 2300 ⇓ 3.32% 2379 | 2300 ⇓ 3.32% | 2300 | 2300 # 12 #

National H Fin.-N 100/50 E:31.16 P:33.75 BV:155.71 | 10%,10%B :-1210
D: 1052 ⇓ 2.30% 1077 | 1061 ⇓ 2.79% | 1095 | 1047 # 4950 #
C: 1054 ⇓ 3.66% 1094 | 1054 ⇓ 3.66% | 1054 | 1054 # 50 #

Bay Leasing -A 100/50 E:72.26 P:14.60 BV:256.13 | 10%,50%B :-1210
D: 1055 ⇓ 0.71% 1062 | 1061 ⇓ 1.28% | 1080 | 1052 # 18000 #
C: 1056 ⇓ 1.70% 1074 | 1060 ⇓ 1.97% | 1070 | 1055 # 1000 #

INVESTMENT

ICB -A 100/50 E:68.18 P:53.27 BV:230.00 | 15%, 25%B :-610
D: 3632 ⇑ 2.95% 3528 | 3631 ⇑ 2.95% | 3699 | 3600 # 350 #

6th ICB M F-A 100/10 E:50.00 P:13.20 BV:196.03 | 75% :-610
D: 659.8 ⇑ 0.42% 657.0 | 660.00 ⇑ 0.68% | 663.5 | 653.0 # 150 #

7th ICB M F-A 100/50 E:50.00 P:24.50 BV:271.70 | 70% :-610
D: 1225 ⇑ 0.00% 1225 | 1161 ⇓ 5.18% | 1160 | 1150 # 31 #

8th ICB M F-A 100/50 E:42.85 P:16.66 BV:215.35 | 65% :-610
D: 713.8 ⇑ 2.29% 697.8 | 713.75 ⇑ 2.45% | 713.8 | 713.8 # 50 #

1st BSRS M F-A 100/50 E:18.87 P:69.17 BV:139.55 | 15% :-609
D: 1305 ⇓ 2.12% 1334 | 1316 ⇓ 1.37% | 1336 | 1305 # 4250 #

AIMS First -A 1/2500 E:0.47 P:14.60 BV:3.42 | 72.5% :-610
D: 6.86 ⇓ 0.44% 6.89 | 6.88 ⇓ 0.29% | 6.94 | 6.85 # 2107000 #
C: 7.00 ⇑ 0.00% 7.00 | 6.87 ⇓ 0.43% | 6.99 | 6.84 # 629000 #

ICB AMCL1stMF-A 100/50 E:70.78 P:8.54 BV:627.49 | 50% :-610
D: 604.8 ⇓ 0.41% 607.3 | 605.97 ⇓ 0.50% | 611.5 | 597.0 # 3350 #

ICB A. IslamicMF-A 100/50 E:49.76 P:6.65 BV:339.40 | 35% :-610
D: 330.8 ⇓ 0.82% 333.5 | 331.00 ⇓ 0.73% | 333.5 | 329.0 # 1000 #

Grameen M F 1-A 10/500 E:3.45 P:22.64 BV:34.65 | 71% :-609
D: 78.10 ⇓ 2.74% 80.30 | 78.82 ⇓ 1.09% | 81.00 | 77.50 # 80500 #

ICB A. 1st NRB -A 100/50 E:49.98 P:7.70 BV:445.75 | 35% :-610
D: 384.8 ⇓ 0.32% 386.0 | 384.29 ⇓ 0.63% | 385.0 | 384.3 # 700 #

ICB A. 2nd NRB -A 100/50 E:28.31 P:6.41 BV:211.44 | 22.0% :-610
D: 181.5 ⇓ 0.68% 182.8 | 181.99 ⇓ 0.32% | 184.8 | 181.0 # 17050 #
C: 180.0 ⇓ 0.55% 181.0 | 180.00 ⇓ 0.11% | 180.0 | 180.0 # 100 #

Grameen1:Sch.2 -A 10/500 E:1.20 P:16.25 BV:12.70 | 11.50% :-609
D: 19.50 ⇓ 0.51% 19.60 | 19.53 ⇓ 0.66% | 19.70 | 19.50 # 204000 #
C: 19.50 ⇓ 2.50% 20.00 | 19.51 ⇓ 0.51% | 19.70 | 19.40 # 15500 #

Prime Fin. 1st MF-A 10/500 E:2.83 P:6.54 BV:26.31 | 20% :-1210
D: 18.50 ⇓ 1.07% 18.70 | 18.54 ⇓ 1.28% | 18.60 | 18.40 # 59000 #
C: 18.30 ⇓ 3.68% 19.00 | 18.30 ⇓ 1.61% | 18.30 | 18.30 # 500 #

EBL 1st MF-A 10/500 E:0.00 P: BV:10.00 | :-
D: 12.60 ⇑ 0.00% 12.60 | 12.63 ⇓ 0.08% | 12.70 | 12.50 # 136000 #
C: 12.50 ⇓ 3.85% 13.00 | 12.50 ⇓ 0.79% | 12.50 | 12.50 # 2500 #

AMCL 2nd MF-A 100/50 E:0.00 P: BV:100.00 | 14% :-610
D: 130.0 ⇓ 0.38% 130.5 | 131.49 ⇑ 0.83% | 134.0 | 129.0 # 9400 #
C: 129.5 ⇑ 0.39% 129.0 | 131.52 ⇑ 1.95% | 140.0 | 127.8 # 600 #

ICB Emp PMF-A 10/500 E:0.00 P: BV:10.00 | 11.50% :-610
D: 12.50 ⇑ 0.00% 12.50 | 12.54 ⇓ 0.24% | 12.70 | 12.40 # 88500 #
C: 12.00 ⇑ 0.00% 12.00 | 12.34 ⇓ 0.72% | 12.50 | 12.30 # 7000 #

Trust Bk 1st MF-A 10/500 E:0.00 P: BV:10.00 | :-
D: 11.20 ⇑ 0.00% 11.20 | 11.29 ⇑ 0.00% | 11.40 | 11.20 # 652000 #
C: 11.00 ⇑ 0.00% 11.00 | 11.27 ⇑ 0.90% | 11.30 | 11.10 # 50500 #

Prime Bk 1st MF-A 10/500 E:0.00 P: BV:10.00 | 10% :-610
D: 9.30 ⇑ 0.00% 9.30 | 9.29 ⇓ 0.43% | 9.50 | 9.20 # 76000 #
C: 9.20 ⇑ 2.22% 9.00 | 9.18 ⇓ 0.54% | 9.20 | 9.10 # 16000 #

DBH 1st MF-A 10/500 E:0.00 P: BV:10.00 | 7% :-610
D: 11.10 ⇓ 0.89% 11.20 | 11.17 ⇓ 0.18% | 11.30 | 11.10 # 186500 #
C: 11.00 ⇓ 1.79% 11.20 | 11.18 ⇑ 0.27% | 11.40 | 11.10 # 5500 #

IFIC 1st MF-A 10/500 E:0.00 P: BV:10.00 | :-
D: 10.60 ⇑ 0.95% 10.50 | 10.64 ⇑ 0.47% | 10.70 | 10.60 # 223500 #
C: 10.50 ⇑ 5.00% 10.00 | 10.46 ⇓ 0.57% | 10.50 | 10.30 # 5000 #

Phoenix Fin. 1st MF-A 10/500 E:0.00 P: BV:10.00 | :-
D: 12.20 ⇑ 1.67% 12.00 | 12.20 ⇑ 0.99% | 12.30 | 12.00 # 60500 #
C: 12.00 ⇓ 0.83% 12.10 | 11.92 ⇓ 1.57% | 12.00 | 11.80 # 4500 #

ICB AMCL3rd NRB MF-A 10/500 E:0.00 P: BV:10.00 | :-
D: 9.20 ⇑ 1.10% 9.10 | 9.20 ⇑ 0.00% | 9.30 | 9.00 # 235000 #
C: 9.00 ⇑ 0.00% 9.00 | 9.10 ⇓ 0.33% | 9.10 | 9.10 # 8500 #

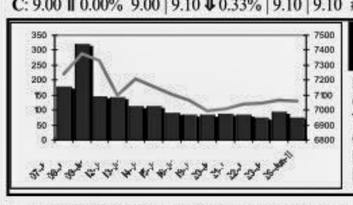

I'VEST
Index: 7058
Chn.: -0.10%
TO (MTk): 73.65
Chn.: -22.85%
EPS: 39.85
PE: 33.96

1st Janata Bank MF-A 10/500 E:0.00 P: BV:0.00 | :-
D: 8.20 ⇑ 1.23% 8.10 | 8.21 ⇑ 0.37% | 8.30 | 8.10 # 342000 #
C: 8.00 ⇑ 0.00% 8.00 | 8.08 ⇓ 0.62% | 8.20 | 8.00 # 34500 #

Green Delta M.F.-A 10/500 E:0.00 P: BV:0.00 | :-
D: 7.60 ⇓ 1.30% 7.70 | 7.72 ⇓ 0.13% | 7.80 | 7.60 # 174000 #
C: 7.60 ⇑ 1.33% 7.50 | 7.60 ⇓ 0.13% | 7.70 | 7.50 # 75500 #

Popular Life 1st M.F.-A 10/500 E:0.00 P: BV:0.00 | :-
D: 7.60 ⇑ 0.00% 7.60 | 7.62 ⇑ 0.53% | 7.70 | 7.50 # 123000 #
C: 8.00 ⇑ 0.00% 8.00 | 7.53 ⇓ 0.79% | 7.60 | 7.50 # 11500 #

IFIL Islamic M.F.1-A 10/500 E:0.00 P: BV:0.00 | :-
D: 7.50 ⇑ 0.00% 7.50 | 7.58 ⇑ 0.26% | 7.60 | 7.50 # 122000 #
C: 8.00 ⇑ 14.29% 7.00 | 7.55 ⇑ 1.07% | 7.60 | 7.40 # 34500 #

PHP 1st M. F.-A 10/500 E:0.00 P: BV:0.00 | :-
D: 7.40 ⇑ 0.00% 7.40 | 7.46 ⇑ 0.13% | 7.50 | 7.40 # 240500 #
C: 8.00 ⇑ 0.00% 8.00 | 7.45 ⇑ 0.13% | 7.60 | 7.40 # 28000 #

AIBL 1st Is. M. F.-A 10/500 E:0.00 P: BV:0.00 | :-
D: 8.00 ⇑ 1.27% 7.90 | 8.03 ⇑ 0.38% | 8.10 | 7.70 # 37000 #

MBL 1st M. F.-A 10/500 E:0.00 P: BV:0.00 | :-
D: 8.20 ⇓ 1.20% 8.30 | 8.50 ⇑ 2.41% | 8.40 | 8.10 # 2000 #

S.B. 1st M. F.-A 10/500 E:0.00 P: BV:0.00 | :-
D: 8.40 ⇓ 1.18% 8.50 | 8.48 ⇓ 0.47% | 8.60 | 8.40 # 12500 #

EBL NRB M.F.-A 10/500 E:0.00 P: BV:0.00 | :-
D: 10.00 ⇑ 0.00% 10.00 | 10.00 ⇑ 0.00% | 10.10 | 9.90 # 3000 #

ENGINEERING

Aftab Auto.-A 10/50 E:15.08 P:16.74 BV:55.51 | 10%, 30%B :-810
D: 252.4 ⇓ 0.94% 254.8 | 254.04 ⇓ 0.73% | 257.9 | 251.7 # 324601 #
C: 253.0 ⇓ 0.39% 254.0 | 253.87 ⇓ 0.63% | 257.0 | 252.7 # 39212 #

Aziz PipesZ 100/5 E:7.18 P:51.01 BV:-383.45 | No Div. :-1210
D: 366.3 ⇑ 0.07% 366.0 | 366.67 ⇑ 0.00% | 374.0 | 364.3 # 450 #

Olympic Ind. -A 100/50 E:54.89 P:33.49 BV:144.42 | 10%, 50%B :-610
D: 1838 ⇓ 0.54% 1848 | 1856 ⇑ 1.28% | 1872 | 1831 # 12704 #
C: 1852 ⇑ 2.21% 1812 | 1852 ⇑ 0.89% | 1855 | 1850 # 300 #

Bangladesh Lamps -A 100/5 E:85.67 P:19.96 BV:1519.82 | 35% :-1210
D: 1710 ⇓ 1.08% 1729 | 1713 ⇑ 0.39% | 1745 | 1671 # 550 #

Eastern Cables-B 100/10 E:6.82 P:93.29 BV:382.58 | 10% :-1210
D: 636.3 ⇓ 0.12% 637.0 | 633.33 ⇓ 0.09% | 643.0 | 629.3 # 150 #
C: 660.0 ⇑ 6.02% 622.5 | 660.00 ⇑ 6.04% | 660.0 | 660.0 # 20 #

Monno Jutex -A 100/5 E:7.50 P:299.8 BV:1613.33 | 20%B :-610
D: 2249 ⇓ 3.90% 2340 | 2244 ⇓ 4.08% | 2328 | 2226 # 45 #

Monno Stafllers -A 100/5 E:39.09 P:61.42 BV:396.50 | 15% :-1210
D: 2401 ⇓ 2.31% 2458 | 2400 ⇓ 2.33% | 2405 | 2400 # 30 #

Singer BD -A 100/5 E:87.29 P:30.32 BV:799.77 | 600%, 75%B :-1210
D: 2647 ⇓ 0.34% 2656 | 2656 ⇓ 0.48% | 2696 | 2641 # 4390 #
C: 2658 ⇓ 0.20% 2663 | 2662 ⇓ 1.02% | 2735 | 2650 # 225 #

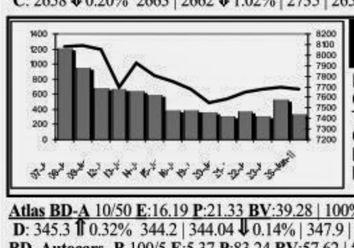

ENGG
Index: 7678
Chn.: -0.23%
TO (MTk): 336.38
Chn.: -36.47%
EPS: 41.09
PE: 30.13

Atlas BD-A 10/50 E:16.19 P:21.33 BV:39.28 | 100%, 1B:3 :-610
D: 345.3 ⇑ 0.32% 344.2 | 344.04 ⇓ 0.14% | 347.9 | 341.6 # 21317 #

BD. Autocars -B 100/5 E:5.37 P:83.24 BV:57.62 | 5%B :-610
D: 447.0 ⇓ 2.08% 456.5 | 449.06 ⇓ 1.91% | 455.0 | 445.0 # 265 #

Quasem Drycells -A 10/500 E:1.74 P:45.92 BV:22.53 | 20%B :-610
D: 79.90 ⇓ 0.13% 80.00 | 80.43 ⇑ 1.06% | 81.50 | 79.50 # 83500 #
C: 79.00 ⇓ 1.25% 80.00 | 79.10 ⇓ 0.96% | 79.10 | 79.10 # 500 #

Renwick Jajneswar-Z 100/5 E:35.57 P:22.63 BV:-273.62 | 10% :-609
D: 805.0 ⇓ 0.62% 810.0 | 808.33 ⇓ 0.61% | 806.0 | 805.0 # 120 #

National Tubes -A 100/10 E:35.70 P:25.83 BV:297.85 | 25% :-610
D: 922.3 ⇓ 0.83% 930.0 | 922.67 ⇓ 0.44% | 944.0 | 911.0 # 750 #

BD. Thai Alum -A 100/10 E:19.63 P:32.03 BV:424.80 | 25%B :-1210
D: 628.8 ⇓ 1.30% 637.0 | 632.91 ⇓ 1.11% | 641.8 | 627.0 # 34465 #
C: 631.0 ⇓ 0.94% 637.0 | 632.97 ⇓ 1.23% | 641.0 | 628.0 # 1890 #

Anwar Galvanizing -Z 100/50 E:0.13 P:2562 BV:75.55 | No Div. :-610
D: 333.0 ⇑ 1.37% 328.5 | 333.33 ⇑ 1.57% | 337.0 | 326.0 # 1050 #

Kay & Que (BD) -A 100/50 E:4.53 P:80.63 BV:105.22 | 5%B :-1210
D: 365.3 ⇓ 1.81% 372.0 | 366.23 ⇓ 1.61% | 370.0 | 364.0 # 3850 #
C: 358.0 ⇓ 3.76% 372.0 | 358.27 ⇓ 3.56% | 365.0 | 355.5 # 1400 #

Rangpur Foundry -A 10/500 E:2.23 P:36.86 BV:15.29 | 21% :-1210
D: 82.20 ⇓ 0.36% 82.50 | 82.29 ⇓ 0.39% | 82.90 | 82.00 # 3500 #

S. Alam Steel -A 100/50 E:16.30 P:33.16 BV:201.36 | 5%, 10%B :-910
D: 540.5 ⇓ 0.46% 543.0 | 541.70 ⇑ 0.10% | 545.0 | 535.0 # 35590 #
C: 536.0 ⇓ 1.29% 543.0 | 538.06 ⇓ 0.26% | 545.0 | 533.0 # 2550 #

Golden Son -A 10/500 E:3.22 P:20.68 BV:26.47 | 5%,10%B :-1210
D: 66.60 ⇓ 0.45% 66.90 | 67.12 ⇓ 0.27% | 68.30 | 66.40 # 488786 #
C: 67.00 ⇑ 0.00% 67.00 | 66.85 ⇓ 0.61% | 67.50 | 66.60 # 11150 #

BSRM Steels-A 100/50 E:48.22 P:27.89 BV:65.59 | 20%B :-1210
D: 1345 ⇓ 0.17% 1347 | 1346 ⇓ 0.52% | 1358 | 1341 # 58370 #
C: 1341 ⇓ 0.46% 1347 | 1343 ⇓ 0.22% | 1352 | 1338 # 2618 #

Navana CNG-A 10/100 E:6.68 P:22.99 BV:21.07 | 10%, 20%B :-310
D: 153.6 ⇓ 0.26% 154.0 | 153.97 ⇓ 0.94% | 157.6 | 152.9 # 113360 #
C: 154.0 ⇓ 0.65% 155.0 | 154.51 ⇑ 0.10% | 155.9 | 153.4 # 6900 #

Deshbandhu Polymer-N 10/500 E:3.47 P:18.07 BV:13.63 | :-
D: 62.70 ⇓ 0.48% 63.00 | 62.78 ⇓ 0.60% | 63.20 | 62.50 # 129000 #
C: 62.50 ⇓ 1.11% 63.20 | 62.68 ⇓ 1.18% | 63.50 | 62.50 # 32500 #

National Polymer -A 100/10 E:24.27 P:30.06 BV:411.86 | 18% :-610
D: 729.5 ⇓ 0.92% 736.3 | 732.94 ⇑ 0.18% | 746.0 | 726.3 # 850 #
C: 722.0 ⇓ 5.87% 767.0 | 725.05 ⇓ 5.47% | 748.0 | 717.0 # 50 #

FOOD & ALLIED

Apex FoodsA 100/5 E:15.01 P:61.39 BV:704.00 | 12% :-610
D: 921.5 ⇓ 1.89% 939.3 | 927.50 ⇓ 0.72% | 945.0 | 920.0 # 800 #
C: 931.0 ⇓ 1.48% 945.0 | 931.06 ⇓ 1.41% | 939.8 | 905.0 # 20 #

Bangas -A 100/5 E:14.61 P:110.4 BV:134.45 | 25%B :-610
D: 1612 ⇑ 0.02% 1612 | 1614 ⇓ 0.39% | 1645 | 1592 # 70 #

BATBCL -A 10/50 E:47.98 P:12.17 BV:104.01 | 430% :-1210
D: 584.1 ⇑ 0.38% 581.9 | 584.23 ⇑ 0.32% | 588.7 | 579.7 # 9700 #
C: 597.5 ⇑ 2.91% 580.6 | 597.50 ⇑ 2.91% | 597.5 | 597.5 # 200 #

GeminiSeaFood A 100/5 E:36.95 P:79.07 BV:-88.73 | 12% :-610
D: 2922 ⇓ 2.01% 2982 | 2918 ⇓ 2.62% | 2999 | 2872 # 110 #

National Tea -A 100/5 E:265.87 P:18.61 BV:740.00 | 25% :-1210
D: 4949 ⇓ 0.63% 4980 | 4960 ⇓ 0.62% | 5000 | 4906 # 25 #
C: 4905 ⇑ 0.10% 4900 | 4905 ⇑