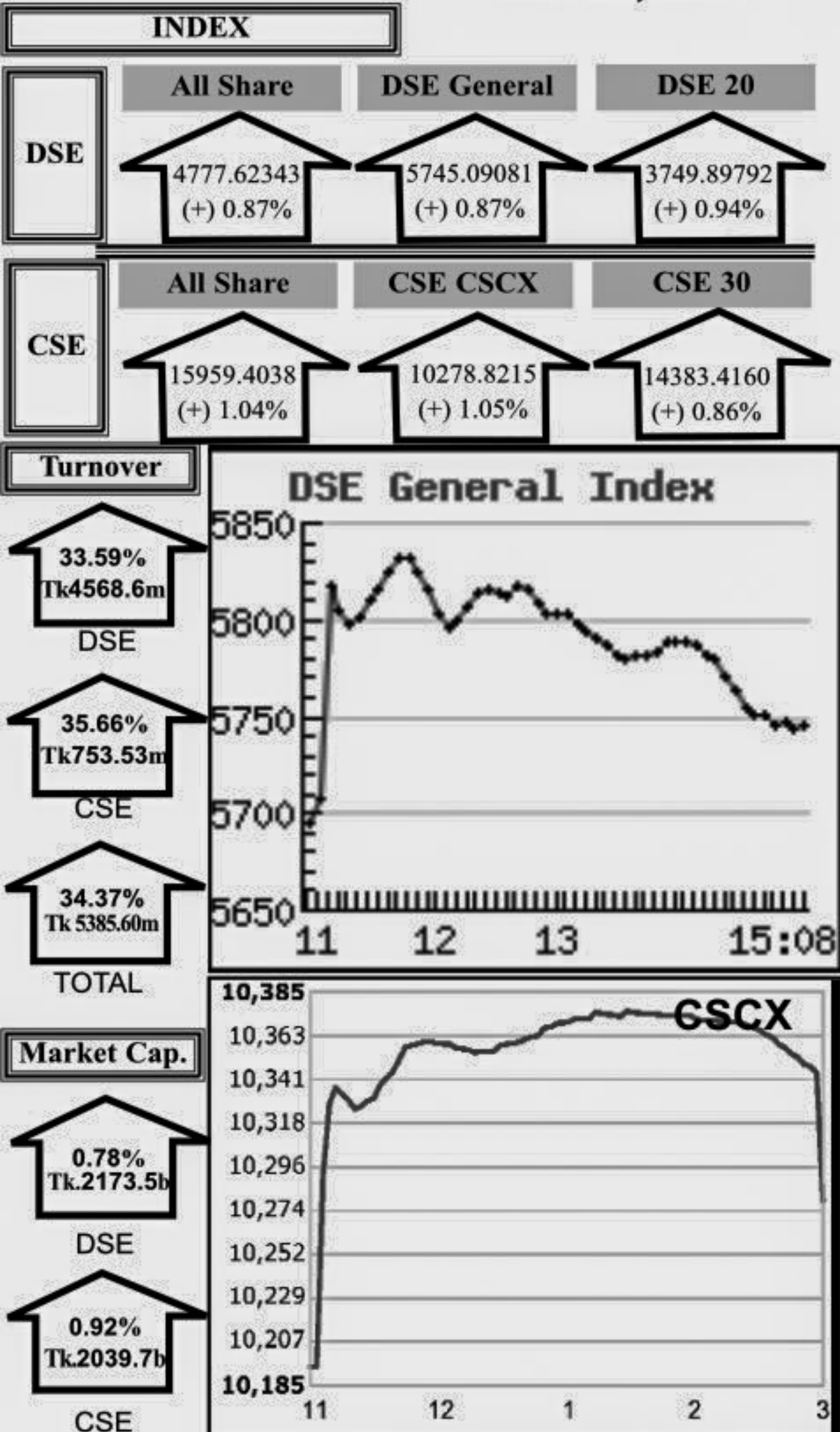
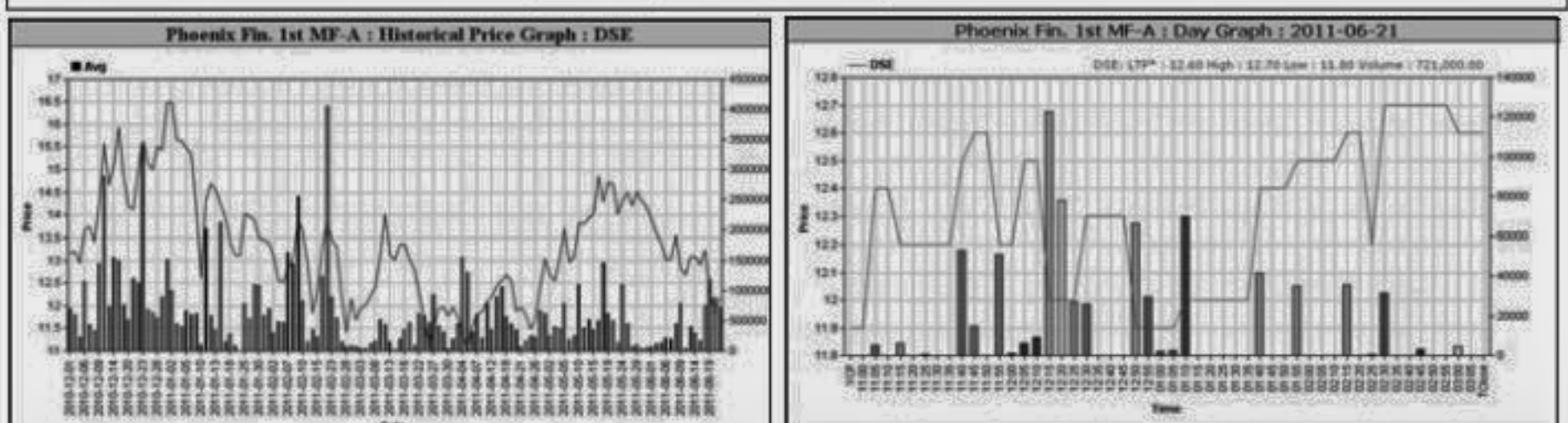


Capital Market Highlights: Jun 21, 2011



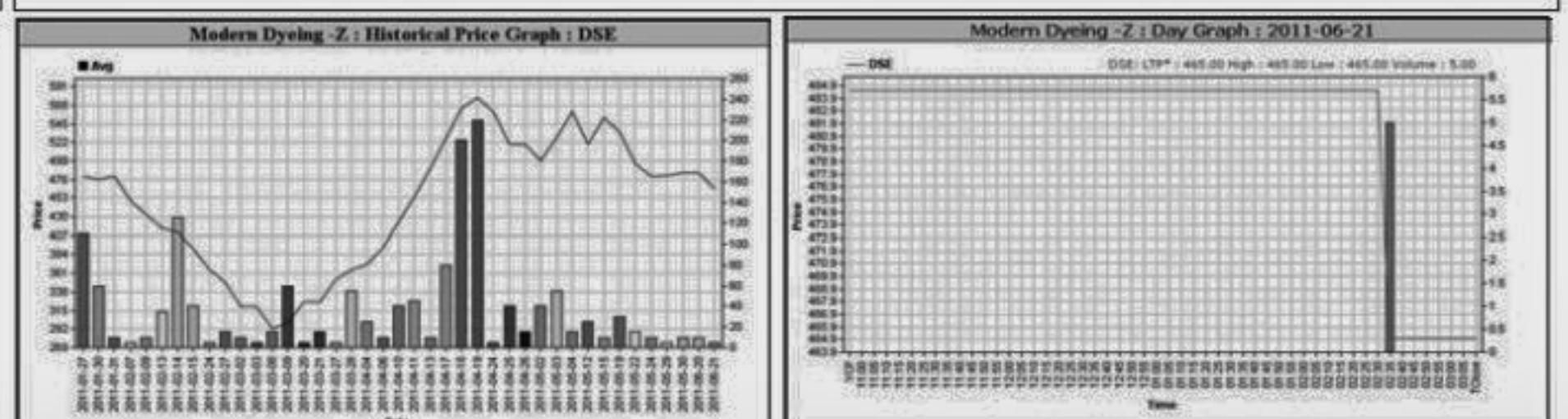
Capital Gainers

Dhaka Stock Exchange														
Company	Price Chn. (%)		Price Scale				Turnover		BookV					
	Close	Avg.	Avg.	Close	DayHi	DayLo	Yr Hi	YrLo	M.Tk	Per S	EPS	PE		
Phoenix Fin. 1st MF-A	5.88	2.78	12.18	12.60	12.70	11.80	17.5	10.8	8.785	10	0	-		
Chittagong Veg-A	5.00	6.11	2,842.50	2,842.50	2,842.50	6,699.012500			3,809	114.28	18.08	157.22		
GeminiSeaFoodA	4.96	5.91	2,775.00	2,771.50	2,772.50	2,769.00	4,050.011300		0.222	-88.73	36.95	75.10		
BSC-A	4.92	6.56	2,280.85	2,284.00	2,285.75	2,250.00	4,200.021000		0.536	1014.3	66.71	34.19		
Kay & Que (BD) -B	4.68	4.75	380.29	380.50	386.75	367.00	619.0	259.0	2.605	105.22	4.53	83.95		
BEXIMCO Ltd. -A	4.57	6.07	158.09	157.80	160.00	152.40	345.9	142.2	430.286	62.57	27.21	5.81		
Beximco Syn.-A	4.49	4.67	424.59	424.75	434.75	413.25	615.0	275.0	29.069	294	4.01	105.88		
Alltex Industries -Z	4.43	4.42	211.09	212.25	216.00	205.75	368.5	101.3	5.710	100.76	-17.75	-11.89		
Eastern Lubricants -A	4.04	3.94	557.14	556.00	573.40	530.00	965.0	440.0	0.195	57	5	111.43		
Rahim Textile -A	4.02	3.51	2,360.00	2,373.75	2,390.00	2,350.00	3,598.010310		0.059	769.62	11.5	205.22		

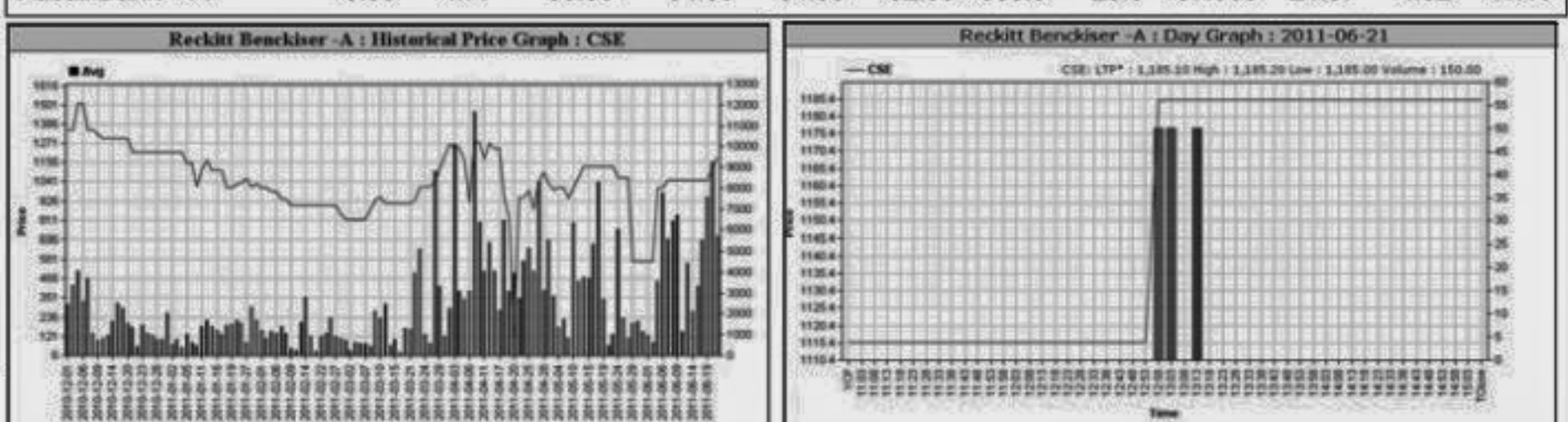


Capital Losers

Dhaka Stock Exchange														
Company	Price Chn. (%)		Price Scale				Turnover		BookV					
	Close	Avg.	Avg.	Close	DayHi	DayLo	Yr Hi	YrLo	M.Tk	Per S	EPS	PE		
Modern Dyeing -Z	-4.02	-4.02	465.00	465.00	465.00	635.0	292.0		0.002	103.83	4.03	115.38		
Samorita Hospital -A	-2.70	-3.12	107.27	108.00	108.00	108.00	1950.0	1020.0	0.059	168.8	27.77	38.79		
EBL NRB M.F.-A	-2.00	-1.80	9.82	9.80	10.10	9.00	10.3	9.0	0.054	0	0	-		
ICB -A	-1.87	-1.76	3505.00	3505.00	3530.00	3490.00	5900.0	2787.3	0.701	230	68.18	51.41		
Rupali Bank - A	-1.34	-0.23	1415.74	1401.00	1440.00	1391.00	2100.0	1200.0	1.529	1029.2	43.65	32.43		
GQ Ball PenA	-1.29	0.18	218.66	214.50	223.00	212.40	294.0	122.0	22.590	111.95	5.3	41.26		
S.B. 1st M. F.-A	-1.15	-0.46	8.63	8.60	8.80	8.50	10.5	8.0	0.069	0	0	-		
Ambee Pharma -A	-1.02	0.88	403.08	397.90	415.00	395.10	843.0	220.0	1.310	21.4	3.68	109.53		
Global Insurance -A	-0.75	2.32	673.54	664.25	685.00	663.00	1210.0	380.0	7.611	118.18	9.66	67.62		
Grameen M F One-A	-0.64	1.47	78.48	77.30	81.50	76.10	123.9	62.0	9.967	34.65	3.45	22.75		

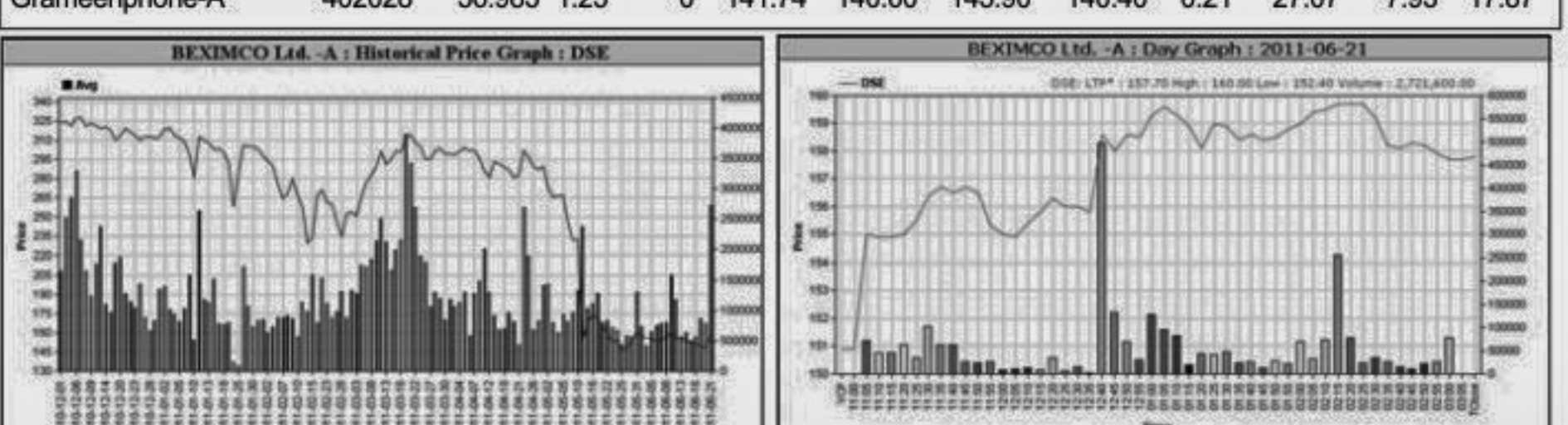


Chittagong Stock Exchange														
Company	Price Chn. (%)		Price Scale				Turnover		BookV					
	Close	Avg.	Avg.	Close	DayHi	DayLo	Yr Hi	YrLo	M.Tk	Per S	EPS	PE		
Reckitt Benckiser -A	6.18	6.24	1185.13	1185.00	1185.20	1185.00	1619.0	90.0	0.178	43.13	26.71	44.37		
Rupali InsurA	6.14	8.21	123.72	121.00	125.00	121.00	2051.0	87.2	0.483	43.85	7.39	16.74		
National Housing Fin.-A	5.74	5.79	1050.00	1050.00	1055.00	1040.00	1500.0	730.0	0.158	155.71	31.16	33.70		
Bangas -A	5.70	5.83	1662.00	1660.00	1668.00	1660.00	3625.0	950.0	0.033	134.45	14.61	113.76		
Chittagong Veg.-A	5.00	4.99	2791.75	2792.00	2791.75	2791.75	8500.0	1200.0	0.168	114.28	18.08	154.41		
Phoenix Insur -A	4.82	4.33	86.70	87.00	86.70	86.70	1750.0	65.0	0.087	27.84	4.22	20.55		
BEXIMCO Ltd. -A	4.77	5.67	157.38	158.00	159.90	153.60	430.0	1.0	60.475	62.57	27.21	5.78		
Shinepukur Ceramics-A	4.17	3.76	49.70	50.00	50.30	48.90	156.0	25.0	3.336	24.58	2.28	21.80		
HeidelbergCement -A	3.89	3.89	3020.00	3020.00	3020.00	3020.00	4325.0	2500.0	0.006	799	176.75	17.09		
Pubali Bank - A	3.85	4.77	53.80	54.00	54.50	52.00	883.0	25.0	37.663	21.07	4.82	11.16		



Turnover Leaders

Dhaka Stock Exchange													
Company	Vol. Share	Value (M.Tk.)	% of Total	Price Scale				C.Pts	BookV				
				Avg. Close	DayHi	DayLo	Chn%			Per S	EPS	PE	
BEXIMCO Ltd. -A	2721802	430,286	9.42	158.09	157.80	160.00	152.40	4.57	62.57	27.21	5.81		
LankaBangla Fin. -A	1157795	244,571	5.35	208.70	214.90	207.60	-0.33	21.5	4.21	50.18			
UCBL - A	4086383	218,843	4.79	53.55	53.10	54.40	52.00	3.91	10.74	6	8.93		
M.I. Cement-N	983600	151,249	3.31	153.77	152.20	156.00	151.90	0.33	16.36	3.32	46.32		
Aftab Auto.-A	480708	122,145	2.67	254.09	251.00	258.00	250.00	0.88	55.51	15.08	16.85		
BEXTECH Ltd.-A	3667449	121,497	2.66	33.13	32.90	33.80	32.40	3.13	23.58	3.79	8.74		
UNITED AIR-B	2562690	116,190	2.54	45.34	44.70	46.10	44.60	0.90	10.05	1.13	40.12		
City Bank - A	175667	95,355	2.09	542.82	536.50	550.00	532.00	1.51	227.87	45.65	11.89		
One Bank - A	202752	91,083	1.99	449.23	443.00	455.00	439.00	1.08	152.55	59.19	7.59		
National Bank - A	1469062	88,723	1.94	60.39	59.90	61.40	59.50	3.92	22.21	7.98	5.57		
Eastern Bank - A	1319020	87,947	1.93	66.68	66.20	68.00	65.30	3.60	26.74	5.54	12.04		
Pubali Bank - A	1572302	80,613	1.85	53.81	53.10	54.60	52.00	3.11	21.07	4.82	11.16		
AB Bank - A	99144	84,517	1.76	812.12	804.25	825.00	800.00	1.16	375.1	108.23	7.50		
Titas Gas TDCLA	108190	80,018	1.75	739.61	733.75	747.00	731.25	0.17	200.15	60.88	12.15		
People's Leasing-A	175667	77,942	1.71	117.02	115.30	119.30	115.00	0.52	17.69	5.41	21.63		
Prime Bank-A	1745231	73,434	1.61	42.08	41.40	42.90	41.20	0.98	29.03	5.69	7.40		
BSRM Steels-A	67355	67,355	1.47	1355.33	1340.75	1374.00	1335.25	0.68	65.59	48.22	28.11		
First Lease-A	68340	66,184	1.45	968.45	957.00	984.75	951.00	0.71	157.6	27.56	35.14		
Uttara Bank - A	830950	65,191	1.43	78.45	77.90	79.60	76.90	2.24	28.28	5.4	14.56		
Grameenphone-A	402028	56,985	1.25	141.74	140.60	143.90	140.40	0.21	27.07	7.93	17.87		



Market Cap. Leader

Dhaka Stock Exchange														
Company	Market Cap. M. Tk.	% of Total	Average				Price Scale				BookV			
			Price	Chn.	P Day	D Hi	D Lo	D Clo.	Chn%	Per S	EPS	PE		
Grameenphone-A	191,392	8.81	141.74	1.63	139.47	143.9	140.4	140.6	0.21	27.07	7.93	17.87		
ICB -A	87,625	4.03	3,505.00	-1.76	3567.86	3530	3490	3505	-1.87	230	68.18	51.41		
Titas Gas TDCLA	69,680	3.21	739.61	1.25	730.47	747	731.25	733.75	0.17	200.15	60.88	12.15		
Square Pharma -A	65,342	3.01	3,330.84	0.58	3311.58	3340	3320	3327.25	0.25	659.63	127.29	26.17		
National Bank - A	51,957	2.39	60.39	4.39	57.85	61.4	59.5	59.9	2.92	22.21	7.98	5.57		
Islami Bank BD -A	47,438	2.18	474.01	1.03	469.19	480	470	471.75	0.37	234.76	44.6	10.63		
BSRM Steels-A	44,116	2.03	1,355.33	2.09	1327.63	1374	1335.25	1340.75	0.68	65.59	48.22	28.11		
UCBL - A	38,957	1.79	53.55	4.51	51.24	54.4	52	53.1	3.91	10.74	6	8.93		
BEXIMCO Ltd. -A	38,805	1.79	158.09	6.07	149.05	160	152.4	157.8	4.57	62.57	27.21	5.81		
Pubali Bank - A	36,094	1.66	53.81	4.97	51.26	54.6	52	53.1	3.11	21.07	4.82	11.16		
BATBCL - A	34,644	1.59	57.08	-0.07	57.83	59.5	57.45	57.65	-0.07	104.01	47.98	12.03		
Prime Bank-A	32,814	1.51	42.08	2.04	41.24	42.9	41.2	41.4	0.98	29.03	5.69	7.40		
DESCO Ltd.-A	32,518	1.5	1,561.73	2.32	1526.32	1609	1540	1551.5	0.29	409.16	85.91	18.18		
Padma Oil Co.-A	32,487	1.49	736.66	0.00	736.66	0	0	0	0	50.15				