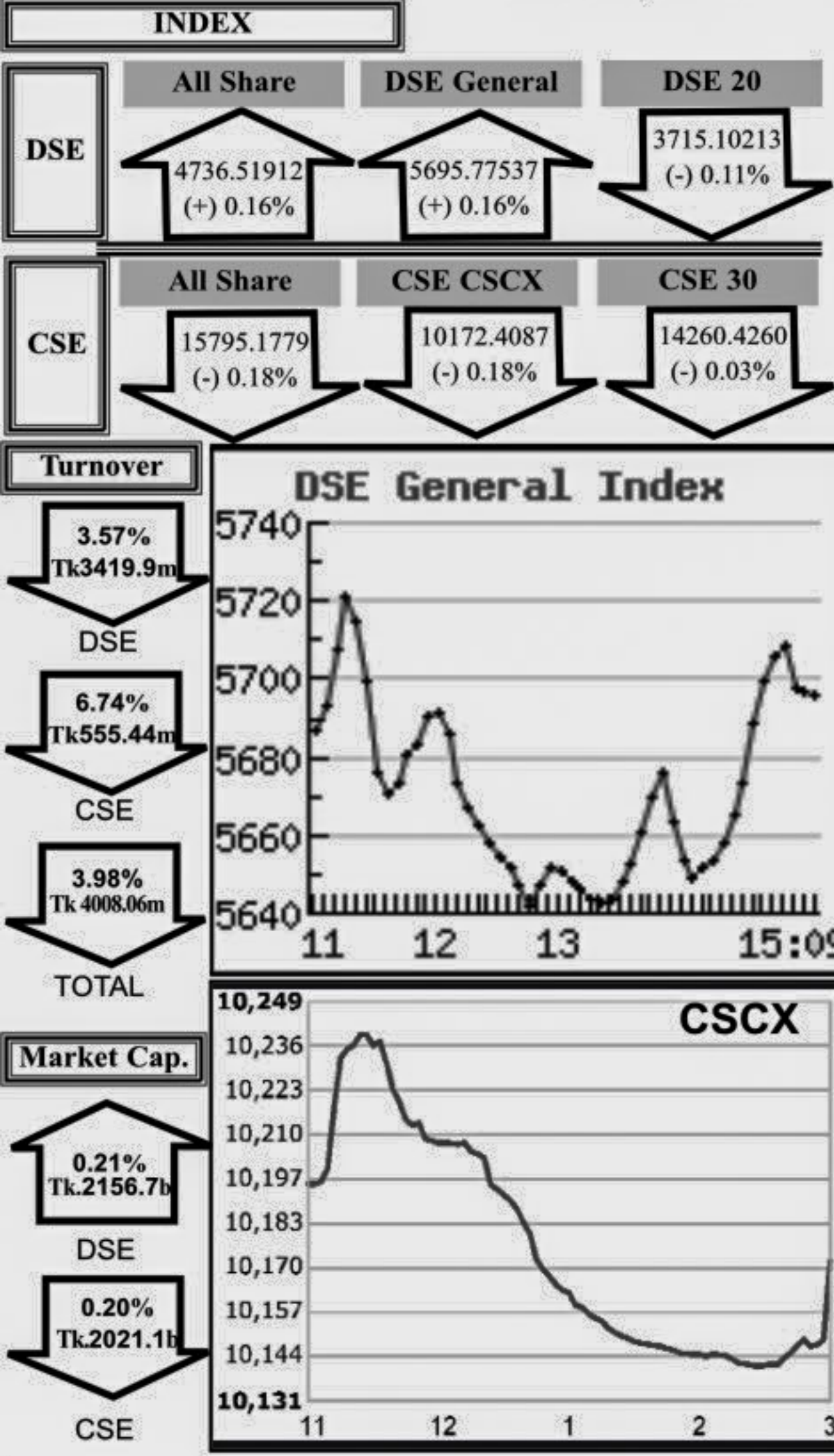


Capital Market Highlights: Jun 20, 2011

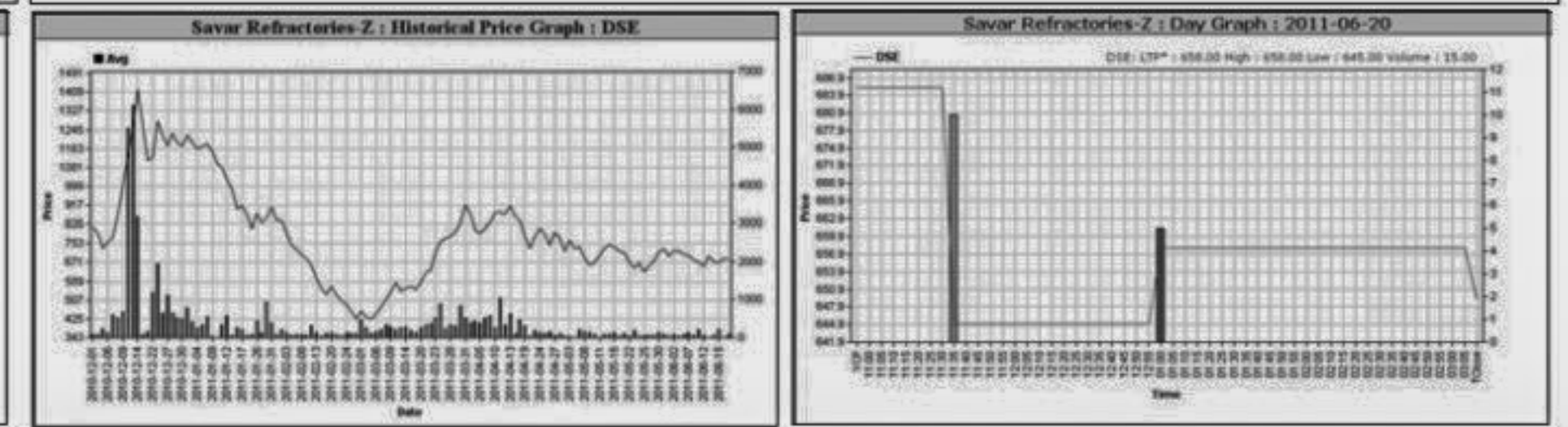
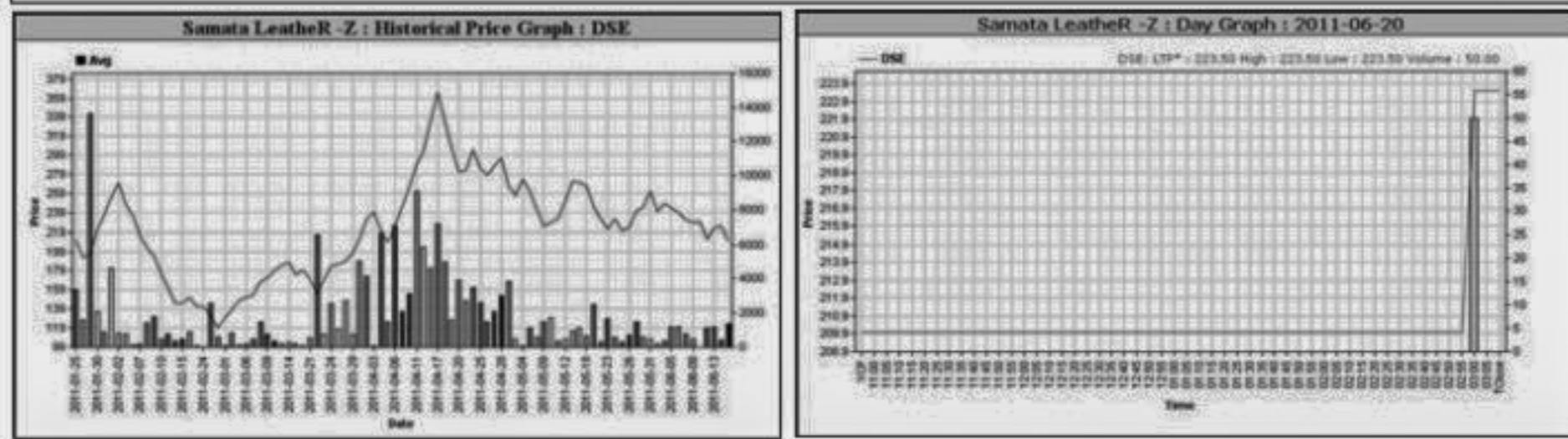


Capital Gainers

Dhaka Stock Exchange														
Company	Price Chn. (%)		Price Scale				Turnover		BookV					
	Close	Avg.	Avg.	Close	DayHi	DayLo	Yr Hi	YrLo	M.Tk	Per S	EPS	PE		
Samata Leather-Z	6.43	6.24	223.50	223.50	223.50	223.50	364.5	118.0	0.011	52.4	-2.51	-89.04		
Chittagong Veg.-A	4.97	3.80	2,678.90	2,707.25	2,707.25	2,600.00	6,699.01	250.0	6.499	114.28	18.08	148.17		
S.B. 1st M.F.-A	4.82	2.00	8.67	8.70	8.80	8.70	10.5	8.0	0.013	0	0	-		
Libra Infusions-A	4.24	4.35	4,000.00	3,997.25	3,998.00	3,996.50	5,242.01	761.0	0.160	156.471	61.61	64.92		
Jute Spinners-A	3.93	5.00	1,540.00	1,533.00	1,549.00	1,479.00	2,540.01	100.0	0.077	528.94	37.33	41.25		
GeminiSeaFood-A	3.63	3.04	2,620.22	2,640.50	2,675.00	2,506.00	4,050.01	113.0	1.166	-88.73	36.95	70.91		
Intl. Leasing-A	3.16	1.25	1,104.84	1,126.25	1,140.00	1,075.50	2,950.0	948.0	13.457	155.58	42.12	26.23		
BSC-A	2.94	1.49	2,140.43	2,177.00	2,200.00	2,100.00	4,200.01	200.0	0.503	1014.3	66.71	32.09		
National Life I-A	2.56	1.64	6,698.02	6,738.00	6,751.00	6,569.00	10,869.04	423.0	6.765	809.94	123.4	54.28		
Rahima Food-A	2.50	0.06	425.24	431.25	439.00	417.00	880.0	260.0	1.786	47.75	8.22	51.73		

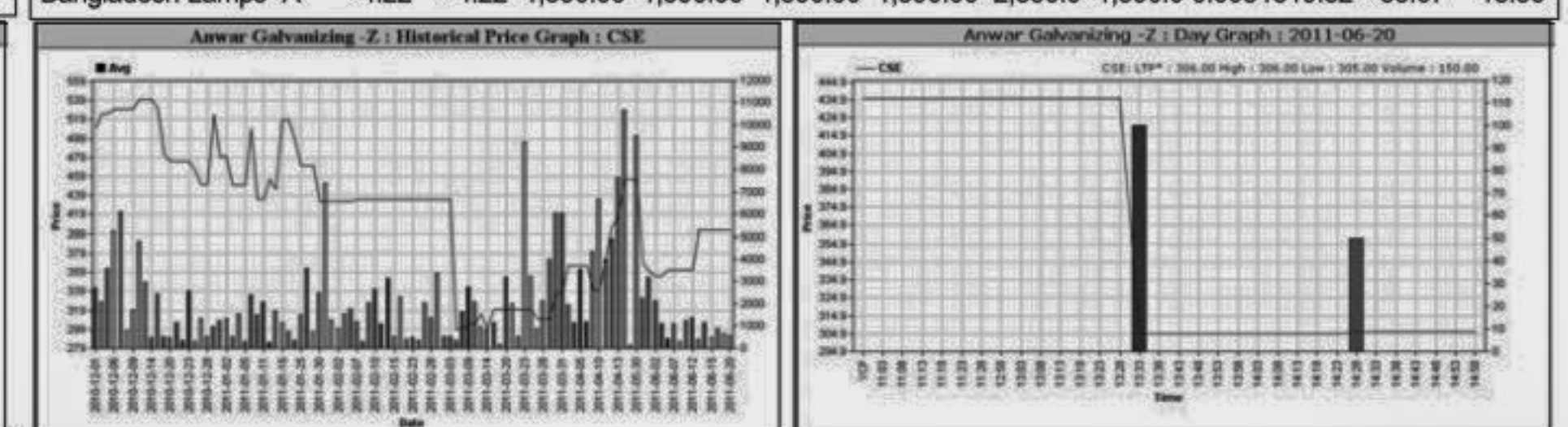
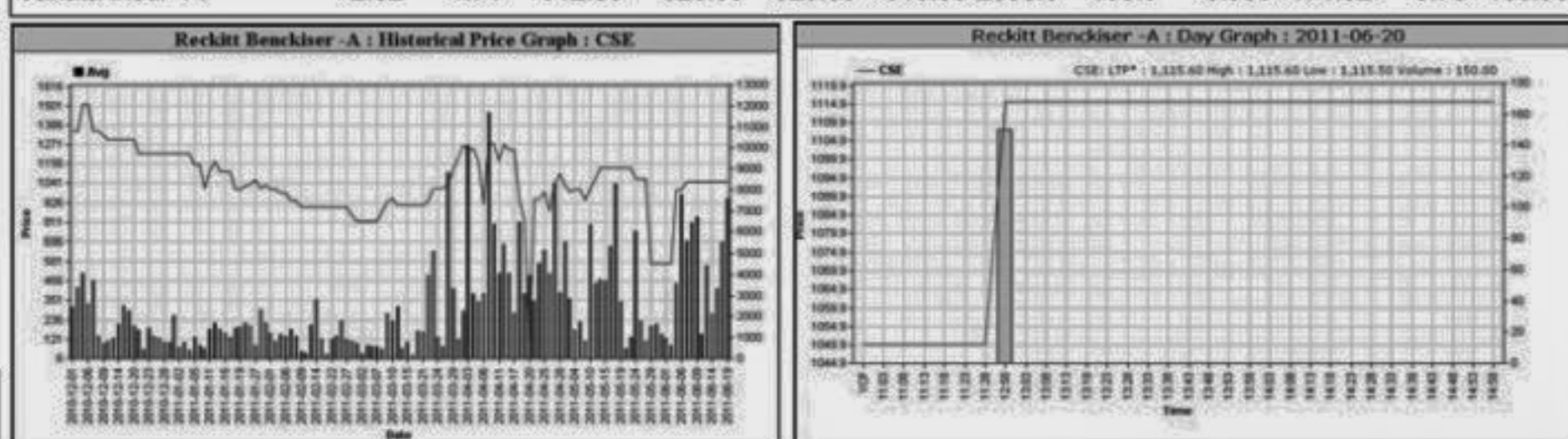
Capital Losers

Dhaka Stock Exchange														
Company	Price Chn. (%)		Price Scale				Turnover		BookV					
	Close	Avg.	Avg.	Close	DayHi	DayLo	Yr Hi	YrLo	M.Tk	Per S	EPS	PE		
Savar Refractories-Z	-5.25	-2.78	666.67	649.25	658.00	645.00	1425.3	411.0	0.010	114.21	5.56	119.90		
Beacon Pharma Ltd.-Z	-3.56	-4.48	29.45	29.80	30.80	28.30	100.0	27.3	24.308	12.04	0.13	226.54		
Safko Spinning-Z	-3.23	-2.18	394.39	389.00	411.75	382.00	918.0	94.3	3.234	43.23	-5.16	-76.43		
Anwar Galvanizing-Z	-3.13	-3.13	310.00	309.25	311.00	307.00	620.0	220.0	0.186	75.55	0.13	2384.62		
Prime Bank-A	-2.61	-2.18	41.24	41.00	42.40	40.90	999.0	34.1	39.949	29.03	5.69	7.25		
Bangladesh Welding-A	-2.45	-2.50	52.18	51.80	53.60	51.40	282.0	46.8	25.036	14.12	1.08	48.31		
Alltex Industries-Z	-2.40	-3.68	202.15	203.25	212.00	198.00	368.5	101.3	6.479	100.76	-17.75	-11.39		
I P D C-A	-2.20	-2.04	364.03	367.00	372.00	360.00	900.0	332.3	5.788	208.63	-17.75	-11.39		
Legacy Footwear-Z	-2.16	-2.25	36.44	36.30	36.90	36.00	685.0	24.9	0.492	19.45	1.04	35.04		
CMC Kamal Tex.-A	-2.15	-2.80	54.55	54.50	56.50	53.20	1680.0	37.0	6.982	34.91	1.92	28.41		



Chittagong Stock Exchange														
Company	Price Chn. (%)		Price Scale				Turnover		BookV					
	Close	Avg.	Avg.	Close	DayHi	DayLo	Yr Hi	YrLo	M.Tk	Per S	EPS	PE		
Reckitt Benckiser-A	6.29	6.24	1115.53	1116.00	1115.60	1115.50	1619.0	90.0	0.167	43.13	26.71	41.76		
Tallu Spinning-A	5.31	5.38	615.00	615.00	615.00	615.00	970.0	183.0	0.006	110.43	3.19	192.79		
Prime Fin. 1st MF-A	5.26	5.96	18.12	18.00	18.70	18.00	44.9	17.1	0.127	26.31	2.83	6.40		
Sinobangla Indu.-A	4.88	0.79	41.97	43.00	42.50	40.90	99.0	39.2	0.003	21.17	1.19	35.27		
Chittagong Veg.-A	4.27	3.93	2,659.00	2,659.00	2,677.00	2,645.00	8,500.0	1,200.0	0.292	114.28	18.08	147.07		
Rangpur Foundry-A	3.54	3.95	82.33	82.00	85.00	78.00	167.0	71.0	0.124	15.29	2.23	36.92		
Pragati Gen. I-A	3.53	3.49	880.00	880.00	880.00	880.00	1,730.0	809.0	0.003	460	32.16	27.36		
Grameen1.Scheme2-A	3.16	0.67	19.42	19.60	19.60	19.00	34.8	18.6	0.369	12.7	1.2	16.18		
Central Insur-A	2.86	2.86	720.00	720.00	720.00	720.00	1,345.0	570.0	0.360	267.82	30.47	23.63		
Janata Insur-A	2.82	1.71	612.86	620.00	620.00	610.00	2,398.0	100.0	0.086	171.32	5.73	106.96		

Chittagong Stock Exchange														
Company	Price Chn. (%)		Price Scale				Turnover		BookV					
	Close	Avg.	Avg.	Close	DayHi	DayLo	Yr Hi	YrLo	M.Tk	Per S	EPS	PE		
Anwar Galvanizing-Z	-24.02	-24.19	305.33	306.00	306.00	305.00	609.5	275.0	0.046	75.55	0.13	2348.69		
Eastland Insur-A	-14.61	-6.64	853.12	853.00	860.75	843.50	1,950.0	843.5	0.190	180.09	45	18.96		
8th ICB M.F.-A	-12.39	-12.39	601.00	601.00	601.00	601.00	920.0	601.0	0.004	215.35	42.85	14.03		
Prime Insur-A	-9.46	-9.34	67.00	67.00	67.00	67.00	1,998.0	58.0	0.034	12.33	3.11	21.54		
Phoenix Fin. 1st MF-A	-7.69	-3.65	12.14	12.00	12.20	12.10	17.0	10.5	0.049	10	0	-		
8th ICB M.F.-A	-6.88	-6.88	596.00	596.00	596.00	596.00	969.0	566.0	0.024	196.03	50	11.92		
Bangas-A	-5.96	-5.96	1,570.50	1,570.50	1,571.00	1,570.00	3,625.0	950.0	0.016	134.45	14.61	107.49		
AramisCementA	-5.75	-5.75	1,130.00	1,130.00	1,130.00	1,130.00	2,010.0	827.5	0.057	94.94	51.53	21.93		
S.B. 1st M.F.-A	-4.26	-9.57	8.50	9.00	8.50	8.50	18.9	7.5	0.009	0	0	-		
Bangladesh Lamps-A	-4.22	-4.22	1,590.00	1,590.00	1,590.00	2,850.0	1,590.0	0.008	1519.82	85.67	18.56			



Turnover Leaders

Dhaka Stock Exchange															
Company	Vol. Share	Value (M.Tk.)	% of Total	Price Scale				C.Pts		BookV					
				Avg. Close	DayHi	DayLo	Chn%	Per S	EPS	PE					
LankaBangla Fin.-A	949625	197,120	5.76	207.58	209.40	210.80	204.50	2.50	21.5	4.21	49.31				
UCBL - A	3038762	155,718	4.55	51.24	51.10	52.40	50.50	-1.35	10.74	6	8.54				
National Bank - A	2037539	117,870	3.45	57.85	58.20	59.00	56.90	0.17	22.21	7.98	7.25				
BEXIMCO Ltd.-A	780958	116,402	3.40	149.05	150.90	152.30	146.00	2.44	62.57	5.21	5.48				
M.I. Cement-N	718973	107,768	3.15	149.89	151.70	152.50	147.50	1.27	16.36	3.32	45.15				
UNITED AIR-B	1833470	81,121	2.37	44.24	44.30	45.00	43.50	0.23	10.05	1.13	39.15				
People's Leasing-A	708652	80,948	2.37	114.23	114.70	115.70	112.90	0.44	17.69	5.41	21.11				
City Bank - A	153615	80,352	2.35	523.07	528.50	535.00	513.75	0.24	227.87	45.65	11.46				
BSRM Steels-A	58700	77,932	2.28	1327.63	1331.75	1339.00	1318.00	0.76	65.59	48.22	27.53				
Pubali Bank - A	1321098	67,724	1.98	51.26	51.50	52.50	50.50	-0.58	21.07	4.82	10.63				
Uttara Bank - A	850629	64,227	1.88	75.51	75.90	77.00	74.10	-0.78	28.28	5.4	13.98				
Aftab Auto.-A	250997	62,221	1.82	247.90	248.80	250.00	246.10	0.97	55.51	15.08	16.44				
RAK Ceramics-A	647683	62,081	1.82	95.85	95.70	97.60	94.70	-0.62	18.04	2.55	37.59				
Titas Gas TDCLA	80860	58,934	1.72	730.47	732.50	737.50	726.00	0.10	200.15	60.88	12.00				
Eastern Bank - A	815333	51,865	1.52	63.61	63.50	65.70	62.50	-1.84	26.74	5.54	11.48				
Grameenphone-A	333422	46,501	1.36	139.47	140.30	141.30	137.90	-0.86	27.07	7.93	17.59				
AB Bank - A	58427	46,408	1.36	794.29	795.00	809.00	786.25	-0.66	375.1	108.23	7.34				
BEXTEX Ltd.-A	1460862	46,272	1.35	31.67	31.90	32.20	31.20	-0.95	23.58	3.79	8.36				
One Bank - A	93106	40,782	1.19	438.02	439.25	446.50	432.25	-0.90	152.55	59.19	7.40				
Union Capital-A	423477	40,157	1.17	94.83	94.70	96.50	93.50	-0.42	12.78	7.17	13.23				

Dhaka Stock Exchange																
Company	Market Cap. M. Tk.	% of Total	Average				Price Scale				BookV					
			Price	Chn.	P Day	D Hi	D Lo	D Clo.	Chn%	Per S	EPS	PE				
Grameenphone-A	188,326	8.73	139.47	-0.31	139.91	141.3	137.9	140.3	0.86	27.07	7.93	17.59				
ICB - A	89,197	4.14	3,567.86	2.11	3494	3600	3544	3571.75	2.23	230	68.18	52.33				
Titas Gas TDCLA	68,819	3.19	730.47	-0.44	733.68	737.5	726	732.5	0.1	200.15	60.88	12.00				
Square Pharma - A	64,965	3.01	3,311.58	-0.10	3314.89	3327	3301.25	3319	0.14	659.63	127.29	26.02				
National Bank - A	49,772	2.31	57.8													