WEEKLY TRADED ISSUES June 12 - June 16, 2011

Company -Catagory Mark Face Value/Market Lot | EPS | PE | BV | Latest Dividend :- YearEnd
DSE/CSE: Closing ⇓⇑ Change % LastDay | Average |Change ⇓⇑ %| High | Low # Trade Volume (Share)

BANK

AB Bank - A 100/5 E:108.23 P:7.56 BV:375.10 | 10%, 15%B :-1210
D: 818.5 ⇑ 3.28% 792.5 | 827.55 ⇑ 4.20% | 839.0 | 730.3 # 747498 #
C: 819.0 ⇑ 3.41% 792.0 | 827.29 ⇑ 3.96% | 838.8 | 730.0 # 177623 #
City Bank - A 100/5 E:45.65 P:11.84 BV:227.87 | 30%B :-1210
D: 540.5 ⇑ 4.39% 517.8 | 552.03 ⇑ 8.27% | 568.0 | 462.0 # 1577638 #
C: 541.0 ⇑ 4.64% 517.0 | 553.04 ⇑ 8.19% | 568.0 | 472.0 # 173479 #
IFIC Bank - A 100/5 E:60.11 P:12.44 BV:208.26 | 27%B :-1210
D: 747.5 ⇑ 2.93% 726.3 | 762.22 ⇑ 3.96% | 777.0 | 634.0 # 308537 #
C: 749.0 ⇑ 2.88% 728.0 | 761.15 ⇑ 3.06% | 775.0 | 650.0 # 42845 #
Islami Bank - A 100/10 E:44.60 P:10.57 BV:234.76 | 35%B :-1210
D: 471.3 ⇓ 3.23% 487.0 | 473.81 ⇓ 2.42% | 486.0 | 462.0 # 561229 #
C: 471.0 ⇓ 2.89% 485.0 | 473.27 ⇓ 2.33% | 488.0 | 456.0 # 38331 #
National Bank - A 10/100 E:7.98 P:7.64 BV:22.21 | 95%B :-1210
D: 61.00 ⇓ 4.84% 64.10 | 61.48 ⇓ 3.91% | 65.00 | 57.00 # 12512417 #
C: 61.10 ⇓ 4.53% 64.00 | 61.51 ⇓ 3.86% | 89.00 | 50.00 # 2263401 #
Pubali Bank - A 10/25 E:4.82 P:11.12 BV:21.07 | 5%, 35%B :-1210
D: 53.60 ⇑ 0.75% 53.20 | 54.71 ⇑ 2.90% | 55.60 | 46.20 # 15430119 #
C: 54.00 ⇑ 1.89% 53.00 | 54.73 ⇑ 2.91% | 55.90 | 46.10 # 3762058 #

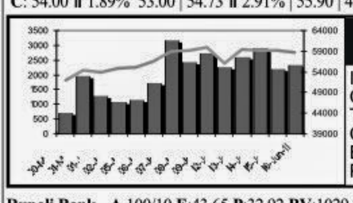

Rupali Bank - A 100/10 E:43.65 P:32.92 BV:1029.20 | 10%B :-1210
D: 1437 ⇓ 0.42% 1443 | 1442 ⇓ 0.08% | 1509 | 1409 # 6359 #
C: 1478 ⇑ 3.36% 1430 | 1478 ⇑ 1.21% | 1519 | 1421 # 3624 #
UCBL - A 10/50 E:6.00 P:8.82 BV:10.74 | 25%B :-1210
D: 52.90 ⇓ 5.03% 55.70 | 53.45 ⇓ 3.66% | 57.90 | 48.00 # 29360989 #
C: 53.00 ⇓ 5.36% 56.00 | 53.53 ⇓ 3.62% | 80.00 | 48.00 # 10009131 #
Uttara Bank - A 10/25 E:5.40 P:14.54 BV:28.28 | 20%, 20%B :-1210
D: 78.50 ⇑ 0.13% 78.40 | 79.53 ⇑ 0.80% | 84.00 | 69.70 # 10640435 #
C: 78.00 ⇓ 1.27% 79.00 | 79.74 ⇑ 0.78% | 85.00 | 65.00 # 1489240 #
ICB Is. Bank-Z 10/500 E:-2.04 P:-5.39 BV:-8.73 | No Div. :-1210
D: 11.00 ⇓ 5.17% 11.60 | 11.05 ⇓ 5.64% | 11.80 | 11.00 # 1304500 #
Eastern Bank - A 10/200 E:5.54 P:12.04 BV:26.74 | 55%B :-1210
D: 66.70 ⇑ 6.04% 62.90 | 68.41 ⇑ 9.14% | 72.40 | 56.80 # 9760154 #
C: 67.00 ⇑ 6.35% 63.00 | 68.12 ⇑ 7.78% | 73.00 | 55.90 # 1329335 #
Al Arafa Islami B-A 10/250 E:3.21 P:9.91 BV:13.03 | 26%B :-1210
D: 31.80 ⇓ 5.92% 33.80 | 32.04 ⇓ 5.54% | 33.50 | 30.00 # 5384634 #
C: 32.00 ⇓ 5.88% 34.00 | 31.99 ⇓ 5.30% | 66.00 | 28.00 # 2413991 #
Prime Bank-A 10/250 E:5.69 P:7.59 BV:29.03 | 35%B, 5% :-1210
D: 43.20 ⇓ 6.90% 46.40 | 43.67 ⇓ 5.96% | 46.40 | 41.10 # 8216168 #
C: 43.00 ⇓ 6.52% 46.00 | 43.87 ⇓ 5.25% | 47.50 | 40.00 # 628019 #
Southeast Bank-A 100/50 E:37.67 P:7.72 BV:197.82 | 20%B,10% :-1210
D: 291.0 ⇓ 3.72% 302.3 | 292.91 ⇓ 3.17% | 303.0 | 280.3 # 803136 #
C: 292.0 ⇓ 3.31% 302.0 | 294.13 ⇓ 2.98% | 303.0 | 282.0 # 179404 #
Dhaka Bank -A 10/100 E:4.67 P:8.95 BV:18.33 | 35%B :-1210
D: 41.80 ⇓ 5.43% 44.20 | 42.22 ⇓ 4.61% | 44.70 | 39.30 # 3328313 #
C: 42.00 ⇓ 4.55% 44.00 | 42.30 ⇓ 4.49% | 44.80 | 40.00 # 343997 #
N C C Bank -A 10/250 E:4.04 P:7.97 BV:15.75 | 32%B :-1210
D: 32.20 ⇓ 4.73% 33.80 | 32.37 ⇓ 4.34% | 34.60 | 30.20 # 5535859 #
C: 32.00 ⇓ 5.33% 33.80 | 32.49 ⇓ 4.10% | 34.50 | 30.50 # 1583722 #
Social Invest. B-A 10/250 E:1.89 P:11.64 BV:12.32 | 14%B :-1210
D: 22.00 ⇓ 4.35% 23.00 | 22.29 ⇓ 3.30% | 23.90 | 21.10 # 12085042 #
C: 22.10 ⇓ 3.91% 23.00 | 22.27 ⇓ 3.47% | 26.50 | 18.00 # 2896556 #
Dutch Ban. Bnk- A 100/50 E:100.12 P:13.46 BV:350.05 | 30% :-1210
D: 1348 ⇓ 3.25% 1393 | 1354 ⇓ 2.82% | 1400 | 1322 # 67122 #
C: 1354 ⇓ 2.66% 1391 | 1354 ⇓ 2.74% | 1389 | 1310 # 1466 #
MutualTrust Bank-A 100/50 E:38.86 P:9.34 BV:172.16 | 20%B :-1210
D: 363.0 ⇓ 3.65% 376.8 | 368.46 ⇓ 1.66% | 376.8 | 355.3 # 143007 #
C: 362.0 ⇓ 3.72% 376.0 | 369.29 ⇓ 1.35% | 375.0 | 352.0 # 9301 #
Standard Bank -A 100/50 E:33.71 P:8.73 BV:138.50 | 28%B :-1210
D: 294.3 ⇓ 4.77% 309.0 | 298.27 ⇓ 3.25% | 310.5 | 287.0 # 503158 #
C: 297.0 ⇓ 3.49% 307.8 | 300.33 ⇓ 2.82% | 309.5 | 284.0 # 109730 #
One Bank -A 100/50 E:59.19 P:7.61 BV:152.55 | 55%B :-1210
D: 450.5 ⇑ 0.28% 449.3 | 453.16 ⇑ 1.17% | 463.0 | 406.0 # 1221018 #
C: 452.0 ⇑ 1.35% 446.0 | 453.35 ⇑ 1.39% | 463.0 | 401.0 # 147162 #
Bank Asia -A 100/50 E:45.90 P:9.70 BV:167.94 | 40%B :-1210
D: 445.3 ⇓ 3.00% 459.0 | 449.51 ⇓ 1.98% | 460.0 | 415.5 # 84467 #
C: 447.0 ⇓ 1.32% 453.0 | 447.98 ⇓ 1.36% | 458.0 | 430.0 # 10400 #
Mercantile Bank -A 100/50 E:33.64 P:8.68 BV:169.61 | 22%B :-1210
D: 292.0 ⇓ 3.63% 303.0 | 295.24 ⇓ 2.81% | 304.8 | 281.0 # 775223 #
C: 292.8 ⇓ 3.06% 302.0 | 295.71 ⇓ 2.58% | 306.0 | 285.0 # 93706 #
EXIM Bank-A 10/100 E:3.95 P:7.85 BV:13.50 | 35%B :-1210
D: 31.00 ⇓ 5.20% 32.70 | 31.12 ⇓ 4.74% | 33.00 | 29.60 # 5654241 #
C: 31.00 ⇓ 5.49% 32.80 | 31.10 ⇓ 5.18% | 32.80 | 29.20 # 900849 #
Jamuna Bank -A 10/250 E:2.94 P:11.36 BV:23.56 | 22%B :-1210
D: 33.40 ⇓ 2.05% 34.10 | 33.74 ⇓ 0.91% | 34.30 | 30.70 # 7362764 #
C: 33.00 ⇓ 2.94% 34.00 | 33.59 ⇓ 0.94% | 35.00 | 26.50 # 868758 #
Brac Bank -A 100/50 E:56.81 P:7.89 BV:291.14 | 10%,20%B :-1210
D: 448.5 ⇓ 2.18% 458.5 | 451.75 ⇓ 1.63% | 462.0 | 429.5 # 376110 #
C: 447.0 ⇓ 2.61% 459.0 | 450.93 ⇓ 1.90% | 462.0 | 431.0 # 33124 #
Shahjalal Islami -A 10/50 E:4.65 P:8.00 BV:15.15 | 30%B :-1210
D: 37.20 ⇓ 4.37% 38.90 | 37.19 ⇓ 4.57% | 39.50 | 35.10 # 7348598 #
C: 37.00 ⇓ 5.13% 39.00 | 37.24 ⇓ 4.49% | 40.00 | 15.00 # 1108322 #
Premier Bank -N 10/250 E:4.64 P:6.85 BV:15.65 | 31%B :-1210
D: 31.80 ⇓ 5.64% 33.70 | 32.17 ⇓ 4.65% | 34.60 | 30.40 # 5082832 #
C: 32.00 ⇓ 5.88% 34.00 | 32.24 ⇓ 4.28% | 34.50 | 30.60 # 874862 #
Trust Bank-A 100/50 E:47.90 P:8.53 BV:188.84 | 20%B :-1210
D: 408.8 ⇓ 5.27% 431.5 | 415.51 ⇓ 3.59% | 426.8 | 391.0 # 161373 #
C: 410.0 ⇓ 4.87% 431.0 | 413.02 ⇓ 3.85% | 442.0 | 386.0 # 20694 #
First Secu. Bk-A 10/100 E:2.08 P:11.44 BV:11.44 | 12%B :-1210
D: 23.80 ⇓ 5.18% 25.10 | 23.99 ⇓ 4.69% | 25.20 | 22.80 # 2326344 #
C: 24.00 ⇓ 4.38% 25.10 | 24.04 ⇓ 4.45% | 25.40 | 22.50 # 551040 #

NON BANKING F I

IDLC Fin. -A 100/20 E:134.05 P:14.65 BV:351.53 | 35%,65%B :-1210
D: 1963 ⇓ 4.16% 2049 | 1958 ⇓ 4.44% | 2040 | 1942 # 56375 #
C: 1973 ⇓ 3.99% 2055 | 1974 ⇓ 3.78% | 2060 | 1950 # 4498 #
United Leasing - A 100/20 E:40.94 P:19.96 BV:171.14 | 7.5%,75%B :-1210
D: 817.3 ⇓ 4.25% 853.5 | 820.87 ⇓ 4.02% | 848.3 | 760.0 # 54641 #
Uttara Finance -A 10/50 E:16.02 P:10.44 BV:62.68 | 40%B :-1210
D: 167.3 ⇓ 7.00% 179.9 | 169.86 ⇓ 5.75% | 179.0 | 163.2 # 718420 #
C: 169.0 ⇓ 6.63% 181.0 | 169.32 ⇓ 5.74% | 177.9 | 163.3 # 39592 #
Midas Financing-A 100/50 E:12.89 P:78.63 BV:90.48 | 35%B :-610
D: 1014 ⇓ 6.01% 1078 | 1016 ⇓ 5.75% | 1070 | 986.0 # 30105 #
C: 1009 ⇓ 6.38% 1078 | 1032 ⇓ 4.64% | 1071 | 1008 # 967 #
First LeaseA 100/50 E:27.56 P:34.51 BV:157.60 | 25%B :-1210
D: 951.0 ⇓ 3.16% 982.0 | 954.90 ⇓ 3.19% | 998.0 | 900.0 # 267343 #
C: 947.0 ⇓ 3.76% 984.0 | 927.92 ⇓ 5.67% | 984.0 | 921.3 # 4675 #
People`sLeas.-A 10/100 E:5.41 P:21.57 BV:17.69 | 75%B :-1210
D: 116.7 ⇓ 4.89% 122.7 | 117.20 ⇓ 4.71% | 123.0 | 112.5 # 4941939 #
C: 116.0 ⇓ 5.23% 122.4 | 117.21 ⇓ 4.85% | 123.5 | 112.0 # 826785 #
Prime Finance-A 10/50 E:10.63 P:13.81 BV:21.47 | 80%B :-1210
D: 146.8 ⇓ 6.08% 156.3 | 147.52 ⇓ 5.14% | 155.0 | 141.5 # 1192228 #
C: 146.0 ⇓ 5.68% 154.8 | 147.10 ⇓ 4.92% | 156.9 | 140.1 # 84870 #
Premier Leasing-A 100/50 E:26.27 P:27.43 BV:124.21 | 20%B :-1210
D: 720.5 ⇓ 3.97% 750.3 | 721.18 ⇓ 3.82% | 748.3 | 675.0 # 157799 #
C: 718.5 ⇓ 4.58% 753.0 | 718.36 ⇓ 4.18% | 748.0 | 699.0 # 12563 #
Islamic Finance-A 100/50 E:18.03 P:24.54 BV:134.99 | 16%B :-1210
D: 442.5 ⇓ 5.35% 467.5 | 445.68 ⇓ 4.77% | 468.5 | 425.5 # 143411 #
C: 445.0 ⇓ 4.51% 466.0 | 448.06 ⇓ 4.35% | 462.0 | 430.3 # 15110 #
LankaBangla Fin. -A 10/500 E:4.21 P:47.51 BV:21.50 | 55%B :-1210
D: 200.0 ⇓ 3.43% 207.1 | 201.83 ⇓ 2.57% | 209.8 | 190.0 # 3533817 #
C: 201.0 ⇓ 2.85% 206.9 | 203.72 ⇓ 1.83% | 250.0 | 191.0 # 415340 #

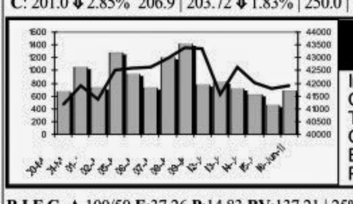

B I F C -A 100/50 E:37.26 P:14.83 BV:137.21 | 25%B :-1210
D: 552.8 ⇓ 5.35% 584.0 | 556.03 ⇓ 4.91% | 583.0 | 531.0 # 65652 #
C: 560.0 ⇓ 4.60% 587.0 | 560.25 ⇓ 4.56% | 574.5 | 545.8 # 4212 #
I P D C -A 100/50 E:14.01 P:26.98 BV:208.63 | 10%B :-1210
D: 378.0 ⇓ 5.62% 400.5 | 379.42 ⇓ 5.28% | 398.0 | 371.0 # 35514 #
C: 375.0 ⇓ 5.06% 395.0 | 379.10 ⇓ 4.73% | 395.0 | 375.0 # 8250 #
Union Capital -A 10/500 E:7.17 P:13.50 BV:12.78 | 75%B :-1210
D: 96.80 ⇓ 4.91% 101.8 | 97.48 ⇓ 4.31% | 101.7 | 92.40 # 1980575 #
C: 97.00 ⇓ 3.96% 101.0 | 97.91 ⇓ 3.30% | 101.5 | 92.00 # 308875 #
BD Finance-A 10/100 E:4.58 P:19.45 BV:17.35 | 22%B :-1210
D: 89.10 ⇓ 4.40% 93.20 | 89.56 ⇓ 3.94% | 93.40 | 84.00 # 433256 #
C: 88.00 ⇓ 4.35% 92.00 | 89.27 ⇓ 3.60% | 94.00 | 83.00 # 140900 #
Intl. Leasing-A 100/50 E:42.12 P:26.77 BV:155.58 | 60%B :-1210
D: 1128 ⇓ 7.96% 1225 | 1133 ⇓ 7.47% | 1240 | 1087 # 79105 #
C: 1136 ⇓ 6.89% 1220 | 1141 ⇓ 6.43% | 1190 | 1100 # 5860 #
Phoenix Fin.-A 100/50 E:33.78 P:25.87 BV:226.76 | 35%B :-1210
D: 873.8 ⇓ 7.66% 946.3 | 883.14 ⇓ 6.58% | 939.0 | 862.0 # 89956 #
C: 873.0 ⇓ 8.20% 951.0 | 896.28 ⇓ 5.48% | 940.0 | 870.0 # 3500 #
FAS Fin. & Inv. Ltd-A 100/50 E:17.26 P:27.39 BV:186.27 | 15%B :-1210
D: 472.8 ⇓ 5.17% 498.5 | 473.11 ⇓ 5.35% | 500.0 | 465.0 # 31750 #
C: 481.0 ⇓ 3.02% 496.0 | 481.00 ⇓ 3.06% | 502.0 | 463.3 # 4100 #
Delta Brac HFCL-N 100/50 E:59.20 P:38.48 BV:238.40 | 10%, 25%B :-610
D: 2278 ⇓ 2.67% 2340 | 2279 ⇓ 1.50% | 2370 | 2240 # 59486 #
C: 2339 ⇓ 0.47% 2350 | 2339 ⇓ 0.61% | 2367 | 2246 # 360 #
National H Fin.-N 100/50 E:31.16 P:32.46 BV:155.71 | 10%,10%B :-1210
D: 1012 ⇓ 7.81% 1097 | 1021 ⇓ 6.93% | 1099 | 1003 # 57300 #
C: 1040 ⇓ 5.71% 1103 | 1040 ⇓ 5.43% | 1090 | 1030 # 1050 #
Bay Leasing -A 100/50 E:72.26 P:14.88 BV:256.13 | 10%,50%B :-1210
D: 1076 ⇓ 5.26% 1135 | 1080 ⇓ 5.26% | 1138 | 1046 # 128400 #
C: 1069 ⇓ 5.79% 1135 | 1077 ⇓ 5.68% | 1130 | 1032 # 16950 #

INVESTMENT

ICB -A 100/50 E:68.18 P:50.92 BV:230.00 | 15%, 25%B :-610
D: 3472 ⇓ 2.66% 3566 | 3472 ⇓ 2.83% | 3610 | 3430 # 4550 #
1st ICB M F -A 100/5 E:385.24 P:27.77 BV:3217.58 | 400% :-610
D: 10699 ⇑ 2.12% 10477 | 10699 ⇑ 2.06% | 10699 | 10699 # 100 #
2nd ICB M F -A 100/5 E:135.55 P:29.88 BV:480.33 | 200% :-610
D: 4050 ⇑ 1.21% 4002 | 4050 ⇑ 1.25% | 4050 | 4050 # 10 #
3rd ICB M F-A 100/5 E:121.40 P:21.13 BV:415.05 | 140% :-610
D: 2565 ⇓ 1.61% 2607 | 2565 ⇓ 1.61% | 2565 | 2565 # 120 #
C: 2535 ⇑ 4.97% 2415 | 2535 ⇑ 4.95% | 2535 | 2534 # 20 #
5th ICB M F-A 100/10 E:78.56 P:21.58 BV:508.06 | 100% :-610
D: 1695 ⇓ 1.32% 1718 | 1700 ⇓ 1.05% | 1748 | 1680 # 100 #
6th ICB M F-A 100/10 E:50.00 P:12.87 BV:196.03 | 75% :-610
D: 643.5 ⇓ 3.23% 665.0 | 644.44 ⇓ 3.33% | 665.0 | 642.0 # 1250 #
7th ICB M F-A 100/50 E:50.00 P:23.82 BV:271.70 | 70% :-610
D: 1191 ⇓ 1.59% 1210 | 1191 ⇓ 1.53% | 1191 | 1190 # 1050 #
8th ICB M F-A 100/50 E:42.85 P:16.10 BV:215.35 | 65% :-610
D: 690.0 ⇓ 0.61% 694.3 | 689.37 ⇓ 0.95% | 690.0 | 672.0 # 1558 #
1st BSRS M F-A 100/50 E:18.87 P:70.79 BV:139.55 | 15% :-609
D: 1336 ⇓ 5.47% 1413 | 1336 ⇓ 6.08% | 1400 | 1328 # 9200 #
AIMS First -A 1/2500 E:0.47 P:14.70 BV:3.42 | 72.5% :-610
D: 6.91 ⇓ 3.63% 7.17 | 6.93 ⇓ 4.68% | 7.15 | 6.81 # 15426750 #
C: 7.00 ⇑ 0.00% 7.00 | 6.93 ⇓ 4.81% | 7.16 | 6.82 # 4741250 #
ICB AMCL 1stMF-A 100/50 E:70.78 P:8.16 BV:627.49 | 50% :-610
D: 577.3 ⇓ 2.94% 594.8 | 580.00 ⇓ 2.47% | 600.0 | 572.0 # 8300 #
ICB A. IslamicMF-A 100/50 E:49.76 P:6.58 BV:339.40 | 35% :-610
D: 327.3 ⇓ 10.47% 365.5 | 325.52 ⇓ 10.65% | 365.5 | 318.3 # 40900 #
C: 335.0 ⇓ 5.10% 353.0 | 335.00 ⇓ 4.96% | 335.0 | 335.0 # 200 #
Grameen M F 1-A 10/500 E:3.45 P:22.67 BV:34.65 | 71% :-609
D: 78.20 ⇓ 6.12% 83.30 | 78.38 ⇓ 7.29% | 82.80 | 76.90 # 444000 #
C: 78.00 ⇓ 7.14% 84.00 | 77.81 ⇓ 7.01% | 82.00 | 77.50 # 20500 #
ICB A. 1st NRB -A 100/50 E:49.98 P:7.80 BV:445.75 | 35% :-610
D: 390.0 ⇓ 4.47% 408.3 | 390.48 ⇓ 4.18% | 403.8 | 380.0 # 8600 #
ICB A. 2nd NRB -A 100/50 E:28.31 P:6.26 BV:211.44 | 22.0% :-610
D: 177.3 ⇓ 2.34% 181.5 | 176.32 ⇓ 3.13% | 180.5 | 172.3 # 73800 #
C: 174.0 ⇓ 2.79% 179.0 | 173.96 ⇓ 2.82% | 179.8 | 173.0 # 2200 #
Grameen Sch.2 -A 10/500 E:1.20 P:16.33 BV:12.70 | 11.50% :-609
D: 19.60 ⇓ 5.77% 20.80 | 19.72 ⇓ 6.41% | 20.50 | 19.30 # 1998000 #
C: 20.00 ⇓ 4.31% 20.90 | 19.71 ⇓ 6.72% | 20.90 | 19.30 # 263500 #
Prime Fin. 1st MF-A 10/500 E:2.83 P:6.54 BV:26.31 | 20% :-1210
D: 18.50 ⇓ 6.57% 19.80 | 18.59 ⇓ 6.39% | 19.60 | 18.40 # 309500 #
C: 18.00 ⇓ 10.00% 20.00 | 18.34 ⇓ 7.05% | 19.10 | 18.30 # 37000 #
EBL 1st MF-A 10/500 E:0.00 P: BV:10.00 | :-
D: 12.40 ⇓ 3.13% 12.80 | 12.51 ⇓ 2.72% | 12.80 | 12.30 # 900500 #
C: 12.00 ⇓ 7.69% 13.00 | 12.42 ⇓ 3.57% | 12.80 | 12.00 # 106500 #
AMCL 2nd MF-A 100/50 E:0.00 P: BV:100.00 | 14% :-610
D: 128.3 ⇓ 3.02% 132.3 | 128.63 ⇓ 2.58% | 130.0 | 125.3 # 25350 #
C: 125.0 ⇓ 3.85% 130.0 | 125.08 ⇓ 3.32% | 128.0 | 123.3 # 1750 #
ICB Emp.PMF-A 10/500 E:0.00 P: BV:10.00 | 11.50% :-610
D: 12.50 ⇓ 1.57% 12.70 | 12.54 ⇓ 1.80% | 12.70 | 12.10 # 1674500 #
C: 12.40 ⇓ 4.62% 13.00 | 12.40 ⇓ 1.59% | 12.50 | 12.10 # 71000 #
Trust Bk 1st MF-A 10/500 E:0.00 P: BV:10.00 | :-
D: 11.10 ⇓ 3.48% 11.50 | 11.17 ⇓ 3.37% | 11.60 | 11.00 # 4638000 #
C: 11.10 ⇓ 7.50% 12.00 | 11.10 ⇓ 4.48% | 11.50 | 11.00 # 589500 #
Prime Bk 1st MF-A 10/500 E:0.00 P: BV:10.00 | 10% :-610
D: 9.30 ⇓ 4.12% 9.70 | 9.44 ⇓ 3.18% | 9.70 | 9.30 # 491000 #
C: 9.00 ⇓ 10.00% 10.00 | 9.35 ⇓ 0.95% | 9.50 | 9.20 # 41000 #
DBH 1st MF-A 10/500 E:0.00 P: BV:10.00 | 7% :-610
D: 11.20 ⇓ 3.45% 11.60 | 11.26 ⇓ 4.41% | 11.60 | 11.10 # 2142000 #
C: 11.10 ⇓ 5.13% 11.70 | 11.18 ⇓ 4.03% | 11.70 | 11.00 # 252500 #
IFIC 1st MF-A 10/500 E:0.00 P: BV:10.00 | :-
D: 10.40 ⇓ 4.59% 10.90 | 10.51 ⇓ 3.75% | 10.90 | 10.40 # 1351000 #
C: 10.00 ⇓ 9.09% 11.00 | 10.40 ⇓ 5.28% | 10.70 | 10.20 # 40000 #
Phoenix Fin. 1st MF-A 10/500 E:0.00 P: BV:10.00 | :-
D: 12.60 ⇓ 0.79% 12.70 | 13.22 ⇑ 3.12% | 13.50 | 12.10 # 1631000 #
C: 13.00 ⇑ 0.00% 13.00 | 12.90 ⇓ 0.77% | 13.00 | 12.30 # 10500 #
ICB AMCL3rd NRB MF-A 10/500 E:0.00 P: BV:10.00 | :-
D: 9.00 ⇓ 2.17% 9.20 | 9.06 ⇓ 1.74% | 9.20 | 8.70 # 1323500 #
C: 9.00 ⇑ 0.00% 9.00 | 8.99 ⇓ 3.54% | 9.10 | 8.70 # 96000 #
1st Janata Bank MF-A 10/500 E:0.00 P: BV:0.00 | :-
D: 8.20 ⇓ 1.20% 8.30 | 8.23 ⇓ 2.02% | 8.40 | 8.10 # 1485000 #
C: 8.00 ⇑ 0.00% 8.00 | 8.20 ⇓ 3.19% | 8.30 | 8.00 # 225000 #
Green Delta M.F.-A 10/500 E:0.00 P: BV:0.00 | :-
D: 7.70 ⇓ 7.23% 8.30 | 7.73 ⇓ 6.87% | 8.30 | 7.60 # 1964500 #
C: 7.70 ⇓ 3.75% 8.00 | 7.73 ⇓ 7.65% | 8.30 | 7.70 # 177000 #
Popular Life 1st M.F.-A 10/500 E:0.00 P: BV:0.00 | :-
D: 7.60 ⇓ 3.80% 7.90 | 7.60 ⇓ 4.40% | 8.00 | 7.50 # 1301000 #
C: 8.00 ⇑ 0.00% 8.00 | 7.57 ⇓ 5.26% | 7.90 | 7.50 # 116500 #

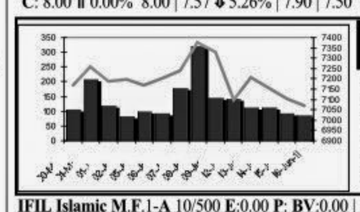

IFIL Islamic M.F.1-A 10/500 E:0.00 P: BV:0.00 | :-
D: 7.50 ⇓ 3.85% 7.80 | 7.58 ⇓ 3.93% | 7.70 | 7.40 # 1150000 #
C: 7.00 ⇓ 12.50% 8.00 | 7.42 ⇓ 4.38% | 7.60 | 7.40 # 177500 #
PHP 1st M. F.-A 10/500 E:0.00 P: BV:0.00 | :-
D: 7.50 ⇓ 3.85% 7.80 | 7.52 ⇓ 5.29% | 7.90 | 7.40 # 1529500 #
C: 7.50 ⇓ 6.25% 8.00 | 7.56 ⇓ 4.79% | 8.00 | 7.30 # 410000 #
AIBL 1st Is. M. F.-A 10/500 E:0.00 P: BV:0.00 | :-
D: 8.00 ⇓ 4.76% 8.40 | 8.11 ⇓ 4.25% | 8.50 | 7.60 # 44500 #
C: 8.00 ⇑ 0.00% 8.00 | 8.20 ⇑ 0.00% | 8.50 | 8.20 # 4500 #
MBL 1st M. F.-A 10/500 E:0.00 P: BV:0.00 | :-
D: 8.90 ⇓ 1.11% 9.00 | 8.80 ⇓ 4.35% | 9.20 | 8.10 # 4000 #
C: 8.00 ⇓ 2.44% 8.20 | 8.00 ⇓ 2.44% | 8.00 | 8.00 # 500 #
S.B. 1st M. F.-A 10/500 E:0.00 P: BV:0.00 | :-
D: 8.10 ⇓ 10.00% 9.00 | 8.41 ⇓ 9.08% | 9.30 | 8.00 # 259500 #
C: 9.00 ⇓ 13.46% 10.40 | 9.40 ⇓ 9.62% | 9.40 | 9.40 # 1500 #
EBL NRB M.F.-A 10/500 E:0.00 P: BV:0.00 | :-
D: 10.10 ⇑ 2.02% 9.90 | 10.11 ⇑ 1.10% | 10.20 | 9.10 # 13000 #

ENGINEERING

Aftab Auto.-A 10/50 E:15.08 P:16.67 BV:55.51 | 10%, 30%B :-810
D: 251.4 ⇓ 3.94% 261.7 | 251.71 ⇓ 3.97% | 265.4 | 239.4 # 2593329 #
C: 251.0 ⇓ 3.83% 261.0 | 252.08 ⇓ 3.67% | 266.0 | 238.5 # 635633 #
Aziz PipesZ 100/5 E:7.18 P:51.88 BV:-383.45 | No Div. :-1210
D: 372.5 ⇓ 1.13% 376.8 | 371.68 ⇓ 0.64% | 394.8 | 363.0 # 6310 #
C: 363.5 ⇓ 1.76% 370.0 | 363.43 ⇓ 1.78% | 380.0 | 330.0 # 255 #
Olympic Ind. -A 100/50 E:54.89 P:31.95 BV:144.42 | 10%, 50%B :-610
D: 1754 ⇓ 6.69% 1880 | 1766 ⇓ 6.22% | 1875 | 1750 # 50675 #
C: 1755 ⇓ 2.50% 1800 | 1755 ⇓ 2.51% | 1880 | 1740 # 2400 #
Bangladesh Lamps -A 100/5 E:85.67 P:19.03 BV:1519.82 | 35% :-1210
D: 1631 ⇓ 2.60% 1674 | 1631 ⇓ 2.77% | 1684 | 1600 # 4500 #
Eastern Cables-B 100/10 E:6.82 P:90.58 BV:382.58 | 10% :-1210
D: 617.8 ⇓ 9.95% 686.0 | 619.57 ⇓ 9.29% | 668.0 | 615.0 # 13591 #
C: 640.0 ⇓ 4.62% 671.0 | 640.00 ⇓ 4.53% | 650.0 | 640.0 # 244 #
Monno Jutex -A 100/5 E:7.50 P:304.0 BV:1613.33 | 20%B :-610
D: 2280 ⇓ 1.11% 2306 | 2280 ⇓ 1.20% | 2345 | 2192 # 505 #
Monno Stafllers -A 100/5 E:39.09 P:63.79 BV:396.50 | 15% :-1210
D: 2494 ⇓ 0.19% 2498 | 2500 ⇑ 0.00% | 2595 | 2374 # 320 #
Singer BD -A 100/5 E:87.29 P:30.50 BV:799.77 | 600%, 75%B :-1210
D: 2663 ⇓ 3.11% 2748 | 2666 ⇓ 3.15% | 2798 | 2601 # 16470 #
C: 2677 ⇓ 2.80% 2754 | 2685 ⇓ 2.79% | 2799 | 2650 # 2563 #
Atlas BD-A 10/50 E:16.19 P:21.13 BV:39.28 | 100%, 1B:3 :-610
D: 342.1 ⇓ 3.90% 356.0 | 344.42 ⇓ 3.04% | 353.0 | 335.5 # 136850 #

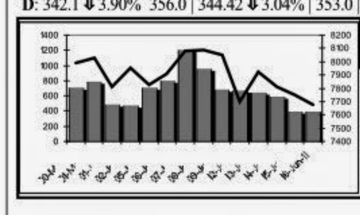

BD. Autocars -B 100/5 E:5.37 P:85.47 BV:57.62 | 5%B :-610
D: 459.0 ⇓ 2.81% 472.3 | 460.38 ⇓ 3.18% | 475.0 | 440.5 # 6085 #
Quasem Drycells -A 10/500 E:1.74 P:46.15 BV:22.53 | 20%B :-610
D: 80.30 ⇓ 5.42% 84.90 | 80.47 ⇓ 5.11% | 84.90 | 80.00 # 697016 #
C: 81.00 ⇓ 4.71% 85.00 | 80.63 ⇓ 5.13% | 85.20 | 80.40 # 32000 #
Renwick Jajneswar-Z 100/5 E:35.57 P:23.18 BV:-273.62 | 10% :-609
D: 824.5 ⇓ 2.51% 845.8 | 826.67 ⇓ 2.22% | 844.0 | 793.0 # 540 #
National Tubes -A 100/10 E:35.70 P:25.61 BV:297.85 | 25% :-610
D: 914.3 ⇓ 2.01% 933.0 | 914.91 ⇓ 2.29% | 939.0 | 901.0 # 10091 #
BD. Thai Alum -A 100/10 E:19.63 P:32.48 BV:424.80 | 25%B :-1210
D: 637.5 ⇓ 5.45% 674.3 | 643.79 ⇓ 4.87% | 679.0 | 625.0 # 254589 #
C: 640.5 ⇓ 4.79% 672.8 | 645.61 ⇓ 4.79% | 679.0 | 623.3 # 28570 #
Anwar Galvanizing -Z 100/50 E:0.13 P:2513 BV:75.55 | No Div. :-610
D: 326.8 ⇓ 4.39% 341.8 | 326.67 ⇓ 4.37% | 352.0 | 320.0 # 4333 #
C: 402.8 ⇑ 11.33% 361.8 | 402.75 ⇑ 11.37% | 402.8 | 402.8 # 150 #
Kay & Que (BD) -A 100/50 E:4.53 P:83.33 BV:105.22 | 5%B :-1210
D: 377.5 ⇑ 5.30% 358.5 | 385.24 ⇑ 6.82% | 400.0 | 335.0 # 46090 #
C: 368.0 ⇑ 2.51% 359.0 | 368.00 ⇑ 2.51% | 399.3 | 339.0 # 2200 #
Rangpur Foundry -A 10/500 E:2.23 P:36.91 BV:15.29 | 21% :-1210
D: 82.30 ⇓ 4.30% 86.00 | 81.96 ⇓ 5.05% | 87.00 | 79.50 # 141510 #
C: 82.00 ⇓ 3.53% 85.00 | 82.00 ⇓ 2.59% | 82.00 | 81.50 # 2500 #
S. Alam Steel -A 100/50 E:16.30 P:32.47 BV:201.36 | 5%, 10%B :-910
D: 529.3 ⇓ 5.58% 560.5 | 532.76 ⇓ 5.72% | 558.0 | 526.0 # 188386 #
C: 529.0 ⇓ 5.37% 559.0 | 533.12 ⇓ 5.48% | 559.0 | 510.0 # 22473 #
Golden Son -A 10/500 E:3.22 P:20.99 BV:26.47 | 5%,10%B :-1210
D: 67.60 ⇓ 5.85% 71.80 | 68.22 ⇓ 5.39% | 73.90 | 66.50 # 4387405 #
C: 67.70 ⇓ 5.97% 72.00 | 68.33 ⇓ 5.19% | 73.30 | 66.20 # 244437 #
BSRM Steels-A 100/50 E:48.22 P:27.82 BV:65.59 | 20%B :-1210
D: 1342 ⇓ 5.44% 1419 | 1349 ⇓ 4.99% | 1419 | 1337 # 449000 #
C: 1347 ⇓ 4.94% 1417 | 1352 ⇓ 4.86% | 1412 | 1343 # 35352 #
Navana CNG-A 10/100 E:6.68 P:22.87 BV:21.07 | 10%, 20%B :-310
D: 152.8 ⇓ 4.92% 160