WEEKLY TRADED ISSUES June 05 - Jun 09, 2011

Company -Catagory Mark Face Value/Market Lot | EPS | PE | BV | Latest Dividend :- YearEnd
DSE/CSE: Closing ⇓⇑ Change % LastDay | Average |Change ⇓⇑ %| High | Low # Trade Volume (Share)

BANK

AB Bank - A 100/5 E:108.23 P:7.32 BV:375.10 | 10%, 15%B :-1210
D: 792.5 ⇑ 14.32% 693.3 | 794.18 ⇑ 15.32% | 810.0 | 697.0 # 550621 #
C: 792.0 ⇑ 13.96% 695.0 | 795.77 ⇑ 15.32% | 810.0 | 700.0 # 120553 #

City Bank - A 100/5 E:45.65 P:11.34 BV:227.87 | 30%B :-1210
D: 517.8 ⇑ 14.67% 451.5 | 509.85 ⇑ 13.27% | 522.8 | 446.0 # 996293 #
C: 517.0 ⇑ 14.63% 451.0 | 511.16 ⇑ 13.69% | 520.5 | 450.0 # 93730 #

IFIC Bank - A 100/5 E:60.11 P:12.08 BV:208.26 | 27%B :-1210
D: 726.3 ⇑ 11.13% 653.5 | 733.16 ⇑ 12.91% | 759.0 | 662.0 # 237070 #
C: 728.0 ⇑ 12.17% 649.0 | 738.54 ⇑ 14.24% | 771.5 | 660.0 # 25806 #

Islami Bank - A 100/10 E:44.60 P:10.92 BV:234.76 | 35%B :-1210
D: 487.0 ⇑ 3.78% 469.3 | 485.55 ⇑ 3.84% | 489.0 | 464.0 # 619643 #
C: 485.0 ⇑ 3.63% 468.0 | 484.57 ⇑ 4.12% | 489.0 | 465.3 # 43959 #

National Bank - A 10/100 E:7.98 P:8.03 BV:22.21 | 95%B :-1210
D: 64.10 ⇑ 8.46% 59.10 | 63.98 ⇑ 8.66% | 65.40 | 58.70 # 13828982 #
C: 64.00 ⇑ 8.47% 59.00 | 63.98 ⇑ 9.24% | 89.00 | 58.60 # 2138931 #

Pubali Bank - A 10/25 E:4.82 P:11.04 BV:21.07 | 5%, 35%B :-1210
D: 53.20 ⇑ 25.77% 42.30 | 53.17 ⇑ 26.60% | 53.90 | 42.30 # 9559800 #
C: 53.00 ⇑ 23.26% 43.00 | 53.18 ⇑ 25.54% | 54.50 | 42.30 # 2344234 #

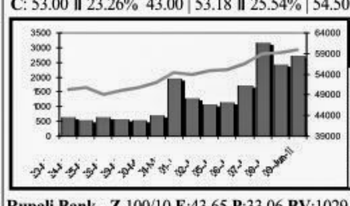

Rupali Bank - Z 100/10 E:43.65 P:33.06 BV:1029.20 | 10%B :-1210
D: 1443 ⇓ 2.05% 1473 | 1444 ⇓ 2.31% | 1538 | 1430 # 6894 #
C: 1430 ⇓ 1.38% 1450 | 1460 ⇑ 0.69% | 1500 | 1422 # 153 #

UCBL - A 10/50 E:6.00 P:9.28 BV:10.74 | 25%B :-1210
D: 55.70 ⇑ 20.56% 46.20 | 55.48 ⇑ 21.29% | 56.90 | 46.80 # 27954733 #
C: 56.00 ⇑ 21.74% 46.00 | 55.54 ⇑ 22.12% | 56.70 | 46.90 # 8589952 #

Uttara Bank - A 10/25 E:5.40 P:14.52 BV:28.28 | 20%, 20%B :-1210
D: 78.40 ⇑ 22.50% 64.00 | 78.90 ⇑ 23.42% | 80.30 | 64.90 # 7107887 #
C: 79.00 ⇑ 23.44% 64.00 | 79.12 ⇑ 23.26% | 80.00 | 61.00 # 832734 #

ICB Is. Bank-Z 10/500 E:-2.04 P:-5.69 BV:-8.73 | No Div. :-1210
D: 11.60 ⇓ 0.85% 11.70 | 11.71 ⇑ 0.26% | 11.90 | 11.20 # 1615400 #

Eastern Bank - A 10/200 E:5.54 P:11.35 BV:26.74 | 55%B :-1210
D: 62.90 ⇑ 16.91% 53.80 | 62.68 ⇑ 16.92% | 64.90 | 53.60 # 3320761 #
C: 63.00 ⇑ 16.67% 54.00 | 63.20 ⇑ 17.38% | 64.50 | 53.50 # 371558 #

Al Arafa Islami B-A 10/250 E:3.21 P:10.53 BV:13.03 | 26%B :-1210
D: 33.80 ⇑ 7.30% 31.50 | 33.92 ⇑ 8.34% | 34.50 | 31.00 # 5523628 #
C: 34.00 ⇑ 9.68% 31.00 | 33.78 ⇑ 7.96% | 34.70 | 31.00 # 5229979 #

Prime Bank-A 10/250 E:5.69 P:8.15 BV:29.03 | 35%B, 5% :-1210
D: 46.40 ⇑ 11.54% 41.60 | 46.44 ⇑ 13.41% | 47.20 | 41.10 # 1447391 #
C: 46.00 ⇑ 12.20% 41.00 | 46.30 ⇑ 13.37% | 48.00 | 35.60 # 915064 #

Southeast Bank-A 100/50 E:37.67 P:8.02 BV:197.82 | 20%B,10% :-1210
D: 302.3 ⇑ 2.98% 293.5 | 302.49 ⇑ 3.60% | 307.0 | 290.0 # 978704 #
C: 302.0 ⇑ 3.07% 293.0 | 303.15 ⇑ 4.01% | 308.0 | 290.5 # 211057 #

Dhaka Bank -A 10/100 E:4.67 P:9.46 BV:18.33 | 35%B :-1210
D: 44.20 ⇑ 7.02% 41.30 | 44.26 ⇑ 7.95% | 45.50 | 41.20 # 5034307 #
C: 44.00 ⇑ 7.06% 41.10 | 44.29 ⇑ 8.61% | 46.00 | 41.20 # 322105 #

N C C Bank -A 10/250 E:4.04 P:8.37 BV:15.75 | 32%B :-1210
D: 33.80 ⇑ 4.97% 32.20 | 33.84 ⇑ 5.88% | 35.00 | 31.60 # 6279576 #
C: 33.80 ⇑ 5.63% 32.00 | 33.88 ⇑ 6.78% | 35.00 | 31.60 # 1891079 #

Social Invest. B-A 10/250 E:1.89 P:12.17 BV:12.32 | 14%B :-1210
D: 23.00 ⇑ 4.07% 22.10 | 23.05 ⇑ 5.06% | 24.00 | 21.70 # 14864290 #
C: 23.00 ⇑ 4.55% 22.00 | 23.07 ⇑ 5.68% | 23.70 | 21.70 # 3134333 #

Dutch Ban. Bnk- A 100/50 E:100.12 P:13.92 BV:350.05 | 30% :-1210
D: 1393 ⇑ 3.34% 1348 | 1393 ⇑ 3.45% | 1445 | 1349 # 92138 #
C: 1391 ⇑ 3.42% 1345 | 1392 ⇑ 4.07% | 1439 | 1343 # 1400 #

MutualTrust Bank-A 100/50 E:38.86 P:9.70 BV:172.16 | 20%B :-1210
D: 376.8 ⇑ 5.02% 358.8 | 374.67 ⇑ 4.42% | 379.0 | 355.0 # 222137 #
C: 376.0 ⇑ 5.32% 357.0 | 374.35 ⇑ 4.92% | 379.0 | 353.3 # 11660 #

Standard Bank -A 100/50 E:33.71 P:9.17 BV:138.50 | 28%B :-1210
D: 309.0 ⇑ 4.39% 296.0 | 308.30 ⇑ 4.62% | 315.0 | 291.3 # 604312 #
C: 307.8 ⇑ 4.32% 295.0 | 309.03 ⇑ 5.26% | 314.5 | 292.0 # 89557 #

One Bank -A 100/50 E:59.19 P:7.59 BV:152.55 | 55%B :-1210
D: 449.3 ⇑ 7.22% 419.0 | 447.93 ⇑ 7.46% | 455.0 | 414.0 # 924715 #
C: 446.0 ⇑ 6.70% 418.0 | 447.12 ⇑ 8.41% | 457.0 | 415.0 # 109330 #

Bank Asia -A 100/50 E:45.90 P:10.00 BV:167.94 | 40%B :-1210
D: 459.0 ⇑ 5.70% 434.3 | 458.61 ⇑ 5.29% | 470.0 | 431.0 # 167319 #
C: 453.0 ⇑ 3.78% 436.5 | 454.14 ⇑ 3.49% | 461.0 | 435.0 # 8484 #

Mercantile Bank -A 100/50 E:33.64 P:9.01 BV:169.61 | 22%B :-1210
D: 303.0 ⇑ 3.41% 293.0 | 303.77 ⇑ 4.35% | 308.8 | 290.0 # 1036429 #
C: 302.0 ⇑ 3.42% 292.0 | 303.54 ⇑ 4.51% | 308.0 | 290.0 # 109197 #

EXIM Bank-A 10/100 E:3.95 P:8.28 BV:13.50 | 35%B :-1210
D: 32.70 ⇑ 7.57% 30.40 | 32.67 ⇑ 7.29% | 33.10 | 30.30 # 6240929 #
C: 32.80 ⇑ 7.19% 30.60 | 32.80 ⇑ 7.22% | 33.50 | 30.50 # 1088930 #

Jamuna Bank -A 10/250 E:2.94 P:11.60 BV:23.56 | 22%B :-1210
D: 34.10 ⇑ 7.91% 31.60 | 34.05 ⇑ 9.03% | 34.90 | 30.80 # 7950439 #
C: 34.00 ⇑ 8.28% 31.40 | 33.91 ⇑ 8.69% | 35.50 | 31.00 # 1182916 #

Brac Bank -A 100/50 E:56.81 P:8.07 BV:291.14 | 10%,20%B :-1210
D: 458.5 ⇑ 5.28% 435.5 | 459.22 ⇑ 5.60% | 465.0 | 432.8 # 503881 #
C: 459.0 ⇑ 5.52% 435.0 | 459.65 ⇑ 5.60% | 468.0 | 432.0 # 53431 #

Shahjalal Islami -A 10/50 E:4.65 P:8.37 BV:15.15 | 30%B :-1210
D: 38.90 ⇑ 6.58% 36.50 | 38.97 ⇑ 7.59% | 40.00 | 36.10 # 8911758 #
C: 39.00 ⇑ 8.33% 36.00 | 38.99 ⇑ 7.77% | 40.00 | 36.10 # 1447879 #

Premier Bank -N 10/250 E:4.64 P:7.26 BV:15.65 | 31%B :-1210
D: 33.70 ⇑ 8.01% 31.20 | 33.74 ⇑ 8.77% | 34.20 | 30.80 # 5840180 #
C: 34.00 ⇑ 9.68% 31.00 | 33.68 ⇑ 9.35% | 34.50 | 30.80 # 1307492 #

Trust Bank-A 100/50 E:47.90 P:9.01 BV:188.84 | 20%B :-1210
D: 431.5 ⇑ 6.08% 406.8 | 430.96 ⇑ 6.31% | 439.8 | 397.0 # 190600 #
C: 431.0 ⇑ 7.21% 402.0 | 429.54 ⇑ 7.28% | 440.0 | 401.5 # 9315 #

First Secu. Bk-A 10/100 E:2.08 P:12.07 BV:11.44 | 12%B :-1210
D: 25.10 ⇑ 7.73% 23.30 | 25.17 ⇑ 8.58% | 26.10 | 23.20 # 3652498 #
C: 25.10 ⇑ 9.13% 23.00 | 25.16 ⇑ 9.11% | 25.90 | 23.10 # 1046670 #

NON BANKING F I

IDLC Fin. -A 100/20 E:81.37 P:25.18 BV:244.24 | 35%,65%B :-1210
D: 2049 ⇓ 0.95% 2068 | 2049 ⇓ 0.42% | 2099 | 2025 # 82346 #
C: 2055 ⇑ 0.05% 2054 | 2052 ⇑ 0.13% | 2094 | 2020 # 5277 #

United Leasing - A 100/20 E:40.94 P:20.85 BV:171.14 | 7.5%,75%B :-1210
D: 853.5 ⇑ 1.22% 843.3 | 855.27 ⇑ 2.70% | 880.0 | 841.0 # 98962 #

Uttara Finance -A 10/50 E:16.02 P:11.23 BV:62.68 | 40%B :-1210
D: 179.9 ⇑ 7.34% 167.6 | 180.22 ⇑ 8.70% | 186.5 | 167.6 # 1255910 #
C: 181.0 ⇑ 9.70% 165.0 | 179.63 ⇑ 11.24% | 187.0 | 140.0 # 85249 #

Midas Financing-A 100/50 E:12.89 P:83.65 BV:90.48 | 35%B :-610
D: 1078 ⇓ 1.37% 1093 | 1077 ⇓ 0.14% | 1160 | 1046 # 44159 #
C: 1078 ⇑ 1.36% 1063 | 1082 ⇓ 1.56% | 1127 | 1070 # 850 #

First LeaseA 100/50 E:27.56 P:35.63 BV:157.60 | 25%B :-1210
D: 982.0 ⇑ 1.42% 968.3 | 986.36 ⇑ 3.76% | 1031 | 948.0 # 427632 #
C: 984.0 ⇑ 1.21% 972.3 | 983.65 ⇑ 5.33% | 1039 | 941.0 # 12114 #

People`sLeas.-A 10/100 E:5.41 P:22.68 BV:17.69 | 75%B :-1210
D: 122.7 ⇑ 3.37% 118.7 | 122.99 ⇑ 4.97% | 126.3 | 115.6 # 6921590 #
C: 122.4 ⇑ 2.86% 119.0 | 123.19 ⇑ 4.99% | 126.0 | 115.9 # 1176347 #

Prime Finance-A 10/50 E:10.63 P:14.70 BV:21.47 | 80%B :-1210
D: 156.3 ⇑ 4.34% 149.8 | 155.52 ⇑ 4.28% | 157.4 | 146.9 # 1935388 #
C: 154.8 ⇑ 3.61% 149.4 | 154.71 ⇑ 3.69% | 158.0 | 147.1 # 140150 #

Premier Leasing-A 100/50 E:26.28 P:28.55 BV:125.84 | 26%B :-1210
D: 750.3 ⇓ 1.32% 760.3 | 749.80 ⇑ 0.65% | 770.0 | 733.5 # 281975 #
C: 753.0 ⇑ 0.00% 753.0 | 749.66 ⇑ 0.71% | 780.0 | 730.0 # 17194 #

Islamic Finance-A 100/50 E:18.03 P:25.93 BV:134.99 | 16%B :-1210
D: 467.5 ⇓ 3.41% 484.0 | 468.00 ⇓ 0.84% | 499.0 | 462.0 # 184954 #
C: 466.0 ⇓ 2.92% 480.0 | 468.45 ⇑ 0.07% | 499.0 | 465.0 # 16778 #

LankaBangla Fin. -A 10/500 E:4.21 P:49.19 BV:21.50 | 55%B :-1210
D: 207.1 ⇑ 6.70% 194.1 | 207.15 ⇑ 10.64% | 214.0 | 193.9 # 3295471 #
C: 206.9 ⇑ 6.70% 193.9 | 207.51 ⇑ 11.36% | 215.0 | 194.0 # 447151 #

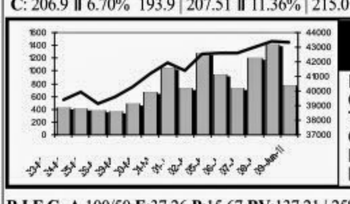

B I F C -A 100/50 E:37.26 P:15.67 BV:137.21 | 25%B :-1210
D: 584.0 ⇓ 5.69% 619.3 | 584.77 ⇓ 3.45% | 624.0 | 582.0 # 108728 #
C: 587.0 ⇓ 3.45% 608.0 | 587.00 ⇓ 3.33% | 620.0 | 578.0 # 7764 #

I P D C -A 100/50 E:14.01 P:28.59 BV:208.63 | 10%B :-1209
D: 400.5 ⇓ 2.02% 408.8 | 400.55 ⇓ 1.73% | 414.8 | 395.0 # 73771 #
C: 395.0 ⇓ 2.23% 404.0 | 397.94 ⇓ 1.79% | 411.0 | 392.0 # 13474 #

Union Capital -A 10/500 E:7.17 P:14.20 BV:12.78 | 75%B :-1210
D: 101.8 ⇑ 6.60% 95.50 | 101.87 ⇑ 7.91% | 104.2 | 94.00 # 3502163 #
C: 101.0 ⇑ 6.32% 95.00 | 101.25 ⇑ 7.10% | 104.8 | 94.00 # 476100 #

BD Finance-A 10/100 E:4.58 P:20.35 BV:17.35 | 22%B :-1210
D: 93.20 ⇓ 0.75% 93.90 | 93.23 ⇑ 0.46% | 96.00 | 92.00 # 604960 #
C: 92.00 ⇓ 1.08% 93.00 | 92.60 ⇓ 0.33% | 97.00 | 91.50 # 202612 #

Intl. Leasing-A 100/50 E:29.29 P:41.82 BV:129.28 | 60%B :-1210
D: 1225 ⇑ 1.34% 1209 | 1225 ⇑ 3.43% | 1270 | 1200 # 144273 #
C: 1220 ⇑ 1.58% 1201 | 1219 ⇑ 3.81% | 1276 | 1206 # 7450 #

Phoenix Fin.-A 100/50 E:33.78 P:28.01 BV:226.76 | 35%B :-1210
D: 946.3 ⇓ 1.56% 961.3 | 945.35 ⇑ 0.17% | 987.0 | 925.0 # 183216 #
C: 951.0 ⇓ 1.35% 964.0 | 948.29 ⇑ 1.44% | 992.0 | 932.3 # 3950 #

FAS Fin. & Inv. Ltd-A 100/50 E:17.26 P:28.88 BV:186.27 | 15%B :-1210
D: 498.5 ⇓ 4.04% 519.5 | 499.86 ⇓ 2.49% | 534.0 | 492.5 # 54600 #
C: 496.0 ⇓ 2.79% 510.3 | 496.20 ⇓ 2.73% | 545.0 | 495.0 # 9650 #

Delta Brac HFCL-N 100/50 E:59.20 P:39.53 BV:238.40 | 10%, 25%B :-610
D: 2340 ⇑ 7.09% 2185 | 2313 ⇑ 7.40% | 2359 | 2200 # 116333 #
C: 2350 ⇑ 8.29% 2170 | 2353 ⇑ 8.75% | 2365 | 2208 # 1200 #

National H Fin.-N 100/50 E:31.16 P:35.21 BV:155.71 | 10%,10%B :-1210
D: 1097 ⇑ 2.59% 1070 | 1097 ⇑ 4.19% | 1134 | 1045 # 165850 #
C: 1103 ⇑ 4.25% 1058 | 1100 ⇑ 4.54% | 1135 | 1050 # 3700 #

Bay Leasing -A 100/50 E:72.26 P:15.71 BV:256.13 | 10%,50%B :-1210
D: 1135 ⇓ 2.51% 1165 | 1140 ⇓ 0.82% | 1185 | 1127 # 224800 #
C: 1135 ⇓ 2.09% 1159 | 1142 ⇓ 0.39% | 1195 | 1130 # 21800 #

INVESTMENT

ICB -A 100/50 E:68.18 P:52.31 BV:230.00 | 15%, 25%B :-610
D: 3566 ⇓ 0.59% 3587 | 3573 ⇓ 0.34% | 3610 | 3549 # 5739 #

1st ICB M F -A 100/5 E:385.24 P:27.20 BV:3217.58 | 400% :-610
D: 10477 ⇑ 0.26% 10450 | 10483 ⇓ 0.16% | 10500 | 10455 # 200 #

2nd ICB M F -A 100/5 E:135.55 P:29.52 BV:480.33 | 200% :-609
D: 4002 ⇓ 0.27% 4013 | 4000 ⇓ 0.31% | 4013 | 4000 # 70 #

3rd ICB M F-A 100/5 E:121.40 P:21.47 BV:415.05 | 140% :-609
D: 2607 ⇑ 0.12% 2604 | 2607 ⇑ 0.27% | 2607 | 2605 # 585 #
C: 2415 ⇑ 5.00% 2300 | 2415 ⇑ 5.00% | 2415 | 2415 # 40 #

4th ICB M F-A 100/10 E:114.28 P:20.81 BV:586.36 | 125% :-609
D: 2378 ⇑ 0.13% 2375 | 2378 ⇑ 0.13% | 2378 | 2376 # 580 #

5th ICB M F-A 100/10 E:78.56 P:21.87 BV:508.06 | 100% :-609
D: 1718 ⇑ 0.87% 1703 | 1718 ⇑ 0.86% | 1719 | 1704 # 460 #

6th ICB M F-A 100/10 E:50.00 P:13.30 BV:196.03 | 75% :-609
D: 665.0 ⇑ 0.91% 659.0 | 666.67 ⇑ 1.20% | 674.0 | 650.0 # 3680 #

7th ICB M F-A 100/50 E:50.00 P:24.20 BV:271.70 | 70% :-609
D: 1210 ⇓ 4.42% 1266 | 1210 ⇓ 4.42% | 1267 | 1210 # 2600 #

8th ICB M F-A 100/50 E:42.85 P:16.20 BV:215.35 | 65% :-609
D: 694.3 ⇑ 2.97% 674.3 | 696.00 ⇑ 3.23% | 709.0 | 676.0 # 1945 #

1st BSRS M F-A 100/50 E:18.87 P:74.88 BV:139.55 | 15% :-609
D: 1413 ⇓ 0.35% 1418 | 1423 ⇑ 1.34% | 1469 | 1378 # 14150 #

AIMS First -A 1/2500 E:0.47 P:15.26 BV:3.42 | 72.5% :-610
D: 7.17 ⇑ 2.43% 7.00 | 7.27 ⇑ 3.86% | 7.40 | 6.92 # 24762300 #
C: 7.00 ⇑ 0.00% 7.00 | 7.28 ⇑ 3.85% | 7.45 | 6.95 # 6558000 #

ICB AMCL1stMF-A 100/50 E:70.78 P:8.40 BV:627.49 | 50% :-610
D: 594.8 ⇑ 2.54% 580.0 | 594.71 ⇑ 2.54% | 608.0 | 580.3 # 7750 #

ICB A. IslamicMF-A 100/50 E:49.76 P:7.35 BV:339.40 | 35% :-610
D: 365.5 ⇑ 4.28% 350.5 | 364.34 ⇑ 4.10% | 375.0 | 335.5 # 29250 #

Grameen M F 1-A 10/500 E:3.45 P:24.14 BV:34.65 | 71% :-609
D: 83.30 ⇑ 5.71% 78.80 | 84.54 ⇑ 7.27% | 86.00 | 77.20 # 670500 #
C: 84.00 ⇑ 6.73% 78.70 | 83.68 ⇑ 6.33% | 86.00 | 76.20 # 62000 #

ICB A. 1st NRB -A 100/50 E:49.98 P:8.17 BV:445.75 | 35% :-610
D: 408.3 ⇑ 7.01% 381.5 | 407.50 ⇑ 6.72% | 417.0 | 384.0 # 10100 #

ICB A. 2nd NRB -A 100/50 E:28.31 P:6.41 BV:211.44 | 22.0% :-610
D: 181.5 ⇑ 2.83% 176.5 | 182.02 ⇑ 3.67% | 185.0 | 176.3 # 109550 #
C: 179.0 ⇑ 1.13% 177.0 | 179.00 ⇑ 1.16% | 184.0 | 175.3 # 1300 #

Grameen1:Sch.2 -A 10/500 E:1.20 P:17.33 BV:12.70 | 11.50% :-609
D: 20.80 ⇑ 2.97% 20.20 | 21.07 ⇑ 3.90% | 21.50 | 19.90 # 2702000 #
C: 20.90 ⇑ 4.50% 20.00 | 21.13 ⇑ 4.29% | 21.60 | 20.00 # 447000 #

Prime Fin. 1st MF-A 10/500 E:2.83 P:7.00 BV:26.31 | 20% :-1210
D: 19.80 ⇑ 4.21% 19.00 | 19.86 ⇑ 4.42% | 20.80 | 18.30 # 802000 #
C: 20.00 ⇑ 5.26% 19.00 | 19.73 ⇑ 5.06% | 20.50 | 18.90 # 72500 #

EBL 1st MF-A 10/500 E:0.00 P: BV:10.00 | :-
D: 12.80 ⇑ 2.40% 12.50 | 12.86 ⇑ 2.63% | 13.10 | 12.40 # 1759500 #
C: 13.00 ⇑ 8.33% 12.00 | 12.88 ⇑ 3.45% | 13.00 | 12.40 # 199500 #

AMCL 2nd MF-A 100/50 E:0.00 P: BV:100.00 | 14% :-610
D: 132.3 ⇑ 3.52% 127.8 | 132.03 ⇑ 3.15% | 133.0 | 123.5 # 49100 #
C: 130.0 ⇑ 1.56% 128.0 | 129.38 ⇑ 1.08% | 130.0 | 125.5 # 5300 #

ICB Emp.PMF-A 10/500 E:0.00 P: BV:10.00 | 11.50% :-610
D: 12.70 ⇑ 3.25% 12.30 | 12.77 ⇑ 4.07% | 13.10 | 12.10 # 1293000 #
C: 13.00 ⇑ 8.33% 12.00 | 12.60 ⇑ 2.61% | 12.90 | 12.10 # 145500 #

Trust Bk 1st MF-A 10/500 E:0.00 P: BV:10.00 | :-
D: 11.50 ⇑ 1.77% 11.30 | 11.56 ⇑ 2.30% | 11.80 | 11.10 # 5140000 #
C: 12.00 ⇑ 9.09% 11.00 | 11.62 ⇑ 2.83% | 11.80 | 11.20 # 596000 #

Prime Bk 1st MF-A 10/500 E:0.00 P: BV:10.00 | 10% :-610
D: 9.70 ⇑ 1.04% 9.60 | 9.75 ⇑ 1.77% | 9.90 | 9.40 # 510500 #
C: 10.00 ⇑ 6.38% 9.40 | 9.44 ⇑ 0.21% | 9.90 | 9.10 # 54500 #

DBH 1st MF-A 10/500 E:0.00 P: BV:10.00 | 7% :-610
D: 11.60 ⇑ 3.57% 11.20 | 11.78 ⇑ 4.16% | 11.90 | 11.20 # 3230500 #
C: 11.70 ⇑ 6.36% 11.00 | 11.65 ⇑ 3.01% | 12.00 | 11.10 # 309500 #

IFIC 1st MF-A 10/500 E:0.00 P: BV:10.00 | :-
D: 10.90 ⇑ 2.83% 10.60 | 10.92 ⇑ 2.82% | 11.10 | 10.50 # 2108000 #
C: 11.00 ⇑ 0.00% 11.00 | 10.98 ⇑ 4.97% | 11.40 | 10.50 # 95000 #

Phoenix Fin. 1st MF-A 10/500 E:0.00 P: BV:10.00 | :-
D: 12.70 ⇓ 4.51% 13.30 | 12.82 ⇓ 5.67% | 13.90 | 12.50 # 1766500 #
C: 13.00 ⇑ 0.00% 13.00 | 13.00 ⇓ 3.49% | 13.20 | 12.40 # 12000 #

ICB AMCL3rd NRB MF-A 10/500 E:0.00 P: BV:10.00 | :-
D: 9.20 ⇑ 1.10% 9.10 | 9.22 ⇑ 0.88% | 9.40 | 8.90 # 2098000 #
C: 9.00 ⇑ 0.00% 9.00 | 9.32 ⇑ 3.21% | 9.40 | 8.90 # 309000 #

1st Janata Bank MF-A 10/500 E:0.00 P: BV:0.00 | :-
D: 8.30 ⇑ 1.22% 8.20 | 8.40 ⇑ 1.57% | 8.70 | 8.10 # 1918000 #
C: 8.00 ⇓ 3.61% 8.30 | 8.47 ⇑ 1.68% | 8.60 | 8.10 # 435000 #

Green Delta M.F.-A 10/500 E:0.00 P: BV:0.00 | :-
D: 8.30 ⇑ 6.41% 7.80 | 8.30 ⇑ 7.10% | 8.60 | 7.70 # 2675000 #
C: 8.00 ⇑ 0.00% 8.00 | 8.37 ⇑ 8.42% | 8.70 | 7.70 # 334500 #

Popular Life 1st M.F.-A 10/500 E:0.00 P: BV:0.00 | :-
D: 7.90 ⇑ 0.00% 7.90 | 7.95 ⇑ 0.63% | 8.20 | 7.70 # 2930500 #
C: 8.00 ⇑ 0.00% 8.00 | 7.99 ⇑ 3.77% | 8.20 | 7.70 # 128000 #

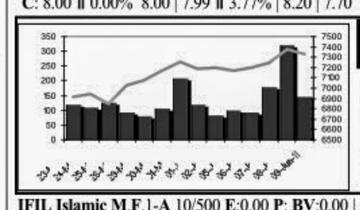

IFIL Islamic M.F.1-A 10/500 E:0.00 P: BV:0.00 | :-
D: 7.80 ⇑ 4.00% 7.50 | 7.89 ⇑ 4.92% | 8.00 | 7.40 # 1367000 #
C: 8.00 ⇑ 0.00% 8.00 | 7.76 ⇑ 3.74% | 7.90 | 7.40 # 187000 #

PHP 1st M. F.-A 10/500 E:0.00 P: BV:0.00 | :-
D: 7.80 ⇑ 4.00% 7.50 | 7.94 ⇑ 5.31% | 8.10 | 7.50 # 2986500 #
C: 8.00 ⇑ 0.00% 8.00 | 7.94 ⇑ 5.31% | 8.00 | 7.40 # 1030500 #

AIBL 1st Is. M. F.-A 10/500 E:0.00 P: BV:0.00 | :-
D: 8.40 ⇑ 2.44% 8.20 | 8.47 ⇑ 3.29% | 8.50 | 8.20 # 4041000 #
C: 8.00 ⇑ 0.00% 8.00 | 8.20 ⇑ 1.20% | 8.70 | 8.20 # 7500 #

MBL 1st M. F.-A 10/500 E:0.00 P: BV:0.00 | :-
D: 9.00 ⇑ 1.12% 8.90 | 9.20 ⇑ 3.37% | 9.20 | 8.30 # 55000 #
C: 8.20 ⇓ 2.38% 8.40 | 8.20 ⇓ 2.38% | 8.20 | 8.20 # 500 #

S.B. 1st M. F.-A 10/500 E:0.00 P: BV:0.00 | :-
D: 9.00 ⇓ 2.17% 9.20 | 9.25 ⇑ 0.54% | 9.50 | 9.00 # 69000 #
C: 10.40 ⇓ 13.33% 12.00 | 10.40 ⇓ 9.57% | 10.40 | 10.40 # 1000 #

EBL NRB M.F.-A 10/500 E:0.00 P: BV:0.00 | :-
D: 9.90 ⇓ 1.98% 10.10 | 10.00 ⇑ 0.00% | 10.30 | 9.90 # 7500 #
C: 9.00 ⇑ 0.00% 0.00 | 9.00 ⇑ 0.00% | 9.00 | 9.00 # 500 #

ENGINEERING

Aftab Auto.-A 10/50 E:15.08 P:17.35 BV:55.51 | 10%, 30%B :-810
D: 261.7 ⇑ 5.35% 248.4 | 262.12 ⇑ 6.06% | 276.0 | 245.5 # 3350607 #
C: 261.0 ⇑ 5.24% 248.0 | 261.68 ⇑ 5.86% | 272.9 | 245.3 # 791685 #

Aziz PipesZ 100/5 E:7.18 P:52.47 BV:-383.45 | No Div. :-1210
D: 376.8 ⇑ 0.67% 374.3 | 374.07 ⇓ 0.23% | 384.0 | 360.0 # 7919 #
C: 370.0 ⇓ 4.64% 388.0 | 370.00 ⇓ 4.21% | 400.0 | 370.0 # 40 #

Olympic Ind. -A 100/50 E:54.89 P:34.25 BV:144.42 | 10%, 50%B :-610
D: 1880 ⇓ 1.13% 1901 | 1883 ⇓ 0.89% | 1950 | 1843 # 97374 #
C: 1800 ⇓ 4.51% 1885 | 1800 ⇓ 5.38% | 1947 | 1800 # 1575 #

Bangladesh Lamps -A 100/5 E:85.67 P:19.54 BV:1519.82 | 35% :-1210
D: 1674 ⇓ 1.06% 1692 | 1678 ⇓ 1.12% | 1736 | 1662 # 6430 #
C: 1640 ⇓ 7.87% 1780 | 1640 ⇓ 7.87% | 1800 | 1640 # 25 #

Eastern Cables-B 100/10 E:6.82 P:100.6 BV:392.58 | 10% :-1210
D: 686.0 ⇑ 2.20% 671.3 | 683.01 ⇑ 2.40% | 710.0 | 660.0 # 21604 #
C: 671.0 ⇑ 0.60% 667.0 | 670.38 ⇑ 0.69% | 705.0 | 670.0 # 250 #

Monno Jutex -A 100/5 E:7.50 P:307.4 BV:1613.33 | 20%B :-610
D: 2306 ⇓ 5.41% 2437 | 2308 ⇓ 5.28% | 2436 | 2260 # 790 #

Monno Stafllers -A 100/5 E:39.09 P:63.91 BV:396.50 | 15% :-1210
D: 2498 ⇓ 6.46% 2671 | 2500 ⇓ 6.25% | 2650 | 2451 # 530 #

Singer BD -A 100/5 E:87.29 P:31.48 BV:799.77 | 600%, 75%B :-1210
D: 2748 ⇓ 1.13% 2780 | 2753 ⇓ 0.89% | 2814 | 2745 # 23729 #
C: 2754 ⇓ 1.35% 2792 | 2762 ⇓ 0.44% | 2820 | 2750 # 2561 #

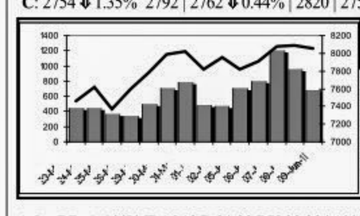

Atlas BD-A 10/50 E:16.19 P:21.99 BV:39.28 | 100%, 1B:3 :-610
D: 356.0 ⇑ 1.92% 349.3 | 355.21 ⇑ 2.14% | 370.0 | 343.1 # 346426 #

BD. Autocars -B 100/5 E:5.37 P:87.94 BV:57.62 | 5%B :-610
D: 472.3 ⇓ 2.63% 485.0 | 475.48 ⇓ 1.61% | 509.0 | 470.0 # 7255 #

Quasem Drycells -A 10/500 E:1.74 P:48.79 BV:22.53 | 20%B :-610
D: 84.90 ⇓ 3.08% 87.60 | 84.80 ⇓ 2.72% | 89.70 | 83.50 # 843900 #
C: 85.00 ⇓ 4.49% 89.00 | 84.99 ⇓ 3.96% | 90.00 | 84.30 # 48550 #

Renwick Jajneswar-Z 100/5 E:35.57 P:23.78 BV:-273.62 | 10% :-609
D: 845.8 ⇓ 0.97% 854.0 | 845.45 ⇓ 0.54% | 875.0 | 825.0 # 1405 #

National Tubes -A 100/10 E:35.70 P:26.13 BV:297.85 | 25% :-610
D: 933.0 ⇓ 0.85% 941.0 | 936.36 ⇓ 0.50% | 960.0 | 911.3 # 6732 #

BD. Thai Alum -A 100/10 E:19.63 P:34.35 BV:424.80 | 25%B :-1210
D: 674.3 ⇑ 3.57% 651.0 | 676.77 ⇑ 4.49% | 724.0 | 656.3 # 508079 #
C: 672.8 ⇑ 3.50% 650.0 | 678.09 ⇑ 4.46% | 731.0 | 662.0 # 60952 #

Anwar Galvanizing -Z 100/50 E:0.13 P:2629 BV:75.55 | No Div. :-610
D: 341.8 ⇑ 7.95% 371.3 | 341.60 ⇑ 7.62% | 380.0 | 340.0 # 4200 #
C: 361.8 ⇑ 1.90% 355.0 | 361.63 ⇑ 1.87% | 362.0 | 361.3 # 100 #

Kay & Que (BD) -A 100/50 E:4.53 P:79.14 BV:105.22 | 5%B :-1210
D: 358.5 ⇓ 4.91% 377.0 | 360.64 ⇓ 3.15% | 382.8 | 355.0 # 21802 #
C: 359.0 ⇓ 4.01% 374.0 | 359.00 ⇓ 3.79% | 379.0 | 355.0 # 1800 #

Rangpur Foundry -A 10/500 E:2.23 P:38.57 BV:15.29 | 21% :-1210
D: 86.00 ⇓ 2.82% 88.50 | 86.32 ⇓ 1.56% | 89.60 | 85.00 # 177000 #
C: 85.00 ⇓ 3.41% 88.00 | 84.18 ⇓ 4.34% | 87.80 | 83.50 # 8000 #

S. Alam Steel -A 100/50 E:16.30 P:34.39 BV:201.36 | 5%, 10%B :-910
D: 560.5 ⇑ 1.45% 552.5 | 565.10 ⇑ 2.95% | 588.0 | 540.5 # 382112 #
C: 559.0 ⇑ 1.27% 552.0 | 564.05 ⇑ 2.89% | 595.0 | 543.0 # 42440 #

Golden Son -A 10/500 E:3.22 P:22.30 BV:26.47 | 5%,10%B :-1210
D: 71.80 ⇑ 4.36% 68.80 | 72.11 ⇑ 5.06% | 74.00 | 67.30 # 6080474 #
C: 72.00 ⇑ 4.35% 69.00 | 72.07 ⇑ 4.78% | 74.50 | 67.50 # 386652 #

BSRM Steels-A 100/50 E:48.22 P:29.42 BV:65.59 | 20%B :-1210
D: 1419 ⇓ 0.54%