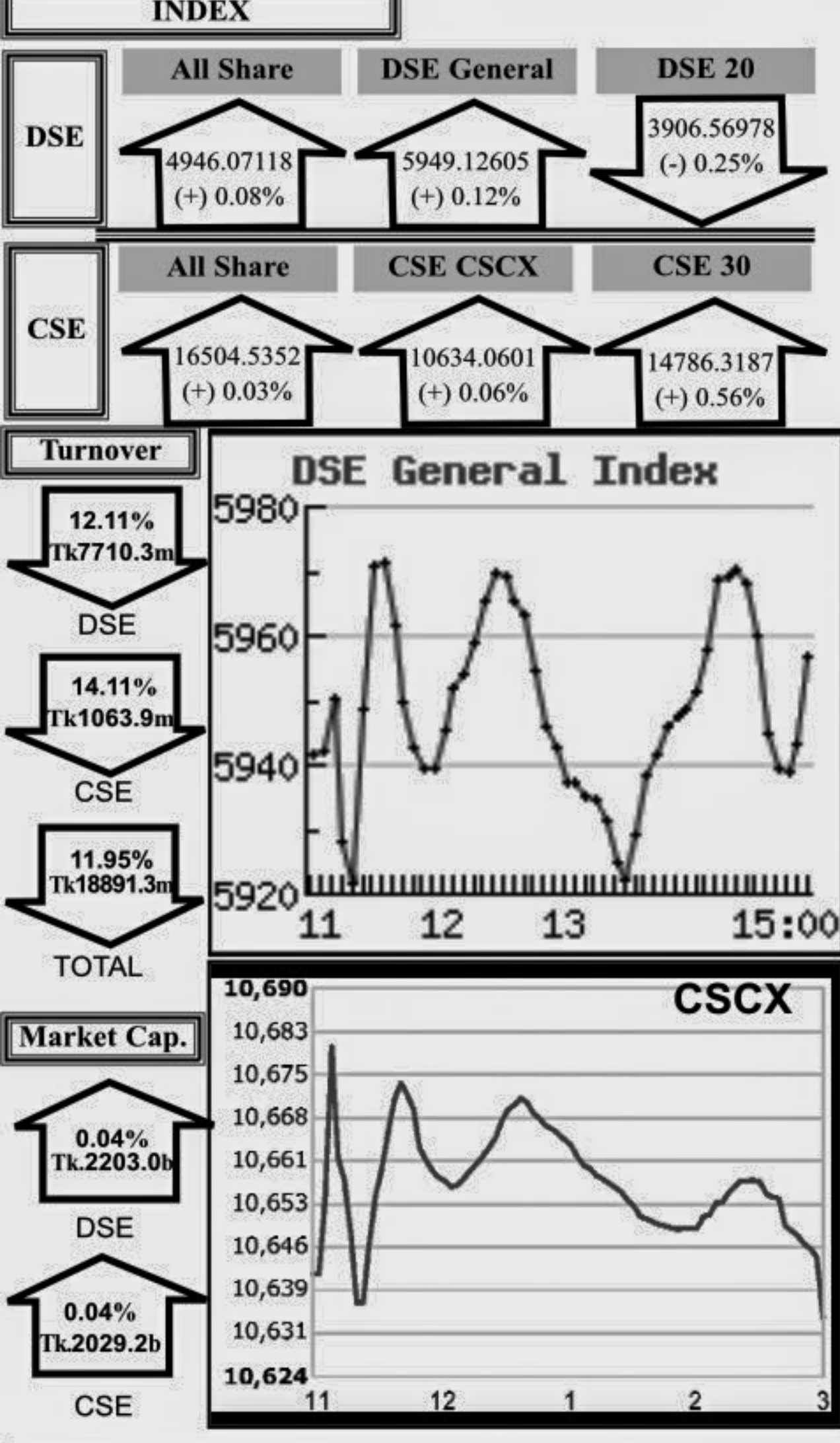


Capital Market Highlights: Jun 08, 2011



Capital Gainers

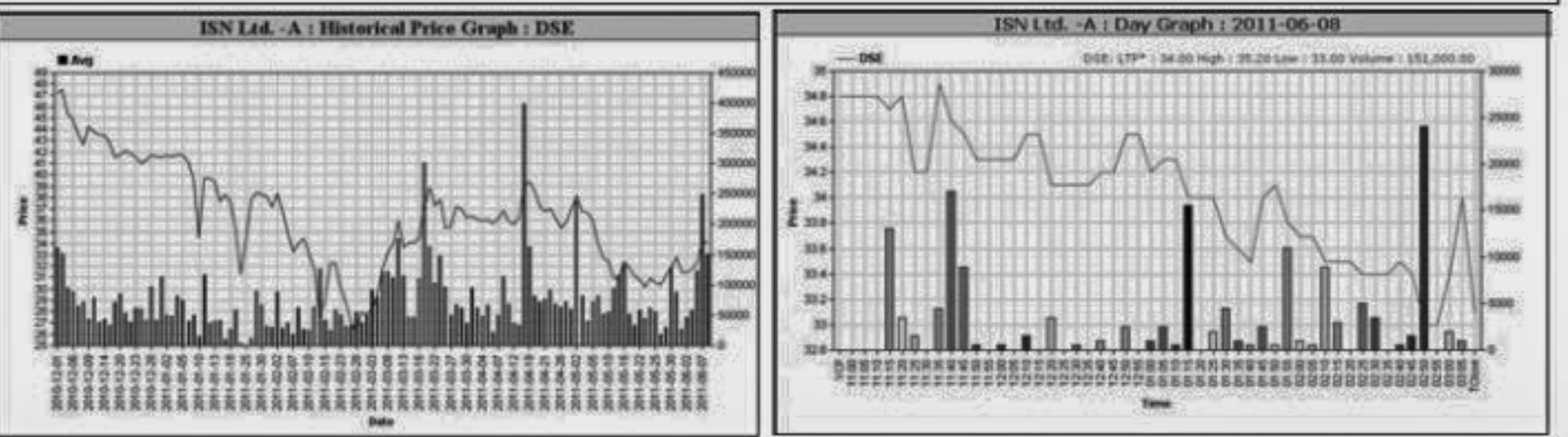
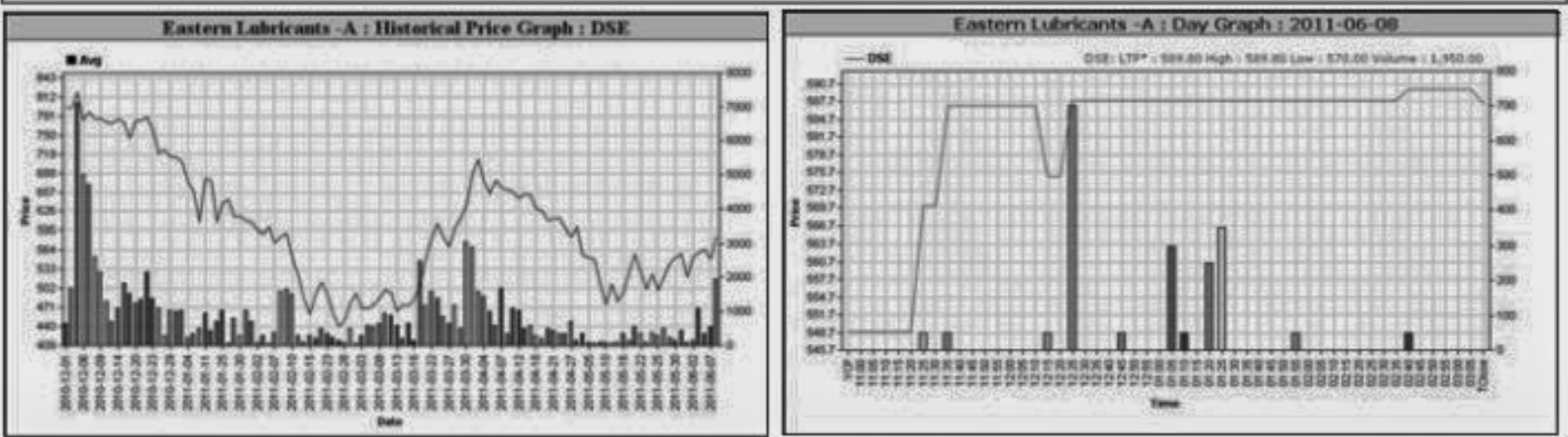
Dhaka Stock Exchange

Company	Price Chn. (%)		Price Scale				Turnover		BookV			
	Close	Avg.	Avg.	Close	DayHi	DayLo	Yr Hi	YrLo	M.Tk	Per S	EPS	PE
Pubali Bank -A	7.48	5.53	50.16	51.70	52.50	47.80	880.0	36.9	178.314	21.07	4.82	10.41
Eastern Lubricants -A	7.03	6.75	586.15	587.40	589.80	570.00	1010.0	440.0	1.143	57	5	117.23
Grameen M F One-A	5.93	4.76	83.35	83.90	85.00	80.00	123.9	62.0	26.422	34.65	3.45	24.16
ICB AMCL IslamicMF-A	5.24	4.41	356.62	366.25	363.00	348.00	530.0	276.0	3.691	339.4	49.76	8.17
ICB AMCL 1st NRB -A	5.02	4.52	408.33	408.00	417.00	395.00	609.0	350.0	1.225	445.75	49.98	8.17
Uttara Bank -A	4.82	3.40	74.12	76.10	77.50	70.60	1869.0	54.0	165.234	28.28	5.4	13.73
People's Leasing-A	4.48	5.12	123.74	123.50	126.30	119.00	1442.0	103.5	362.776	17.69	5.41	22.87
AIMS First -A	4.44	3.29	7.23	7.29	7.35	7.00	29.0	6.3	70.376	3.42	0.47	15.38
Green Delta M.F.-A	3.75	4.76	8.37	8.30	8.60	7.90	13.9	7.2	9.951	0	0	-
MBL 1st M. F.-A	3.57	3.41	8.79	8.70	8.80	8.70	11.0	8.1	0.444	0	0	-

Capital Losers

Dhaka Stock Exchange

Company	Price Chn. (%)		Price Scale				Turnover		BookV			
	Close	Avg.	Avg.	Close	DayHi	DayLo	Yr Hi	YrLo	M.Tk	Per S	EPS	PE
ISN Ltd. -A	-4.89	-0.70	34.02	33.10	35.20	33.00	56.3	25.6	5.137	17.71	1.05	32.40
7th ICB M F-A	-4.50	-4.50	1210.00	1210.00	1210.00	1210.00	1378.8	920.0	1.392	271.7	50	24.20
Salvo Chemicals-N	-4.27	-2.02	57.22	56.00	58.80	55.60	75.0	42.9	43.916	12.05	1.43	40.01
Islami Ins.BD-Z	-4.18	-3.17	539.86	533.50	559.00	530.00	1180.0	354.5	7.774	122.88	18.29	29.52
Sinobangla Indu.-A	-3.81	-2.64	46.41	45.50	47.60	45.10	94.9	39.1	7.542	21.17	1.19	39.00
Bangladesh Welding -A	-2.95	-1.37	56.94	55.90	58.00	55.70	282.0	46.8	30.035	14.12	1.08	52.72
Kohinoor Chem -A	-2.93	-0.57	2320.00	2322.00	2322.00	2322.00	4425.0	2190.0	0.128	-130.71	74.12	31.30
Beacon Pharma Ltd.-Z	-2.92	-2.85	33.72	33.20	34.60	33.00	100.0	27.3	45.207	12.04	0.13	259.38
Barakatullah E. D.-N	-2.92	-2.25	70.83	69.70	72.50	69.10	91.0	60.1	23.672	0	0	-
Ocean Containers-A	-2.76	-1.47	81.88	80.90	83.00	80.20	184.0	66.0	2.742	40	2.14	38.26

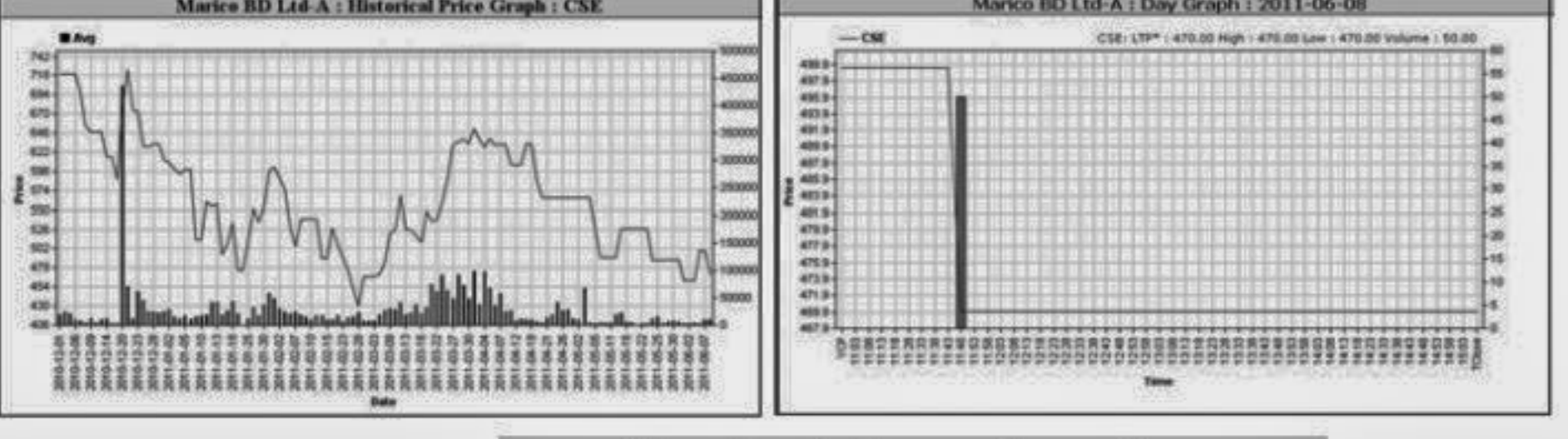
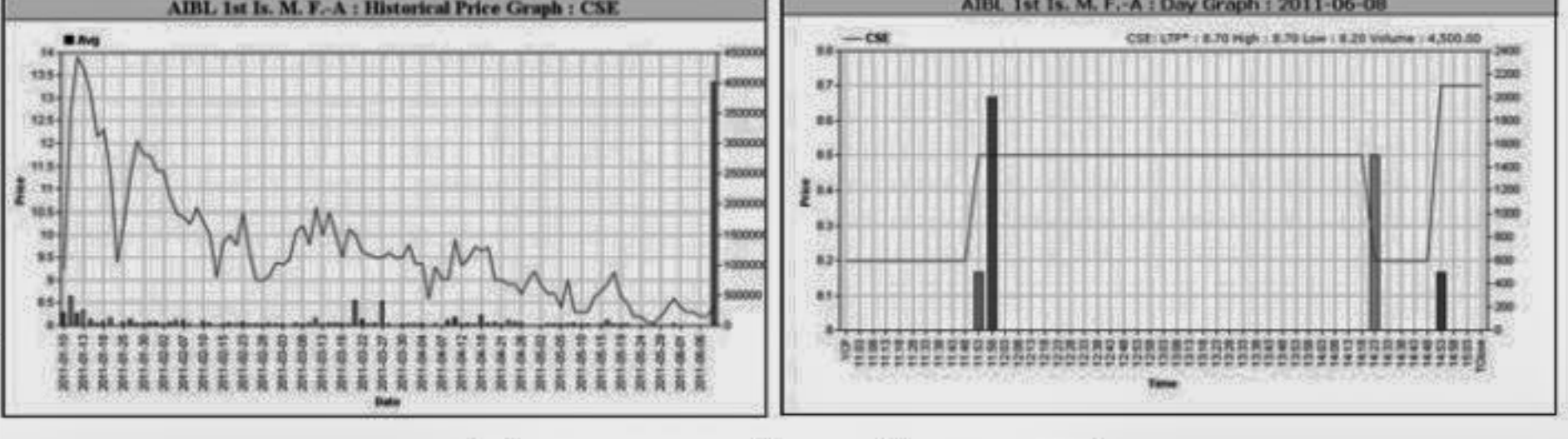


Chittagong Stock Exchange

Company	Price Chn. (%)		Price Scale				Turnover		BookV			
	Close	Avg.	Avg.	Close	DayHi	DayLo	Yr Hi	YrLo	M.Tk	Per S	EPS	PE
AIBL 1st Is. M. F.-A	12.50	2.68	8.42	9.00	8.70	8.20	16.6	8.0	0.038	0	0	-
Pubali Bank -A	8.33	4.58	49.78	52.00	52.30	47.80	883.0	25.0	40.033	21.07	4.82	10.33
Green Delta M.F.-A	7.50	4.74	8.40	8.60	8.70	8.10	14.0	7.2	1.205	0	0	-
Uttara Bank -A	6.94	4.19	74.31	77.00	77.50	70.70	1850.0	54.1	18.058	28.28	5.4	13.76
Grameen1.Scheme2 -A	5.00	3.34	21.05	21.00	21.60	20.50	34.8	18.6	4.074	12.7	1.2	17.54
People's Leasing-A	4.83	4.74	123.38	123.70	126.00	119.00	1443.0	103.8	49.924	17.69	5.41	22.81
Samata Leather-R-Z	4.55	3.49	230.00	230.00	230.00	230.00	350.0	121.5	0.012	52.4	-2.51	-91.63
Union Capital -A	4.12	4.52	101.20	101.00	104.80	97.20	1299.0	10.0	17.230	12.78	7.17	14.11
Tallu Spinning -A	4.08	5.19	663.38	664.00	669.00	646.50	970.0	183.0	0.027	110.43	3.19	207.96
ICB AMCL 2nd NRB -A	3.95	4.12	183.65	184.00	184.00	181.00	276.0	164.3	0.119	211.44	28.31	6.49

Chittagong Stock Exchange

Company	Price Chn. (%)		Price Scale				Turnover		BookV			
	Close	Avg.	Avg.	Close	DayHi	DayLo	Yr Hi	YrLo	M.Tk	Per S	EPS	PE
S.B. 1st M. F.-A	-13.33	-9.57	10.40	10.40	10.40	10.40	18.9	7.5	0.010	0	0	-
Marico BD Ltd-A	-6.00	-5.91	470.00	470.00	470.00	470.00	760.0	402.1	0.024	76.18	11.34	41.45
Midas Ins.BD-Z	-5.44	-3.31	541.93	539.00	555.00	531.00	1,112.5	375.5	0.379	122.88	18.29	29.63
Islami Ins.BD-Z	-4.39	-2.81	1,081.67	1,077.50	1,090.00	1,075.00	2,389.0	830.0	0.325	90.48	12.89	83.93
Phoenix Insur -A	-4.26	-1.20	91.65	90.00	93.10	89.10	1,750.0	65.0	0.220	27.84	4.22	21.72
AramitCement-A	-4.03	-3.04	1,232.50	1,220.00	1,245.00	1,220.00	2,010.0	827.5	0.123	94.94	51.53	23.92
Hakkani P& Paper-B	-4.00	-4.21	47.50	48.00	47.50	47.50	90.0	34.5	0.024	12.38	0.52	93.95
Bangladesh Welding -A	-3.45	-1.27	56.70	56.00	58.00	55.50	275.0	47.1	3.544	14.12	1.08	52.50
Beacon Pharma Ltd.-Z	-2.94	-2.50	33.87	33.00	34.90	33.10	99.0	27.5	9.161	12.04	0.13	260.54
Deshbandhu Polymer-N	-2.90	-1.94	68.13	67.00	70.00	66.50	96.2	12.0	5.042	13.63	3.47	19.63



Key Features - Jun 08

Indicators	DSE	CSE	TOTAL
Turnover (Million Taka)	7,710.28	1,063.93	8,774.21
Turnover (Volume)	100,865,394	18,638,962	119,504,356
No. of Contract	192,284	38,946	231,230
Traded Issues	264	190	264
Issue Gain (Avg. Price Basis)	140	108	140
Issue Loss (Avg. Price Basis)	122	81	122
Unchanged Issue (Avg. Price Basis)	2	1	2
Market Cap. Equity (Billion Tk.)	2,203.03	2,029.16	2,203.03
Market Cap. Equity (Billion US\$)	32.16	29.62	32.16

Turnover Leaders

Dhaka Stock Exchange

Company	Vol. Share	Value (M.Tk.)	% of Total	Price Scale				C.Pts	BookV		
				Avg. Close	DayHi	DayLo	Chn%				
UCBL -A	6747500	366,984.476	4.76	54.39	55.20	55.90	53.40	-0.54	10.74	6	9.07
People's Leasing-A	2931747	362,776.471	4.71	123.74	123.50	126.30	119.00	4.48	17.69	5.41	22.87
BSTRM Steels-A	208050	296,169.384	4.71	1423.55	1420.75	1440.00	1393.00	0.83	65.59	48.22	29.52
M.I. Cement-N	1342361	211,351.274	2.74	157.45	155.30	161.50	154.80	-2.76	16.36	3.32	47.42
Aftab Auto -A	722880	193,792.251	2.51	268.08	263.20	276.00	262.00	-1.42	55.51	15.08	17.78
UNITED AIR-B	4093420	192,348.249	2.49	46.99	46.60	47.00	46.50	-2.10	9.58	1.13	41.58
Pubali Bank -A	3554742	178,314.231	2.31	50.16	51.70	52.50	47.80	7.48	21.07	4.82	10.41
Uttara Bank -A	2228384	165,234.214	2.14	74.12	76.10	77.50	70.60	8.28	28.28	5.4	13.73
National Bank -A	2465971	155,231.201	2.01	62.95	63.00	64.50	62.00	-1.56	22.21	7.98	7.89
LankaBangla Fin. -A	722600	151,638.197	1.97	209.85	206.40	214.00	204.20	-0.82	21.5	4.21	49.85
BEXTEX Ltd. -A	4544543	151,298.196	1.96	33.29	33.20	33.80	32.50	2.79	23.58	3.79	8.78
Union Capital -A	1356730	137,472.178	1.73	101.33	100.40	104.20	97.30	3.51	12.78	7.17	14.13
Maksons Spinning-A	2919488	133,387.173	1.73	45.69	45.30	46.40	44.90	1.34	20.78	4.06	11.25
Prime Bank-A	2913719	131,116.170	1.70	45.00	44.50	46.10	43.60	1.34	20.03	5.69	7.91
Titas Gas TDCLA	4093420	128,443.167	1.67	77.02	76.50	77.80	76.70	0.42	290.15	60.88	12.66
BEXIMCO Ltd. -A	793060	123,862.161	1.61	156.18	155.40	158.70	154.70	0.78	62.57	27.21	5.74
AB Bank -A	142380	111,747.145	1.45	784.85	785.00	802.00	775.00	0.09	375.1	108.23	7.25
R. N. Spinning-A	1331420	109,379.142	1.42	82.15	81.50	82.90	81.20	-0.24	12.38	3.88	21.11
Malek Spinning-A	1851000	108,754.141	1.41	58.75	57.90	59.70	57.60	0.17	35.64	1.51	38.91
Prime Finance-A	650288	100,920.131	1.31	155.19	157.40	151.00	151.00	3.26	21.47	10.63	14.60

Market Cap. Leader

Dhaka Stock Exchange

Company	Market Cap. M. Tk.	% of Total	Average			Price Scale			BookV			
			Price	Chn.	P Day	D Hi	D Lo	D Clo.	Chn%	Per S	EPS	PE
Grameenphone-A	198,535	9.01	147.03	-0.87	148.32	148.8	145.9	146.8	-0.47	27.07	7.93	18.54
ICB -A	89,349	4.06	3,573.97	-0.02	3574.55	3610	3549	3576.75	0.07	230	68.18	52.42
Square Pharma -A	65,6											