WEEKLY TRADED ISSUES May 29 - Jun 02, 2011

Company -Catagory Mark Face Value/Market Lot | EPS | PE | BV | Latest Dividend :- YearEnd
DSE/CSE: Closing ⇓⇑ Change % LastDay | Average |Change ⇓⇑ %| High | Low # Trade Volume (Share)

BANK

AB Bank - A 100/5 E:108.23 P:6.41 BV:375.10 | 10%, 15%B :-1210
D: 693.3 ⇑ 10.88% 625.3 | 688.68 ⇑ 11.05% | 710.0 | 621.8 # 219099 #
C: 695.0 ⇑ 11.02% 626.0 | 690.08 ⇑ 10.81% | 710.0 | 622.0 # 80756 #
City Bank - A 100/5 E:45.65 P:9.89 BV:227.87 | 30%B :-1210
D: 451.5 ⇑ 5.24% 429.0 | 450.13 ⇑ 5.71% | 470.0 | 425.0 # 368337 #
C: 451.0 ⇑ 5.13% 429.0 | 449.62 ⇑ 6.03% | 470.0 | 425.5 # 32307 #
IFIC Bank - A 100/5 E:60.11 P:10.87 BV:208.26 | 27%B :-1210
D: 653.5 ⇑ 16.07% 563.0 | 649.31 ⇑ 16.99% | 661.0 | 566.0 # 112966 #
C: 649.0 ⇑ 17.36% 553.0 | 646.47 ⇑ 19.11% | 659.0 | 556.0 # 12238 #
Islami Bank - A 100/10 E:44.60 P:10.52 BV:234.76 | 35%B :-1210
D: 469.3 ⇑ 3.59% 453.0 | 467.60 ⇑ 3.61% | 480.0 | 453.0 # 343451 #
C: 468.0 ⇑ 3.77% 451.0 | 465.39 ⇑ 3.38% | 480.0 | 453.0 # 30425 #
National Bank - A 10/100 E:7.98 P:7.41 BV:22.21 | 95%B :-1210
D: 59.10 ⇑ 11.51% 53.00 | 58.88 ⇑ 11.94% | 60.70 | 53.50 # 8294877 #
C: 59.00 ⇑ 11.32% 53.00 | 58.57 ⇑ 11.48% | 60.50 | 53.40 # 1604012 #
Pubali Bank - A 10/25 E:4.82 P:8.78 BV:21.07 | 5%, 35%B :-1210
D: 42.30 ⇑ 12.20% 37.70 | 42.00 ⇑ 12.03% | 43.90 | 38.00 # 2586019 #
C: 43.00 ⇑ 13.16% 38.00 | 42.36 ⇑ 12.21% | 45.00 | 38.50 # 731105 #

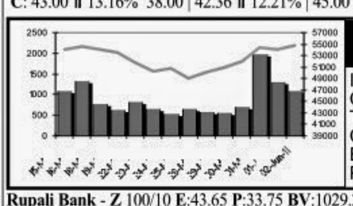

BANK
Index: 54780
Chn.: 9.45%
TO (MTk): 5597.63
Chn.: 5.62%
EPS: 47.85
PE: 8.90

Rupali Bank - Z 100/10 E:43.65 P:33.75 BV:1029.20 | 10%B :-1210
D: 1473 ⇑ 2.59% 1436 | 1478 ⇑ 4.47% | 1520 | 1436 # 9866 #
C: 1450 ⇑ 3.94% 1395 | 1450 ⇑ 9.33% | 1488 | 1400 # 410 #
UCBL - A 10/50 E:6.00 P:7.70 BV:10.74 | 25%B :-1210
D: 46.20 ⇑ 18.77% 38.90 | 45.74 ⇑ 18.93% | 46.90 | 38.90 # 12213658 #
C: 46.00 ⇑ 17.95% 39.00 | 45.48 ⇑ 19.37% | 46.50 | 39.00 # 4695570 #
Uttara Bank - A 10/25 E:5.40 P:11.85 BV:28.28 | 20%, 20%B :-1210
D: 64.00 ⇑ 13.68% 56.30 | 63.93 ⇑ 15.46% | 66.00 | 56.80 # 2576718 #
C: 64.00 ⇑ 12.28% 57.00 | 64.19 ⇑ 15.08% | 66.40 | 56.40 # 332425 #
ICB Is. Bank-Z 10/500 E:-2.04 P:-5.74 BV:-8.73 | No Div. :-1210
D: 11.70 ⇑ 8.33% 10.80 | 11.68 ⇑ 8.75% | 12.30 | 10.90 # 1198900 #
Eastern Bank - A 10/200 E:5.54 P:9.71 BV:26.74 | 55%B :-1210
D: 53.80 ⇑ 5.49% 51.00 | 53.61 ⇑ 6.47% | 56.30 | 50.10 # 2325965 #
C: 54.00 ⇑ 8.00% 50.00 | 53.84 ⇑ 8.33% | 56.00 | 50.10 # 174880 #
Al Arafa Islami B-A 10/250 E:3.21 P:9.81 BV:13.03 | 26%B :-1210
D: 31.50 ⇑ 9.00% 28.90 | 31.31 ⇑ 9.40% | 32.80 | 28.70 # 2844221 #
C: 31.00 ⇑ 6.90% 29.00 | 31.29 ⇑ 9.83% | 32.70 | 28.80 # 4746750 #
Prime Bank-A 10/250 E:5.69 P:7.31 BV:29.03 | 35%B, 5% :-1210
D: 41.60 ⇑ 14.29% 36.40 | 40.95 ⇑ 13.75% | 42.50 | 36.60 # 5018628 #
C: 41.00 ⇑ 13.89% 36.00 | 40.84 ⇑ 13.98% | 42.30 | 36.20 # 304808 #
Southeast Bank-A 100/50 E:37.67 P:7.79 BV:197.82 | 20%B,10% :-1210
D: 293.5 ⇑ 7.81% 272.3 | 291.97 ⇑ 7.71% | 306.0 | 273.5 # 734574 #
C: 293.0 ⇑ 6.93% 274.0 | 291.45 ⇑ 7.25% | 305.0 | 274.8 # 143312 #
Dhaka Bank -A 10/100 E:4.67 P:8.84 BV:18.33 | 35%B :-1210
D: 41.30 ⇑ 14.72% 36.00 | 41.00 ⇑ 14.40% | 42.30 | 36.30 # 3176744 #
C: 41.10 ⇑ 14.17% 36.00 | 40.78 ⇑ 15.04% | 42.00 | 36.00 # 281610 #
N C C Bank -A 10/250 E:4.04 P:7.97 BV:15.75 | 32%B :-1210
D: 32.20 ⇑ 13.78% 28.30 | 31.96 ⇑ 13.66% | 33.00 | 28.60 # 5182320 #
C: 32.00 ⇑ 10.34% 29.00 | 31.73 ⇑ 12.24% | 33.00 | 28.60 # 1380764 #
Social Invest. B-A 10/250 E:1.89 P:11.69 BV:12.32 | 14%B :-1210
D: 22.10 ⇑ 8.87% 20.30 | 21.94 ⇑ 9.21% | 22.90 | 20.10 # 11119764 #
C: 22.00 ⇑ 10.00% 20.00 | 21.83 ⇑ 8.07% | 22.80 | 20.00 # 2778850 #
Dutch Ban. Bnk- A 100/50 E:100.12 P:13.47 BV:350.05 | 30% :-1210
D: 1348 ⇑ 5.66% 1276 | 1347 ⇑ 6.99% | 1377 | 1255 # 58188 #
C: 1345 ⇑ 5.08% 1280 | 1338 ⇑ 4.51% | 1355 | 1270 # 1583 #
MutualTrust Bank-A 100/50 E:38.86 P:9.23 BV:172.16 | 20%B :-1210
D: 358.8 ⇑ 6.45% 337.0 | 358.81 ⇑ 7.63% | 370.0 | 333.0 # 158243 #
C: 357.0 ⇑ 8.18% 330.0 | 356.78 ⇑ 8.13% | 374.0 | 339.3 # 7877 #
Standard Bank -A 100/50 E:33.71 P:8.78 BV:138.50 | 28%B :-1210
D: 296.0 ⇑ 7.25% 276.0 | 294.68 ⇑ 8.14% | 305.0 | 275.0 # 355060 #
C: 295.0 ⇑ 7.27% 275.0 | 293.60 ⇑ 7.94% | 309.0 | 277.0 # 69659 #
One Bank -A 100/50 E:59.19 P:7.08 BV:152.55 | 55%B :-1210
D: 419.0 ⇑ 10.77% 378.3 | 416.82 ⇑ 11.50% | 430.0 | 377.0 # 535860 #
C: 418.0 ⇑ 10.29% 379.0 | 412.43 ⇑ 10.34% | 427.0 | 374.3 # 81000 #
Bank Asia -A 100/50 E:45.90 P:9.46 BV:167.94 | 40%B :-1210
D: 434.3 ⇑ 5.15% 413.0 | 435.57 ⇑ 6.42% | 452.0 | 412.3 # 169781 #
C: 436.5 ⇑ 6.79% 408.8 | 438.83 ⇑ 7.35% | 445.0 | 410.0 # 2818 #
Mercantile Bank -A 100/50 E:33.64 P:8.71 BV:169.61 | 22%B :-1210
D: 293.0 ⇑ 6.06% 276.3 | 291.10 ⇑ 6.81% | 305.0 | 276.0 # 664803 #
C: 292.0 ⇑ 5.70% 276.3 | 290.45 ⇑ 6.44% | 305.0 | 271.0 # 72507 #
EXIM Bank-A 10/100 E:3.95 P:7.70 BV:13.50 | 35%B :-1210
D: 30.40 ⇑ 7.42% 28.30 | 30.45 ⇑ 8.36% | 31.90 | 27.90 # 4503671 #
C: 30.60 ⇑ 9.29% 28.00 | 30.59 ⇑ 9.80% | 32.20 | 28.00 # 665990 #
Jamuna Bank -A 10/250 E:2.94 P:10.75 BV:23.56 | 22%B :-1210
D: 31.60 ⇑ 11.66% 28.30 | 31.23 ⇑ 11.38% | 32.60 | 28.00 # 4838230 #
C: 31.40 ⇑ 10.56% 28.40 | 31.20 ⇑ 11.51% | 45.00 | 22.00 # 626240 #
Brac Bank -A 100/50 E:56.81 P:7.67 BV:291.14 | 10%,20%B :-1210
D: 435.5 ⇑ 6.03% 410.8 | 434.85 ⇑ 6.47% | 450.0 | 410.8 # 292052 #
C: 435.0 ⇑ 6.03% 410.3 | 435.28 ⇑ 6.43% | 447.0 | 412.0 # 24689 #
Shahjalal Islami -A 10/50 E:4.65 P:7.85 BV:15.15 | 30%B :-1210
D: 36.50 ⇑ 10.94% 32.90 | 36.22 ⇑ 11.10% | 38.00 | 33.00 # 5906930 #
C: 36.00 ⇑ 8.76% 33.10 | 36.18 ⇑ 10.64% | 45.00 | 12.00 # 968961 #
Premier Bank -N 10/250 E:4.64 P:6.72 BV:15.65 | 31%B :-1210
D: 31.20 ⇑ 11.03% 28.10 | 31.02 ⇑ 11.26% | 32.10 | 28.20 # 3506768 #
C: 31.00 ⇑ 10.71% 28.00 | 30.80 ⇑ 9.65% | 32.40 | 28.40 # 839774 #
Trust Bank-A 100/50 E:47.90 P:8.49 BV:188.84 | 20%B :-1210
D: 406.8 ⇑ 11.90% 363.5 | 405.37 ⇑ 12.21% | 416.0 | 367.0 # 184421 #
C: 402.0 ⇑ 8.94% 369.0 | 400.38 ⇑ 9.45% | 410.0 | 370.0 # 11280 #
First Secu. Bk-A 10/100 E:2.08 P:11.20 BV:11.44 | 12%B :-1210
D: 23.30 ⇓ 2.51% 23.90 | 23.18 ⇑ 2.77% | 24.70 | 22.00 # 2995975 #
C: 23.00 ⇓ 4.17% 24.00 | 23.06 ⇓ 2.25% | 24.40 | 22.00 # 958860 #

NON BANKING F I

IDLC Fin. -A 100/20 E:81.37 P:25.42 BV:244.24 | 35%,65%B :-1210
D: 2068 ⇑ 5.25% 1965 | 2058 ⇑ 5.75% | 2101 | 1957 # 61275 #
C: 2054 ⇑ 4.32% 1969 | 2049 ⇑ 5.07% | 2110 | 1976 # 4626 #
United Leasing - A 100/20 E:40.94 P:20.60 BV:171.14 | 7.5%,75%B :-1210
D: 843.3 ⇑ 10.52% 763.0 | 832.80 ⇑ 9.65% | 858.0 | 757.5 # 97452 #
Uttara Finance -A 10/50 E:16.02 P:10.46 BV:62.68 | 40%B :-1210
D: 167.6 ⇑ 13.78% 147.3 | 165.80 ⇑ 14.30% | 170.0 | 147.1 # 625360 #
C: 165.0 ⇑ 10.74% 149.0 | 161.48 ⇑ 9.51% | 170.0 | 148.6 # 82393 #
Midas Financing-A 100/50 E:12.89 P:84.81 BV:90.48 | 35%B :-610
D: 1093 ⇑ 21.57% 899.3 | 1079 ⇑ 22.70% | 1119 | 930.0 # 55604 #
C: 1063 ⇑ 22.04% 871.0 | 1099 ⇑ 26.23% | 1115 | 933.0 # 1594 #
First LeaseA 100/50 E:27.56 P:35.13 BV:157.60 | 25%B :-1210
D: 968.3 ⇑ 14.42% 846.3 | 950.63 ⇑ 14.02% | 968.5 | 852.0 # 446579 #
C: 972.3 ⇑ 14.79% 847.0 | 933.85 ⇑ 11.00% | 975.0 | 833.0 # 15007 #
People`sLeas.-A 10/100 E:5.41 P:21.94 BV:17.69 | 75%B :-1210
D: 118.7 ⇑ 6.94% 111.0 | 117.17 ⇑ 6.40% | 121.8 | 112.4 # 4834392 #
C: 119.0 ⇑ 7.21% 111.0 | 117.34 ⇑ 6.49% | 122.0 | 112.1 # 875031 #
Prime Finance-A 10/50 E:10.63 P:14.09 BV:21.47 | 80%B :-1210
D: 149.8 ⇑ 9.10% 137.3 | 149.14 ⇑ 9.32% | 152.7 | 140.1 # 1339014 #
C: 149.4 ⇑ 8.26% 138.0 | 149.21 ⇑ 9.92% | 155.0 | 139.0 # 127340 #
Premier Leasing-A 100/50 E:26.28 P:28.93 BV:125.84 | 26%B :-1210
D: 760.3 ⇑ 13.77% 668.3 | 744.94 ⇑ 12.35% | 765.0 | 680.0 # 218884 #
C: 753.0 ⇑ 12.56% 669.0 | 744.34 ⇑ 12.87% | 760.0 | 680.0 # 19300 #
Islamic Finance-A 100/50 E:18.03 P:26.84 BV:134.99 | 16%B :-1210
D: 484.0 ⇑ 17.69% 411.3 | 471.95 ⇑ 15.68% | 488.0 | 411.0 # 215579 #
C: 480.0 ⇑ 16.50% 412.0 | 468.10 ⇑ 15.40% | 482.0 | 415.5 # 18473 #
LankaBangla Fin. -A 10/500 E:4.2 P:46.10 BV:21.50 | 55%B :-1210
D: 194.1 ⇑ 19.23% 162.8 | 187.23 ⇑ 16.08% | 194.5 | 164.6 # 2837553 #
C: 193.9 ⇑ 19.69% 162.0 | 186.34 ⇑ 16.09% | 194.3 | 165.0 # 410299 #
B I F C -A 100/50 E:37.26 P:16.62 BV:137.21 | 25%B :-1210
D: 619.3 ⇑ 11.88% 553.5 | 605.66 ⇑ 10.30% | 622.8 | 550.0 # 117135 #
C: 608.0 ⇑ 12.38% 541.0 | 607.20 ⇑ 11.85% | 619.8 | 550.0 # 8894 #

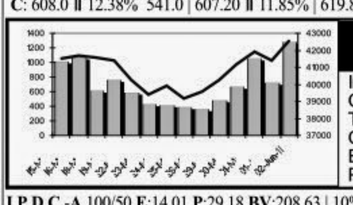

NBFI
Index: 42526
Chn.: 7.39%
TO (MTk): 4203.41
Chn.: 4.51%
EPS: 48.72
PE: 23.68

I P D C -A 100/50 E:14.01 P:29.18 BV:208.63 | 10%B :-1209
D: 408.8 ⇑ 8.49% 376.8 | 407.60 ⇑ 9.08% | 418.5 | 373.0 # 75184 #
C: 404.0 ⇑ 6.04% 381.0 | 405.18 ⇑ 7.79% | 415.5 | 380.0 # 14100 #
Union Capital -A 10/500 E:7.17 P:13.32 BV:12.78 | 75%B :-1210
D: 95.50 ⇑ 9.64% 87.10 | 94.40 ⇑ 9.65% | 96.90 | 87.10 # 2597789 #
C: 95.00 ⇑ 10.47% 86.00 | 94.54 ⇑ 10.94% | 97.40 | 87.50 # 420200 #
BD Finance-A 10/100 E:4.58 P:20.50 BV:17.35 | 22%B :-1210
D: 93.90 ⇑ 10.34% 85.10 | 92.80 ⇑ 10.12% | 95.60 | 86.10 # 594284 #
C: 93.00 ⇑ 9.41% 85.00 | 92.91 ⇑ 10.38% | 95.40 | 85.40 # 250500 #
Intl. Leasing-A 100/50 E:29.29 P:41.27 BV:129.28 | 60%B :-1210
D: 1209 ⇑ 24.01% 974.8 | 1184 ⇑ 21.88% | 1209 | 991.0 # 150413 #
C: 1201 ⇑ 21.56% 988.0 | 1175 ⇑ 19.88% | 1204 | 1019 # 13290 #
Phoenix Fin.-A 100/50 E:33.78 P:28.46 BV:226.76 | 35%B :-1210
D: 961.3 ⇑ 15.88% 829.5 | 943.74 ⇑ 15.51% | 963.8 | 838.0 # 187359 #
C: 964.0 ⇑ 17.56% 820.0 | 934.86 ⇑ 14.01% | 968.0 | 838.0 # 6050 #
FAS Fin. & Inv. Ltd-A 100/50 E:17.26 P:30.10 BV:186.27 | 15%B :-1210
D: 519.5 ⇑ 18.95% 436.8 | 512.61 ⇑ 18.27% | 519.8 | 442.0 # 67514 #
C: 510.3 ⇑ 17.03% 436.0 | 510.15 ⇑ 17.49% | 519.0 | 450.0 # 16100 #
Delta Brac HFCL-N 100/50 E:59.20 P:36.91 BV:238.40 | 10%, 25%B :-610
D: 2185 ⇑ 11.68% 1957 | 2154 ⇑ 11.01% | 2185 | 1976 # 127172 #
C: 2170 ⇑ 13.57% 1911 | 2164 ⇑ 13.26% | 2198 | 2000 # 1624 #
National H Fin.-N 100/50 E:31.16 P:34.32 BV:155.71 | 10%,10%B :-1210
D: 1070 ⇑ 18.67% 901.3 | 1053 ⇑ 18.98% | 1071 | 917.0 # 196100 #
C: 1058 ⇑ 17.36% 901.5 | 1052 ⇑ 17.63% | 1065 | 912.0 # 5100 #
Bay Leasing -A 100/50 E:72.26 P:16.12 BV:256.13 | 10%,50%B :-1210
D: 1165 ⇑ 7.72% 1081 | 1149 ⇑ 7.15% | 1181 | 1076 # 241800 #
C: 1159 ⇑ 7.12% 1082 | 1146 ⇑ 6.87% | 1180 | 1076 # 19350 #

INVESTMENT

ICB -A 100/50 E:68.18 P:52.61 BV:230.00 | 15%, 25%B :-610
D: 3587 ⇑ 4.31% 3439 | 3585 ⇑ 4.32% | 3600 | 3441 # 3712 #
1st ICB M F -A 100/5 E:385.24 P:27.13 BV:3217.58 | 400% :-610
D: 10450 ⇑ 0.19% 10430 | 10500 ⇑ 0.67% | 10500 | 10400 # 95 #
3rd ICB M F-A 100/5 E:121.40 P:21.45 BV:415.05 | 140% :-609
D: 2604 ⇑ 1.98% 2554 | 2600 ⇑ 1.82% | 2620 | 2555 # 425 #
4th ICB M F-A 100/10 E:114.28 P:20.78 BV:586.36 | 125% :-609
D: 2375 ⇑ 2.19% 2324 | 2375 ⇑ 2.19% | 2400 | 2325 # 1160 #
C: 2330 ⇑ 0.00% 2330 | 2330 ⇑ 0.00% | 2330 | 2330 # 10 #
5th ICB M F-A 100/10 E:78.56 P:21.68 BV:508.06 | 100% :-609
D: 1703 ⇑ 2.90% 1655 | 1703 ⇑ 2.89% | 1738 | 1687 # 1800 #
6th ICB M F-A 100/10 E:50.00 P:13.18 BV:196.03 | 75% :-609
D: 659.0 ⇑ 2.93% 640.3 | 658.77 ⇑ 2.95% | 668.0 | 641.0 # 7980 #
C: 640.0 ⇑ 0.63% 636.0 | 640.00 ⇑ 0.63% | 640.0 | 640.0 # 10 #
7th ICB M F-A 100/50 E:50.00 P:25.32 BV:271.70 | 70% :-609
D: 1266 ⇑ 2.14% 1240 | 1266 ⇑ 2.14% | 1268 | 1240 # 2558 #
8th ICB M F-A 100/50 E:42.85 P:15.74 BV:215.35 | 65% :-609
D: 674.3 ⇑ 2.74% 656.3 | 674.25 ⇑ 1.88% | 708.0 | 664.0 # 5309 #
C: 686.0 ⇑ 7.55% 742.0 | 686.00 ⇓ 7.48% | 686.0 | 686.0 # 50 #
1st BSRS M F-A 100/50 E:18.87 P:75.15 BV:139.55 | 15% :-609
D: 1418 ⇑ 8.08% 1312 | 1404 ⇑ 6.99% | 1450 | 1332 # 12219 #
AIMS First -A 1/2500 E:0.36 P:19.44 BV:2.25 | 10%1B:5 :-607
D: 7.00 ⇑ 3.40% 6.77 | 7.00 ⇑ 3.86% | 7.17 | 6.80 # 16880550 #
C: 7.00 ⇑ 0.00% 7.00 | 7.01 ⇑ 3.70% | 7.17 | 6.80 # 4119250 #
ICB AMCL1stMF-A 100/50 E:37.98 P:15.27 BV:170.99 | 50% :-610
D: 580.0 ⇑ 3.11% 562.5 | 580.00 ⇑ 3.09% | 600.0 | 570.0 # 6350 #
ICB A. IslamicMF-A 100/50 E:26.60 P:13.18 BV:142.70 | 35% :-610
D: 350.5 ⇑ 2.26% 342.8 | 350.00 ⇑ 2.11% | 369.0 | 335.0 # 10300 #
Grameen M F 1-A 10/500 E:3.45 P:22.84 BV:34.65 | 71% :-609
D: 78.80 ⇑ 6.49% 74.00 | 78.81 ⇑ 7.81% | 82.00 | 73.70 # 397500 #
C: 78.70 ⇑ 4.93% 75.00 | 78.70 ⇑ 5.50% | 81.00 | 75.00 # 28500 #
ICB A. 1st NRB -A 100/50 E:25.44 P:15.00 BV:112.76 | 35% :-610
D: 381.5 ⇑ 2.07% 373.8 | 381.85 ⇑ 2.12% | 390.0 | 370.0 # 12350 #
C: 395.0 ⇑ 8.82% 363.0 | 394.50 ⇑ 8.68% | 394.5 | 394.5 # 50 #

ICB A. 2nd NRB -A 100/50 E:14.15 P:12.47 BV:100.00 | 22.0% :-610
D: 176.5 ⇑ 6.33% 166.0 | 175.58 ⇑ 6.04% | 179.8 | 168.0 # 168250 #
C: 177.0 ⇑ 7.93% 164.0 | 176.94 ⇑ 7.70% | 179.0 | 170.5 # 1350 #
Grameen1Sch.2 -A 10/500 E:1.20 P:16.83 BV:12.70 | 11.50% :-609
D: 20.20 ⇑ 5.21% 19.20 | 20.28 ⇑ 6.62% | 21.20 | 19.20 # 1801500 #
C: 20.00 ⇑ 5.26% 19.00 | 20.26 ⇑ 7.03% | 21.10 | 19.10 # 247500 #
Prime Fin. 1st MF-A 10/500 E:1.40 P:13.57 BV:10.00 | 12.5% :-609
D: 19.00 ⇑ 8.57% 17.50 | 19.02 ⇑ 8.31% | 20.00 | 17.80 # 1203000 #
C: 19.00 ⇑ 5.56% 18.00 | 18.78 ⇑ 6.89% | 20.00 | 18.00 # 49000 #
EBL 1st MF-A 10/500 E:0.00 P: BV:10.00 | :-
D: 12.50 ⇑ 4.17% 12.00 | 12.53 ⇑ 4.07% | 12.80 | 11.90 # 1270500 #
C: 12.00 ⇑ 0.00% 12.00 | 12.45 ⇑ 4.01% | 12.80 | 12.10 # 114500 #
AMCL 2nd MF-A 100/50 E:0.00 P: BV:100.00 | 14% :-610
D: 127.8 ⇑ 4.50% 122.3 | 128.00 ⇑ 4.69% | 129.5 | 123.0 # 60800 #
C: 128.0 ⇑ 5.79% 121.0 | 128.00 ⇑ 6.16% | 128.5 | 122.0 # 1850 #
ICB Emp.PMF-A 10/500 E:0.00 P: BV:10.00 | 11.50% :-610
D: 12.30 ⇑ 2.50% 12.00 | 12.27 ⇑ 2.94% | 12.80 | 11.90 # 1783500 #
C: 12.00 ⇑ 0.00% 12.00 | 12.28 ⇑ 3.19% | 12.60 | 11.90 # 77500 #
Trust Bk 1st MF-A 10/500 E:0.00 P: BV:10.00 | :-
D: 11.30 ⇑ 5.61% 10.70 | 11.30 ⇑ 5.71% | 11.60 | 10.80 # 3641500 #
C: 11.00 ⇑ 0.00% 11.00 | 11.30 ⇑ 4.24% | 11.80 | 10.80 # 712000 #
Prime Bk 1st MF-A 10/500 E:0.00 P: BV:10.00 | 10% :-610
D: 9.60 ⇑ 4.35% 9.20 | 9.58 ⇑ 2.90% | 9.80 | 9.30 # 447000 #
C: 9.40 ⇑ 2.17% 9.20 | 9.42 ⇑ 2.73% | 9.70 | 9.10 # 24000 #
DBH 1st MF-A 10/500 E:0.00 P: BV:10.00 | 7% :-610
D: 11.20 ⇑ 3.70% 10.80 | 11.31 ⇑ 5.11% | 11.80 | 10.90 # 3208000 #
C: 11.00 ⇑ 0.00% 11.00 | 11.31 ⇑ 5.50% | 11.70 | 10.80 # 338500 #
IFIC 1st MF-A 10/500 E:0.00 P: BV:10.00 | :-
D: 10.60 ⇑ 3.92% 10.20 | 10.62 ⇑ 3.91% | 11.10 | 10.30 # 1318500 #
C: 11.00 ⇑ 10.00% 10.00 | 10.46 ⇑ 2.85% | 11.50 | 10.40 # 69500 #
Phoenix Fin. 1st MF-A 10/500 E:0.00 P: BV:10.00 | :-
D: 13.30 ⇓ 6.34% 14.20 | 13.59 ⇓ 4.23% | 14.90 | 13.30 # 368000 #
C: 13.00 ⇓ 7.14% 14.00 | 13.47 ⇓ 2.18% | 14.30 | 13.40 # 21000 #
ICB AMCL3rd NRB MF-A 10/500 E:0.00 P: BV:10.00 | :-
D: 9.10 ⇑ 4.60% 8.70 | 9.14 ⇑ 5.66% | 9.30 | 8.70 # 2038500 #
C: 9.00 ⇑ 0.00% 9.00 | 9.03 ⇑ 5.37% | 9.30 | 8.60 # 331000 #
1st Janata Bank MF-A 10/500 E:0.00 P: BV:0.00 | :-
D: 8.20 ⇑ 1.23% 8.10 | 8.27 ⇑ 1.72% | 8.50 | 8.00 # 1954000 #
C: 8.30 ⇑ 3.75% 8.00 | 8.33 ⇑ 4.26% | 8.60 | 8.10 # 269000 #
Green Delta M.F.-A 10/500 E:0.00 P: BV:0.00 | :-
D: 7.80 ⇑ 8.33% 7.20 | 7.75 ⇑ 7.19% | 8.20 | 7.30 # 1480500 #
C: 8.00 ⇑ 8.11% 7.40 | 7.72 ⇑ 5.90% | 8.10 | 7.30 # 234500 #
Popular Life 1st M.F.-A 10/500 E:0.00 P: BV:0.00 | :-
D: 7.90 ⇑ 8.22% 7.30 | 7.90 ⇑ 8.07% | 8.10 | 7.30 # 3006500 #
C: 8.00 ⇑ 14.29% 7.00 | 7.70 ⇑ 4.76% | 8.10 | 7.30 # 162500 #
IFIL Islamic M.F.1-A 10/500 E:0.00 P: BV:0.00 | :-
D: 7.50 ⇑ 2.74% 7.30 | 7.52 ⇑ 3.16% | 7.80 | 7.20 # 609000 #
C: 8.00 ⇑ 14.29% 7.00 | 7.48 ⇑ 3.31% | 7.80 | 7.30 # 133000 #

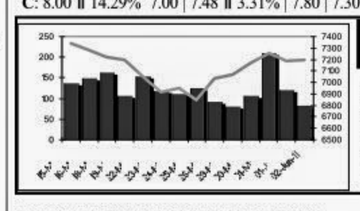

I'VEST
Index: 7195
Chn.: 2.33%
TO (MTk): 599.80
Chn.: 3.14%
EPS: 35.57
PE: 37.69

PHP 1st M. F.-A 10/500 E:0.00 P: BV:0.00 | :-
D: 7.50 ⇑ 1.35% 7.40 | 7.54 ⇑ 2.45% | 7.90 | 7.30 # 1436500 #
C: 8.00 ⇑ 14.29% 7.00 | 7.54 ⇑ 2.17% | 7.90 | 7.40 # 479000 #
AIBL 1st Is. M. F.-A 10/500 E:0.00 P: BV:0.00 | :-
D: 8.20 ⇑ 2.50% 8.00 | 8.20 ⇑ 1.49% | 8.80 | 8.10 # 30500 #
C: 8.00 ⇑ 0.00% 8.00 | 8.30 ⇑ 2.85% | 8.80 | 8.20 # 8500 #
MBL 1st M. F.-A 10/500 E:0.00 P: BV:0.00 | :-
D: 8.90 ⇓ 1.11% 9.00 | 8.90 ⇓ 1.44% | 9.00 | 8.70 # 16500 #
S.B. 1st M. F.-A 10/500 E:0.00 P: BV:0.00 | :-
D: 9.20 ⇑ 4.55% 8.80 | 9.20 ⇑ 3.84% | 9.70 | 8.50 # 35500 #
C: 12.00 ⇓ 14.29% 14.00 | 11.50 ⇓ 30.09% | 14.00 | 10.00 # 5000 #
EBL NRB M.F.-A 10/500 E:0.00 P: BV:0.00 | :-
D: 10.10 ⇑ 1.00% 10.00 | 10.00 ⇓ 0.40% | 10.30 | 10.00 # 20000 #

ENGINEERING

Aftab Auto.-A 10/50 E:15.08 P:16.47 BV:55.51 | 10%, 30%B :-810
D: 248.4 ⇑ 3.37% 240.3 | 247.14 ⇑ 3.68% | 258.0 | 241.7 # 1962837 #
C: 248.0 ⇑ 3.77% 239.0 | 247.19 ⇑ 4.24% | 258.5 | 240.5 # 638807 #
Aziz PipesZ 100/5 E:7.18 P:52.12 BV:-383.45 | No Div. :-1210
D: 374.3 ⇓ 0.40% 375.8 | 374.92 ⇑ 1.89% | 397.5 | 371.3 # 15965 #
C: 388.0 ⇑ 1.57% 382.0 | 386.25 ⇑ 1.06% | 400.0 | 380.0 # 440 #
Olympic Ind. -A 100/50 E:54.89 P:34.64 BV:144.42 | 10%, 50%B :-610
D: 1901 ⇑ 4.68% 1816 | 1900 ⇑ 6.43% | 1980 | 1841 # 79675 #
C: 1885 ⇑ 3.63% 1819 | 1902 ⇑ 6.84% | 1979 | 1840 # 2600 #
Bangladesh Lamps -A 100/5 E:85.67 P:19.75 BV:1519.82 | 35% :-1210
D: 1692 ⇓ 0.24% 1696 | 1697 ⇑ 1.08% | 1794 | 1681 # 6441 #
C: 1780 ⇓ 6.27% 1899 | 1780 ⇓ 6.27% | 1800 | 1702 # 40 #
Eastern Cables-B 100/10 E:6.82 P:98.42 BV:392.58 | 10% :-1210
D: 671.3 ⇓ 0.33% 673.5 | 667.03 ⇑ 0.74% | 707.0 | 657.0 # 13000 #
C: 667.0 ⇑ 0.45% 664.0 | 665.78 ⇑ 1.13% | 686.0 | 662.0 # 1720 #
Monno Jutex -A 100/5 E:7.50 P:325.0 BV:1613.33 | 20%B :-610
D: 2437 ⇑ 2.66% 2374 | 2436 ⇑ 2.62% | 2563 | 2402 # 539 #
Monno Stafllers -A 100/5 E:39.09 P:68.32 BV:396.50 | 15% :-1210
D: 2671 ⇑ 1.07% 2643 | 2667 ⇑ 0.91% | 2839 | 2630 # 510 #
Singer BD -A 100/5 E:87.29 P:31.85 BV:799.77 | 600%, 75%B :-1210
D: 2780 ⇑ 4.96% 2649 | 2778 ⇑ 5.84% | 2858 | 2680 # 29107 #
C: 2792 ⇑ 5.31% 2651 | 2774 ⇑ 6.07% | 2869 | 2670 # 5088 #
Atlas BD-A 10/50 E:16.19 P:21.58 BV:39.28 | 100%, 1B:3 :-610
D: 349.3 ⇑ 8.18% 322.9 | 347.78 ⇑ 8.29% | 357.0 | 324.0 # 230103 #
BD. Autocars -B 100/5 E:5.37 P:90.32 BV:57.62 | 5%B :-610
D: 485.0 ⇑ 2.11% 475.0 | 483.24 ⇑ 3.25% | 515.0 | 470.3 # 8280 #

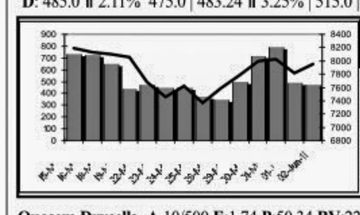

ENGG
Index: 7955
Chn.: 4.75%
TO (MTk): 2953.47
Chn.: 4.88%
EPS: 49.35
PE: 25.74

Quasem Drycells -A 10/500 E:1.74 P:50.34 BV:22.53 | 20%B :-610
D: 87.60 ⇑ 4.16% 84.10 | 87.17 ⇑ 4.10% | 93.70 | 84.30 # 717660 #
C: 89.00 ⇑ 4.71% 85.00 | 88.49 ⇑ 4.06% | 91.70 | 85.50 # 39550 #
Renwick Jajneswar-Z 100/5 E:35.57 P:24.01 BV:-273.62 | 10% :-609
D: 854.0 ⇑ 6.68% 800.5 | 850.00 ⇑ 6.17% | 902.0 | 805.0 # 660 #
National Tubes -A 100/10 E:35.70 P:26.36 BV:297.85 | 25% :-610
D: 941.0 ⇑ 2.34% 919.5 | 941.05 ⇑ 2.53% | 986.0 | 923.0 # 5980 #
BD. Thai Alum -A 100/10 E:19.63 P:33.16 BV:424.80 | 25%B :-1210
D: 651.0 ⇑ 10.01% 591.8 | 647.69 ⇑ 11.36% | 669.8 | 598.0 # 348827 #
C: 650.0 ⇑ 10.17% 590.0 | 649.13 ⇑ 11.90% | 670.0 | 593.3 # 28420 #
Anwar Galvanizing -Z 100/50 E:0.13 P:2856 BV:75.55 | No Div. :-610
D: 371.3 ⇓ 15.67% 440.3 | 369.77 ⇓ 17.76% | 402.8 | 340.0 # 17250 #
C: 355.0 ⇓ 18.53% 435.8 | 355.00 ⇓ 22.13% | 399.0 | 340.0 # 1300 #
Kay & Que (BD) -A 100/50 E:4.53 P:83.22 BV:105.22 | 5%B :-1210
D: 377.0 ⇑ 3.71% 363.5 | 372.38 ⇑ 3.38% | 390.0 | 363.8 # 31902 #
C: 374.0 ⇑ 0.00% 374.0 | 373.13 ⇓ 0.23% | 400.0 | 365.0 # 2550 #
Rangpur Foundry -A 10/500 E:2.23 P:39.69 BV:15.29 | 21% :-1210
D: 88.50 ⇑ 10.35% 80.20 | 87.69 ⇑ 9.22% | 92.00 | 82.10 # 241000 #
C: 88.00 ⇑ 12.82% 78.00 | 88.00 ⇑ 12.24% | 92.20 | 80.00 # 14500 #
S. Alam Steel -A 100/50 E:16.30 P:33.90 BV:201.36 | 5%, 10%B :-910
D: 552.5 ⇑ 7.49% 514.0 | 548.92 ⇑ 7.90% | 573.0 | 516.0 # 313081 #
C: 552.0 ⇑ 7.81% 512.0 | 548.23 ⇑ 7.92% | 570.0 | 516.5 # 43206 #
Golden Son -A 10/500 E:3.22 P:21.37 BV:26.47 | 5%,10%B :-1210
D: 68.80 ⇑ 5.20% 65.40 | 68.64 ⇑ 6.19% | 72.30 | 65.90 # 4389819 #
C: 69.00 ⇑ 6.15% 65.00 | 68.78 ⇑ 6.87% | 72.40 | 65.00 # 224124 #
BSRM Steels-A 100/50 E:48.22 P:29.58 BV:65.59 | 20%B :-1210
D: 1427 ⇑ 4.66% 1363 | 1415 ⇑ 5.42% | 1468 | 1363 # 512006 #
C: 1424 ⇑ 4.78% 1359 | 1417 ⇑ 5.41% | 1465 | 1369 # 44664 #
Navana CNG-A 10/100 E:6.68 P:22