TRADED ISSUES May 31, 2011

Company -Catagory Mark Face Value/Market Lot | EPS | PE | BV | Latest Dividend :- YearEnd
DSE/CSE: Closing ⇓⇑ Change % LastDay | Average |Change ⇓⇑ %| High | Low # Trade Volume (Share)

BANK

AB Bank - A 100/5 E:108.23 P:6.35 BV:375.10 | 10%, 15%B :-1210
D: 687.5 ⇑ 7.13% 641.8 | 677.27 ⇑ 6.03% | 689.8 | 649.0 # 66902 #
C: 688.0 ⇑ 6.50% 646.0 | 678.75 ⇑ 6.19% | 693.8 | 651.8 # 19540 #
City Bank - A 100/5 E:45.65 P:9.96 BV:227.87 | 30%B :-1210
D: 454.5 ⇑ 4.54% 434.8 | 453.64 ⇑ 4.85% | 470.0 | 432.0 # 142049 #
C: 454.0 ⇑ 4.37% 435.0 | 453.30 ⇑ 4.82% | 470.0 | 438.0 # 13040 #
IFIC Bank - A 100/5 E:60.11 P:10.49 BV:208.26 | 27%B :-1210
D: 630.8 ⇑ 7.04% 589.3 | 619.68 ⇑ 6.18% | 633.3 | 593.0 # 40072 #
C: 627.0 ⇑ 5.20% 596.0 | 617.96 ⇑ 4.88% | 640.0 | 594.0 # 2705 #
Islami Bank - A 100/10 E:44.60 P:10.50 BV:234.76 | 35%B :-1210
D: 468.3 ⇑ 1.96% 459.3 | 468.76 ⇑ 2.21% | 480.0 | 460.0 # 98788 #
C: 465.3 ⇑ 1.36% 459.0 | 467.69 ⇑ 1.92% | 480.0 | 460.0 # 11895 #
National Bank - A 10/100 E:7.98 P:7.42 BV:22.21 | 95%B :-1210
D: 59.20 ⇑ 5.15% 56.30 | 58.97 ⇑ 6.19% | 60.70 | 57.10 # 2696797 #
C: 59.00 ⇑ 5.36% 56.00 | 58.73 ⇑ 6.05% | 60.40 | 57.00 # 464457 #

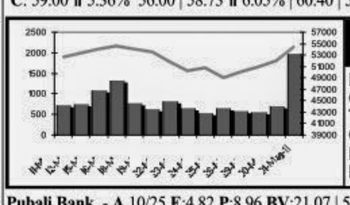

BANK
Index: 54451
Chn.: 4.63%
TO (MTk): 1966.76
Chn.: 178.95%
EPS: 47.85
PE: 8.89

Pubali Bank - A 10/25 E:4.82 P:8.96 BV:21.07 | 5%, 35%B :-1210
D: 43.20 ⇑ 8.27% 39.90 | 42.76 ⇑ 8.14% | 43.80 | 40.50 # 828696 #
C: 43.00 ⇑ 7.50% 40.00 | 42.65 ⇑ 8.19% | 45.00 | 40.00 # 208172 #
Rupali Bank - Z 100/10 E:43.65 P:34.36 BV:1029.20 | 10%B :-1210
D: 1500 ⇑ 2.86% 1458 | 1500 ⇑ 2.87% | 1520 | 1460 # 5300 #
C: 1450 ⇑ 3.57% 1400 | 1473 ⇑ 5.22% | 1488 | 1450 # 180 #
UCBL - A 10/50 E:6.00 P:7.25 BV:10.74 | 25%B :-1210
D: 43.50 ⇑ 9.57% 39.70 | 42.82 ⇑ 8.16% | 43.60 | 39.70 # 3252301 #
C: 43.00 ⇑ 7.50% 40.00 | 42.86 ⇑ 8.04% | 43.80 | 39.90 # 1234500 #
Uttara Bank - A 10/25 E:5.40 P:12.02 BV:28.28 | 20%, 20%B :-1210
D: 64.90 ⇑ 8.17% 60.00 | 64.06 ⇑ 8.10% | 66.00 | 60.50 # 793950 #
C: 64.00 ⇑ 6.67% 60.00 | 64.29 ⇑ 8.43% | 66.10 | 61.20 # 98350 #
ICB Is. Bank-Z 10/500 E:-2.04 P:-5.74 BV:-8.73 | No Div. :-1210
D: 11.70 ⇑ 3.54% 11.30 | 11.98 ⇑ 7.06% | 12.30 | 11.50 # 522000 #
Eastern Bank - A 10/200 E:5.54 P:9.80 BV:26.74 | 55%B :-1210
D: 54.30 ⇑ 5.03% 51.70 | 55.10 ⇑ 6.51% | 56.30 | 52.40 # 1031208 #
C: 54.00 ⇑ 3.85% 52.00 | 54.56 ⇑ 4.42% | 56.00 | 52.20 # 71500 #
Al Arafa Islami B-A 10/250 E:3.21 P:9.97 BV:13.03 | 26%B :-1210
D: 32.00 ⇑ 7.02% 29.90 | 31.74 ⇑ 7.45% | 32.80 | 30.30 # 1144115 #
C: 32.00 ⇑ 6.67% 30.00 | 32.31 ⇑ 8.82% | 32.70 | 29.90 # 3059000 #
Prime Bank-A 10/250 E:5.69 P:7.14 BV:29.03 | 35%B, 5% :-1210
D: 40.60 ⇑ 4.91% 38.70 | 40.56 ⇑ 5.85% | 42.50 | 38.00 # 1919650 #
C: 40.00 ⇑ 2.56% 39.00 | 40.58 ⇑ 6.37% | 42.30 | 39.00 # 99087 #
Southeast Bank-A 100/50 E:37.67 P:7.83 BV:197.82 | 20%B,10% :-1210
D: 295.0 ⇑ 4.52% 282.3 | 293.99 ⇑ 5.10% | 306.0 | 284.0 # 270260 #
C: 294.0 ⇑ 4.16% 282.3 | 294.84 ⇑ 5.26% | 305.0 | 283.0 # 43192 #
Dhaka Bank -A 10/100 E:4.67 P:8.87 BV:18.33 | 35%B :-1210
D: 41.40 ⇑ 6.43% 38.90 | 40.69 ⇑ 5.52% | 42.10 | 39.70 # 887528 #
C: 40.40 ⇑ 3.59% 39.00 | 40.65 ⇑ 6.55% | 42.00 | 39.60 # 72185 #
N C C Bank -A 10/250 E:4.04 P:7.92 BV:15.75 | 32%B :-1210
D: 32.00 ⇑ 7.38% 29.80 | 31.81 ⇑ 7.94% | 32.70 | 30.00 # 1594654 #
C: 32.00 ⇑ 6.67% 30.00 | 31.67 ⇑ 7.50% | 32.60 | 29.90 # 446544 #
Social Invest. B-A 10/250 E:1.89 P:11.80 BV:12.32 | 14%B :-1210
D: 22.30 ⇑ 8.78% 20.50 | 21.83 ⇑ 7.06% | 22.50 | 20.10 # 4756316 #
C: 22.00 ⇑ 4.76% 21.00 | 21.68 ⇑ 6.22% | 22.70 | 20.60 # 996295 #
Dutch Ban. Bnk- A 100/50 E:100.12 P:13.49 BV:350.05 | 30% :-1210
D: 1351 ⇑ 4.16% 1297 | 1343 ⇑ 3.89% | 1377 | 1311 # 20156 #
C: 1341 ⇑ 1.98% 1315 | 1341 ⇑ 4.23% | 1355 | 1329 # 200 #
MutualTrust Bank-A 100/50 E:38.86 P:9.23 BV:172.16 | 20%B :-1210
D: 358.5 ⇑ 2.94% 348.3 | 361.00 ⇑ 4.31% | 370.0 | 346.0 # 63695 #
C: 353.3 ⇑ 2.61% 344.3 | 360.88 ⇑ 4.67% | 374.0 | 350.0 # 4762 #
Standard Bank -A 100/50 E:33.71 P:8.81 BV:138.50 | 28%B :-1210
D: 297.0 ⇑ 4.03% 285.5 | 297.95 ⇑ 4.93% | 305.0 | 286.3 # 122120 #
C: 298.3 ⇑ 4.28% 286.0 | 296.89 ⇑ 4.65% | 304.5 | 287.0 # 27564 #
One Bank -A 100/50 E:59.19 P:7.09 BV:152.55 | 55%B :-1210
D: 419.8 ⇑ 8.11% 388.3 | 412.38 ⇑ 6.92% | 422.0 | 392.8 # 201441 #
C: 410.0 ⇑ 5.13% 390.0 | 408.59 ⇑ 5.85% | 423.0 | 392.0 # 25200 #
Bank Asia -A 100/50 E:45.90 P:9.57 BV:167.94 | 40%B :-1210
D: 439.3 ⇑ 2.39% 429.0 | 441.71 ⇑ 3.90% | 452.0 | 429.3 # 43988 #
C: 437.0 ⇑ 3.80% 421.0 | 438.42 ⇑ 4.32% | 445.0 | 430.0 # 1120 #
Mercantile Bank -A 100/50 E:33.64 P:8.70 BV:169.61 | 22%B :-1210
D: 292.8 ⇑ 3.26% 283.5 | 295.15 ⇑ 4.42% | 305.0 | 286.0 # 279328 #
C: 293.0 ⇑ 3.35% 283.5 | 297.14 ⇑ 5.41% | 305.0 | 284.0 # 19843 #
EXIM Bank-A 10/100 E:3.95 P:7.87 BV:13.50 | 35%B :-1210
D: 31.10 ⇑ 6.87% 29.10 | 30.94 ⇑ 7.65% | 31.90 | 29.70 # 1355639 #
C: 31.00 ⇑ 6.90% 29.00 | 31.09 ⇑ 7.13% | 32.20 | 29.70 # 210263 #
Jamuna Bank -A 10/250 E:2.94 P:10.78 BV:23.56 | 22%B :-1210
D: 31.70 ⇑ 6.73% 29.70 | 31.37 ⇑ 6.92% | 32.60 | 30.00 # 1964802 #
C: 30.90 ⇑ 3.00% 30.00 | 31.26 ⇑ 6.80% | 32.40 | 29.80 # 200889 #
Brac Bank -A 100/50 E:56.81 P:7.67 BV:291.14 | 10%,20%B :-1210
D: 435.5 ⇑ 2.53% 424.8 | 438.55 ⇑ 4.05% | 450.0 | 425.5 # 97862 #
C: 435.0 ⇑ 2.11% 426.0 | 436.86 ⇑ 3.17% | 447.0 | 430.0 # 10160 #
Shahjalal Islami -A 10/50 E:4.65 P:7.87 BV:15.15 | 30%B :-1210
D: 36.60 ⇑ 5.48% 34.70 | 36.49 ⇑ 6.48% | 38.00 | 34.80 # 2016897 #
C: 37.00 ⇑ 5.71% 35.00 | 36.48 ⇑ 6.51% | 38.20 | 34.80 # 312507 #
Premier Bank -N 10/250 E:4.64 P:6.72 BV:15.65 | 31%B :-1210
D: 31.20 ⇑ 6.48% 29.30 | 31.26 ⇑ 6.84% | 32.10 | 29.70 # 1239797 #
C: 31.10 ⇑ 3.67% 30.00 | 31.17 ⇑ 6.42% | 32.40 | 29.50 # 286984 #
Trust Bank-A 100/50 E:47.90 P:8.48 BV:188.84 | 20%B :-1210
D: 406.3 ⇑ 6.14% 382.8 | 402.82 ⇑ 5.91% | 416.0 | 383.0 # 67388 #
C: 405.0 ⇑ 2.02% 397.0 | 401.24 ⇑ 2.45% | 410.0 | 399.5 # 2900 #
First Secu. Bk-A 10/100 E:2.08 P:11.25 BV:11.44 | 12%B :-1210
D: 23.40 ⇓ 2.50% 24.00 | 23.33 ⇓ 3.11% | 23.50 | 22.00 # 1374195 #
C: 23.00 ⇓ 4.17% 24.00 | 23.22 ⇓ 2.89% | 23.40 | 22.00 # 457940 #

NON BANKING F I

IDLC Fin. -A 100/20 E:81.37 P:25.30 BV:244.24 | 35%,65%B :-1210
D: 2059 ⇑ 2.89% 2001 | 2066 ⇑ 3.24% | 2101 | 2015 # 17571 #
C: 2048 ⇑ 1.79% 2012 | 2059 ⇑ 2.66% | 2110 | 2011 # 1569 #
United Leasing - A 100/20 E:40.94 P:20.19 BV:171.14 | 7.5%,75%B :-1210
D: 826.5 ⇑ 4.29% 792.5 | 828.34 ⇑ 5.18% | 840.0 | 800.0 # 23924 #
Uttara Finance -A 10/50 E:16.02 P:10.17 BV:62.68 | 40%B :-1210
D: 163.0 ⇑ 2.52% 159.0 | 164.09 ⇑ 5.44% | 168.0 | 160.8 # 140450 #
C: 160.0 ⇑ 0.63% 159.0 | 163.00 ⇑ 6.79% | 166.0 | 156.0 # 9900 #
Midas Financing-A 100/50 E:12.89 P:83.30 BV:90.48 | 35%B :-610
D: 1074 ⇑ 6.10% 1012 | 1071 ⇑ 7.64% | 1075 | 1051 # 15850 #
C: 1052 ⇑ 6.26% 990.0 | 1052 ⇑ 6.28% | 1053 | 1050 # 350 #
First LeaseA 100/50 E:27.56 P:34.20 BV:157.60 | 25%B :-1210
D: 942.5 ⇑ 6.35% 886.3 | 923.35 ⇑ 4.86% | 948.5 | 900.0 # 157617 #
C: 931.3 ⇑ 3.67% 898.3 | 927.57 ⇑ 5.48% | 940.0 | 914.0 # 3586 #
People`sLeas.-A 10/100 E:5.41 P:21.76 BV:17.69 | 75%B :-1210
D: 117.7 ⇑ 1.47% 116.0 | 119.31 ⇑ 3.92% | 121.8 | 117.0 # 1216901 #
C: 118.0 ⇑ 1.72% 116.0 | 119.57 ⇑ 3.90% | 122.0 | 117.0 # 215341 #
Prime Finance-A 10/50 E:10.63 P:13.84 BV:21.47 | 80%B :-1210
D: 147.1 ⇑ 0.62% 146.2 | 149.55 ⇑ 3.92% | 152.7 | 145.0 # 323754 #
C: 147.0 ⇑ 0.68% 146.0 | 149.23 ⇑ 3.26% | 152.0 | 146.0 # 24930 #
Premier Leasing-A 100/50 E:26.28 P:28.28 BV:125.84 | 26%B :-1210
D: 743.3 ⇑ 4.43% 711.8 | 742.63 ⇑ 5.45% | 759.0 | 725.5 # 69859 #
C: 733.0 ⇑ 2.52% 715.0 | 745.30 ⇑ 5.75% | 751.0 | 726.3 # 6350 #

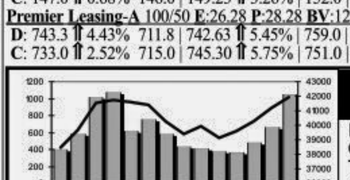

NBFI
Index: 41916
Chn.: 1.77%
TO (MTk): 1051.16
Chn.: 57.87%
EPS: 48.72
PE: 23.54

Islamic Finance-A 100/50 E:18.03 P:25.94 BV:134.99 | 16%B :-1210
D: 467.8 ⇑ 6.31% 440.0 | 465.05 ⇑ 8.13% | 477.0 | 443.0 # 69700 #
C: 462.5 ⇑ 4.40% 443.0 | 463.51 ⇑ 6.60% | 478.0 | 450.0 # 4550 #
LankaBangla Fin. -A 10/500 E:4.21 P:42.57 BV:21.50 | 55%B :-1210
D: 179.2 ⇑ 2.52% 174.8 | 179.75 ⇑ 3.99% | 182.9 | 177.0 # 473863 #
C: 179.0 ⇑ 2.64% 174.4 | 180.23 ⇑ 4.53% | 182.0 | 177.0 # 54050 #
B I F C -A 100/50 E:37.26 P:16.00 BV:137.21 | 25%B :-1210
D: 596.0 ⇑ 2.67% 580.5 | 603.93 ⇑ 4.57% | 618.0 | 590.0 # 30646 #
C: 590.0 ⇑ 1.37% 582.0 | 606.60 ⇑ 4.82% | 619.8 | 589.0 # 2675 #
I P D C -A 100/50 E:14.01 P:29.01 BV:208.63 | 10%B :-1209
D: 406.5 ⇑ 3.37% 393.3 | 406.97 ⇑ 4.06% | 417.8 | 398.0 # 22014 #
C: 407.3 ⇑ 3.63% 393.0 | 405.91 ⇑ 4.26% | 415.5 | 391.0 # 6050 #
Union Capital -A 10/500 E:7.17 P:12.98 BV:12.78 | 75%B :-1210
D: 93.10 ⇑ 0.22% 92.90 | 94.70 ⇑ 3.79% | 96.70 | 92.10 # 638750 #
C: 94.00 ⇑ 1.08% 93.00 | 95.46 ⇑ 4.64% | 97.40 | 93.00 # 113075 #
BD Finance-A 10/100 E:4.58 P:20.44 BV:17.35 | 22%B :-1210
D: 93.60 ⇑ 3.43% 90.50 | 94.22 ⇑ 5.60% | 95.60 | 91.40 # 162064 #
C: 93.00 ⇑ 3.33% 90.00 | 93.61 ⇑ 4.92% | 95.40 | 91.70 # 57400 #
Intl. Leasing-A 100/50 E:29.29 P:38.97 BV:129.28 | 60%B :-1210
D: 1142 ⇑ 6.24% 1075 | 1141 ⇑ 7.94% | 1142 | 1140 # 16780 #
C: 1159 ⇑ 6.23% 1091 | 1158 ⇑ 6.65% | 1160 | 1130 # 3820 #
Phoenix Fin.-A 100/50 E:33.78 P:27.32 BV:226.76 | 35%B :-1210
D: 922.8 ⇑ 4.15% 886.0 | 924.48 ⇑ 6.45% | 947.5 | 898.0 # 48924 #
C: 912.0 ⇑ 2.62% 888.8 | 928.04 ⇑ 5.87% | 950.0 | 910.0 # 1150 #
FAS Fin. & Inv. Ltd-A 100/50 E:17.26 P:28.52 BV:186.27 | 15%B :-1210
D: 492.3 ⇑ 3.91% 473.8 | 504.25 ⇑ 7.86% | 511.3 | 483.0 # 22100 #
C: 503.0 ⇑ 4.36% 482.0 | 506.09 ⇑ 5.12% | 519.0 | 501.0 # 2600 #
Delta Brac HFCL-N 100/50 E:59.20 P:35.76 BV:238.40 | 10%, 25%B :-610
D: 2117 ⇑ 4.67% 2023 | 2104 ⇑ 3.99% | 2124 | 2032 # 31785 #
C: 2138 ⇑ 4.29% 2050 | 2138 ⇑ 6.11% | 2150 | 2100 # 300 #
National H Fin.-N 100/50 E:31.16 P:32.85 BV:155.71 | 10%,10%B :-1210
D: 1024 ⇑ 3.46% 989.5 | 1029 ⇑ 7.11% | 1049 | 983.0 # 43850 #
C: 1026 ⇑ 4.48% 982.0 | 1025 ⇑ 6.08% | 1045 | 1010 # 850 #
Bay Leasing -A 100/50 E:72.26 P:15.98 BV:256.13 | 10%,50%B :-1210
D: 1155 ⇑ 3.89% 1112 | 1157 ⇑ 4.54% | 1181 | 1127 # 57350 #
C: 1153 ⇑ 4.06% 1108 | 1152 ⇑ 4.56% | 1175 | 1120 # 5350 #

INVESTMENT

ICB -A 100/50 E:68.18 P:52.51 BV:230.00 | 15%, 25%B :-610
D: 3580 ⇑ 1.23% 3537 | 3580 ⇑ 1.26% | 3600 | 3547 # 925 #
1st ICB M F -A 100/5 E:385.24 P:27.09 BV:3217.58 | 400% :-610
D: 10435 ⇑ 0.02% 10433 | 10435 ⇑ 0.02% | 10435 | 10435 # 5 #
3rd ICB M F-A 100/5 E:121.40 P:21.10 BV:415.05 | 140% :-609
D: 2562 ⇑ 0.08% 2560 | 2562 ⇑ 0.08% | 2562 | 2562 # 85 #
4th ICB M F-A 100/10 E:114.28 P:20.65 BV:586.36 | 125% :-609
D: 2360 ⇑ 0.16% 2356 | 2360 ⇑ 0.16% | 2360 | 2360 # 500 #
5th ICB M F-A 100/10 E:78.56 P:21.67 BV:508.06 | 100% :-609
D: 1702 ⇑ 0.06% 1701 | 1705 ⇑ 0.18% | 1738 | 1687 # 220 #
6th ICB M F-A 100/10 E:50.00 P:13.13 BV:196.03 | 75% :-609
D: 656.3 ⇑ 1.00% 649.8 | 657.53 ⇑ 1.07% | 667.0 | 652.5 # 730 #
C: 640.0 ⇑ 0.63% 636.0 | 640.00 ⇑ 0.63% | 640.0 | 640.0 # 10 #
7th ICB M F-A 100/50 E:50.00 P:25.30 BV:271.70 | 70% :-609
D: 1265 ⇑ 0.20% 1263 | 1265 ⇑ 0.19% | 1265 | 1265 # 400 #
8th ICB M F-A 100/50 E:42.85 P:15.64 BV:215.35 | 65% :-609
D: 670.3 ⇓ 2.93% 690.5 | 674.82 ⇓ 2.27% | 708.0 | 670.0 # 3159 #
1st BSRS M F-A 100/50 E:18.87 P:75.68 BV:139.55 | 15% :-609
D: 1428 ⇑ 3.55% 1379 | 1431 ⇑ 3.66% | 1450 | 1392 # 6262 #
AIMS First -A 1/2500 E:0.36 P:19.67 BV:2.25 | 10%1B:5 :-607
D: 7.08 ⇑ 2.02% 6.94 | 7.10 ⇑ 2.60% | 7.17 | 6.95 # 6049000 #
C: 7.00 ⇑ 0.00% 7.00 | 7.10 ⇑ 2.45% | 7.17 | 6.99 # 1160000 #
ICB AMCL1stMF-A 100/50 E:37.98 P:15.63 BV:170.99 | 50% :-610
D: 593.8 ⇑ 1.63% 584.3 | 595.56 ⇑ 2.18% | 600.0 | 583.5 # 4050 #
ICB A. IslamicMF-A 100/50 E:26.60 P:13.62 BV:142.70 | 35% :-610
D: 362.3 ⇑ 5.38% 343.8 | 363.43 ⇑ 5.68% | 369.0 | 345.0 # 3500 #
Grameen M F 1-A 10/500 E:3.45 P:23.30 BV:34.65 | 71% :-609
D: 80.40 ⇑ 3.47% 77.70 | 80.23 ⇑ 4.75% | 82.00 | 77.50 # 207000 #
C: 80.00 ⇑ 3.90% 77.00 | 80.18 ⇑ 4.27% | 81.00 | 78.00 # 13000 #

ICB A. 1st NRB -A 100/50 E:25.44 P:15.18 BV:112.76 | 35% :-610
D: 386.3 ⇑ 0.26% 385.3 | 387.19 ⇑ 0.46% | 389.0 | 382.3 # 3200 #
C: 395.0 ⇑ 8.82% 363.0 | 394.50 ⇑ 8.96% | 394.5 | 394.5 # 50 #
ICB A. 2nd NRB -A 100/50 E:14.15 P:12.49 BV:100.00 | 22.0% :-610
D: 176.8 ⇑ 2.32% 172.8 | 176.64 ⇑ 2.95% | 179.8 | 172.5 # 37500 #
C: 177.0 ⇑ 3.51% 171.0 | 176.94 ⇑ 3.59% | 179.0 | 175.8 # 850 #
Grameen1:Sch 2 -A 10/500 E:1.20 P:17.08 BV:12.70 | 11.50% :-609
D: 20.50 ⇑ 4.06% 19.70 | 20.73 ⇑ 5.28% | 21.20 | 19.80 # 715500 #
C: 21.00 ⇑ 6.06% 19.80 | 20.67 ⇑ 5.08% | 21.10 | 19.70 # 89500 #
Prime Fin. 1st MF-A 10/500 E:1.40 P:13.79 BV:10.00 | 12.5% :-609
D: 19.30 ⇑ 3.21% 18.70 | 19.67 ⇑ 6.15% | 20.00 | 19.00 # 547500 #
C: 20.00 ⇑ 11.11% 18.00 | 19.63 ⇑ 6.98% | 20.00 | 19.40 # 22000 #
EBL 1st MF-A 10/500 E:0.00 P: BV:10.00 | :-
D: 12.50 ⇑ 0.00% 12.50 | 12.66 ⇑ 1.44% | 12.80 | 12.40 # 478500 #
C: 13.00 ⇑ 0.00% 13.00 | 12.62 ⇑ 1.69% | 12.80 | 12.50 # 49500 #
AMCL 2nd MF-A 100/50 E:0.00 P: BV:100.00 | 14% :-610
D: 127.0 ⇓ 0.59% 126.3 | 128.14 ⇑ 1.50% | 129.5 | 126.5 # 16100 #
C: 126.0 ⇓ 0.20% 126.3 | 127.31 ⇑ 1.34% | 128.5 | 126.3 # 200 #
ICB Emp.PMF-A 10/500 E:0.00 P: BV:10.00 | 11.50% :-610
D: 12.30 ⇑ 0.82% 12.20 | 12.55 ⇑ 2.37% | 12.80 | 12.10 # 677500 #
C: 13.00 ⇑ 8.33% 12.00 | 12.49 ⇑ 2.46% | 12.60 | 12.20 # 20500 #
Trust Bk 1st MF-A 10/500 E:0.00 P: BV:10.00 | :-
D: 11.30 ⇑ 0.89% 11.20 | 11.42 ⇑ 2.79% | 11.60 | 11.30 # 1261000 #
C: 11.00 ⇑ 0.00% 11.00 | 11.54 ⇑ 2.12% | 11.80 | 11.30 # 327500 #
Prime Bk 1st MF-A 10/500 E:0.00 P: BV:10.00 | 10% :-610
D: 9.50 ⇑ 1.06% 9.40 | 9.63 ⇑ 2.45% | 9.80 | 9.40 # 73500 #
C: 9.00 ⇑ 0.00% 9.00 | 9.52 ⇑ 1.82% | 9.60 | 9.40 # 9000 #
DBH 1st MF-A 10/500 E:0.00 P: BV:10.00 | 7% :-610
D: 11.40 ⇑ 1.79% 11.20 | 11.58 ⇑ 3.58% | 11.80 | 11.10 # 818000 #
C: 12.00 ⇑ 7.14% 11.20 | 11.55 ⇑ 3.87% | 11.70 | 11.10 # 102000 #
IFIC 1st MF-A 10/500 E:0.00 P: BV:10.00 | :-
D: 10.90 ⇑ 1.87% 10.70 | 10.94 ⇑ 3.21% | 11.10 | 10.70 # 197000 #
C: 11.00 ⇑ 0.00% 11.00 | 10.97 ⇑ 3.59% | 11.20 | 10.70 # 17500 #
Phoenix Fin. 1st MF-A 10/500 E:0.00 P: BV:10.00 | :-
D: 14.10 ⇑ 0.00% 14.10 | 14.17 ⇓ 0.91% | 14.40 | 14.10 # 47000 #
C: 14.00 ⇑ 0.00% 14.00 | 13.94 ⇑ 0.07% | 14.00 | 13.70 # 2500 #

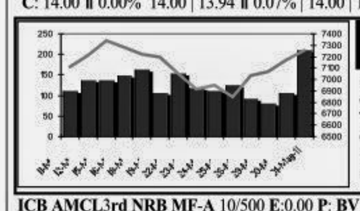

I'VEST
Index: 7258
Chn.: 1.24%
TO (MTk): 209.54
Chn.: 98.36%
EPS: 35.57
PE: 37.72

ICB AMCL3rd NRB MF-A 10/500 E:0.00 P: BV:10.00 | :-
D: 9.00 ⇑ 1.12% 8.90 | 9.18 ⇑ 3.49% | 9.30 | 8.90 # 504500 #
C: 9.00 ⇑ 0.00% 9.00 | 9.17 ⇑ 4.44% | 9.30 | 9.00 # 81000 #
1st Janata Bank MF-A 10/500 E:0.00 P: BV:0.00 | :-
D: 8.40 ⇑ 2.44% 8.20 | 8.38 ⇑ 1.70% | 8.50 | 8.00 # 603500 #
C: 8.30 ⇑ 3.75% 8.00 | 8.42 ⇑ 2.43% | 8.60 | 8.30 # 113500 #
Green Delta M.F.-A 10/500 E:0.00 P: BV:0.00 | :-
D: 7.80 ⇑ 4.00% 7.50 | 7.96 ⇑ 5.29% | 8.20 | 7.60 # 581500 #
C: 8.00 ⇑ 0.00% 8.00 | 7.97 ⇑ 4.73% | 8.10 | 7.80 # 93000 #
Popular Life 1st M.F.-A 10/500 E:0.00 P: BV:0.00 | :-
D: 7.80 ⇑ 1.30% 7.70 | 7.92 ⇑ 3.13% | 8.10 | 7.70 # 1181000 #
C: 7.80 ⇓ 2.50% 8.00 | 7.93 ⇑ 3.93% | 8.10 | 7.70 # 88000 #
IFIL Islamic M.F.1-A 10/500 E:0.00 P: BV:0.00 | :-
D: 7.50 ⇑ 1.35% 7.40 | 7.71 ⇑ 4.05% | 7.80 | 7.40 # 181500 #
C: 8.00 ⇑ 0.00% 8.00 | 7.65 ⇑ 3.38% | 7.80 | 7.40 # 52500 #
PHP 1st M. F.-A 10/500 E:0.00 P: BV:0.00 | :-
D: 7.70 ⇑ 2.67% 7.50 | 7.77 ⇑ 4.30% | 7.90 | 7.60 # 421000 #
C: 7.70 ⇓ 3.75% 8.00 | 7.79 ⇑ 3.18% | 7.90 | 7.60 # 194500 #
AIBL 1st Is. M. F.-A 10/500 E:0.00 P: BV:0.00 | :-
D: 8.60 ⇑ 3.61% 8.30 | 8.67 ⇑ 4.46% | 8.80 | 8.50 # 15000 #
C: 9.00 ⇑ 12.50% 8.00 | 8.60 ⇑ 2.38% | 8.80 | 8.40 # 4000 #
S.B. 1st M. F.-A 10/500 E:0.00 P: BV:0.00 | :-
D: 9.30 ⇑ 3.33% 9.00 | 9.33 ⇑ 2.75% | 9.70 | 9.10 # 10500 #
EBL NRB M.F.-A 10/500 E:0.00 P: BV:0.00 | :-
D: 10.00 ⇓ 1.96% 10.20 | 10.00 ⇓ 2.34% | 10.10 | 10.00 # 3000 #

ENGINEERING

Aftab Auto.-A 10/50 E:15.08 P:16.67 BV:55.51 | 10%, 30%B :-810
D: 251.4 ⇑ 0.80% 249.4 | 254.06 ⇑ 3.18% | 258.0 | 249.5 # 478905 #
C: 252.0 ⇑ 1.20% 249.0 | 254.45 ⇑ 3.26% | 258.5 | 250.0 # 140647 #
Aziz PipesZ 100/5 E:7.18 P:53.52 BV:-383.45 | No Div. :-1210
D: 384.3 ⇑ 0.79% 381.3 | 387.99 ⇑ 1.88% | 397.5 | 378.5 # 6245 #
C: 390.0 ⇑ 0.78% 387.0 | 395.31 ⇑ 1.98% | 400.0 | 389.0 # 255 #
Olympic Ind. -A 100/50 E:54.89 P:35.28 BV:144.42 | 10%, 50%B :-610
D: 1936 ⇑ 0.60% 1925 | 1952 ⇑ 2.43% | 1980 | 1920 # 19706 #
C: 1932 ⇑ 0.89% 1915 | 1952 ⇑ 2.53% | 1979 | 1932 # 550 #
Bangladesh Lamps -A 100/5 E:85.67 P:20.33 BV:1519.82 | 35% :-1210
D: 1742 ⇑ 0.00% 1742 | 1770 ⇑ 1.67% | 1794 | 1740 # 1175 #
C: 1800 ⇓ 5.21% 1899 | 1800 ⇓ 5.21% | 1800 | 1800 # 20 #
Eastern Cables-B 100/10 E:0.78 P:876.6 BV:156.76 | 5% :-1209
D: 683.8 ⇓ 1.26% 692.5 | 697.28 ⇑ 1.95% | 707.0 | 680.0 # 3670 #
C: 675.0 ⇑ 0.00% 675.0 | 682.33 ⇑ 1.07% | 686.0 | 675.0 # 30 #
Monno Jutex -A 100/5 E:7.50 P:333.1 BV:1613.33 | 20%B :-610
D: 2499 ⇑ 0.12% 2496 | 2514 ⇑ 0.72% | 2563 | 2466 # 185 #
Monno Stafllers -A 100/5 E:39.09 P:71.62 BV:396.50 | 15% :-1210
D: 2800 ⇑ 0.93% 2774 | 2804 ⇑ 1.20% | 2839 | 2702 # 225 #

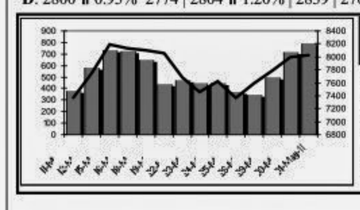

ENGG
Index: 8025
Chn.: 0.42%
TO (MTk): 788.04
Chn.: 10.78%
EPS: 49.15
PE: 26.45

Singer BD -A 100/5 E:87.29 P:32.16 BV:799.77 | 600%, 75%B :-1210
D: 2807 ⇑ 3.15% 2722 | 2821 ⇑ 3.88% | 2858 | 2730 # 10450 #
C: 2804 ⇑ 2.60% 2733 | 2838 ⇑ 3.88% | 2869 | 2732 # 1937 #
Atlas BD-A 10/50 E:16.19 P:21.37 BV:39.28 | 100%, 1B:3 :-610
D: 346.0 ⇑ 0.35% 344.8 | 349.66 ⇑ 2.29% | 354.0 | 339.2 # 47930 #
BD. Autocars -B 100/5 E:5.37 P:92.23 BV:57.62 | 5%B :-610
D: 495.3 ⇑ 1.07% 490.0 | 500.49 ⇑ 2.49% | 515.0 | 491.0 # 3065 #
Quasem Drycells -A 10/500 E:1.74 P:51.61 BV:22.53 | 20%B :-610
D: 89.80 ⇓ 0.22% 90.00 | 91.42 ⇑ 3.70% | 93.70 | 89.10 # 151612 #
C: 90.00 ⇑ 0.00% 90.00 | 90.92 ⇑ 3.45% | 91.70 | 89.00 # 8500 #
Renwick Jajneswar-Z 100/5 E:35.57 P:25.17 BV:-273.62 | 10% :-609
D: 895.3 ⇑ 6.48% 840.8 | 895.00 ⇑ 6.44% | 902.0 | 865.0 # 200 #
National Tubes -A 100/10 E:35.70 P:26.97 BV:297.85 | 25% :-610
D: 963.0 ⇑ 2.86% 936.3 | 966.67 ⇑ 3.49% | 986.0 | 941.3 # 2340 #
BD. Thai Alum -A 100/10 E:19.63 P:33.10 BV:424.80 | 25%B :-1210
D: 649.8 ⇑ 1.21% 642.0 | 658.62 ⇑ 3.14% | 669.8 | 641.0 # 65171 #
C: 660.8 ⇑ 2.92% 642.0 | 662.30 ⇑ 3.58% | 670.0 | 645.0 # 9080 #
Anwar Galvanizing -Z 100/50 E:0.13 P:2825 BV:75.55 | No Div. :-610
D: 367.3 ⇓ 0.34% 368.5 | 374.67 ⇑ 1.80% | 398.0 | 360.0 # 2250 #
C: 369.0 ⇓ 15.32% 435.8 | 369.00 ⇓ 19.06% | 380.0 | 340.0 # 700 #
Kay & Que (BD) -A 100/50 E:4.53 P:82.17 BV:105.22 | 5%B :-1210
D: 372.3 ⇓ 2.04% 380.0 | 382.99 ⇑ 0.73% | 390.0 | 368.3 # 12050 #
C: 376.3 ⇓ 0.73% 379.0 | 384.75 ⇓ 0.36% | 400.0 | 375.0 # 400 #
Rangpur Foundry -A 10/500 E:2.23 P:40.49 BV:15.29 | 21% :-1210
D: 90.30 ⇑ 2.61% 88.00 | 90.64 ⇑ 4.74% | 92.00 | 89.40 # 80000 #
C: 88.00 ⇑ 0.69% 87.40 | 89.18 ⇑ 3.51% | 92.20 | 87.30 # 6500 #
S. Alam Steel -A 100/50 E:16.30 P:33.93 BV:201.36 | 5%, 10%B :-910
D: 553.0 ⇑ 0.00% 553.0 | 562.21 ⇑ 3.69% | 573.0 | 547.8 # 82053 #
C: 552.0 ⇓ 0.36% 554.0 | 561.89 ⇑ 3.78% | 570.0 | 546.0 # 10380 #
Golden Son -A 10/500 E:3.22 P:21.65 BV:26.47 | 5%,10%B :-1210
D: 69.70 ⇓ 1.27% 70.60 | 70.68 ⇑ 2.36% | 72.30 | 68.80 # 1625624 #
C: 70.00 ⇑ 0.00% 70.00 | 70.88 ⇑ 2.58% | 72.40 | 69.00 # 63000 #
BSRM Steels-A 100/50 E:48.22 P:29.48 BV:65.59 | 20%B :-1210
D: 1422 ⇓ 0.44% 1428 | 1444 ⇑ 2.21% | 1468 | 1411 # 130025 #
C: 1432 ⇑ 0.07% 1431 | 1446 ⇑ 2.07% | 1465 | 1430 # 9300 #
Navana CNG-A 10/100 E:6.68 P:22.46 BV:20.24 | 10%, 20%B :-310
D: 150.0 ⇑ 2.39% 146.5 | 151.21 ⇑ 4.18% | 154.8 | 146.5 # 189060 #
C: 149.3 ⇑ 1.56% 147.0 | 150.98 ⇑ 3.34% | 154.0 | 146.7 # 27300 #
Deshbandhu Polymer-N 10/500 E:3.47 P:19.60 BV:13.63 | :-
D: 68.00 ⇓ 0.29% 68.20 | 69.39 ⇑ 3.47% | 70.70 | 67.10 # 469000 #
C: 67.00 ⇓ 1.76% 68.20 | 69.47 ⇑ 3.22% | 70.90 | 66.20 # 79500 #
National Polymer -A 100/10 E:24.27 P