TRADED ISSUES May 23, 2011

Company -Catagory Mark Face Value/Market Lot | EPS | PE | BV | Latest Dividend :- YearEnd
DSE/CSE: Closing ⇓⇑ Change % LastDay | Average |Change ⇓⇑ %| High | Low # Trade Volume (Share)

BANK

AB Bank - A 100/5 E:108.23 P:5.84 BV:375.10 | 10%, 15%B :-1210
D: 632.5⇓3.62% 656.3 | 642.63⇓3.59% | 668.0 | 630.0 # 47014 #
C: 635.0⇓3.50% 658.0 | 644.65⇓3.58% | 669.8 | 632.0 # 18700 #
City Bank - A 100/5 E:45.65 P:9.26 BV:227.87 | 30%B :-1210
D: 422.8⇓2.70% 434.5 | 427.37⇓2.28% | 444.0 | 418.0 # 38032 #
C: 424.0⇓2.64% 435.5 | 428.95⇓2.22% | 440.3 | 420.3 # 4080 #
IFIC Bank - A 100/5 E:60.11 P:9.67 BV:208.26 | 27%B :-1210
D: 581.0⇓27.15% 797.5 | 584.53⇓27.01% | 609.0 | 580.8 # 37567 #
C: 582.0⇓27.16% 799.0 | 587.32⇓27.06% | 613.0 | 581.8 # 1905 #
Islami Bank - A 100/10 E:44.60 P:10.20 BV:234.76 | 35%B :-1210
D: 454.8⇓1.30% 460.8 | 458.62⇓0.97% | 466.0 | 452.3 # 63136 #
C: 452.0⇓1.74% 460.0 | 457.49⇓0.83% | 462.0 | 451.3 # 5662 #
National Bank - A 10/100 E:7.98 P:6.70 BV:22.21 | 95%B :-1210
D: 53.50⇓2.90% 55.10 | 54.40⇓1.95% | 56.30 | 53.10 # 882752 #
C: 53.40⇓2.91% 55.00 | 54.44⇓2.00% | 56.50 | 53.10 # 200160 #

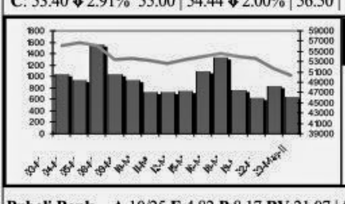

BANK
Index: 50301
Chn.: -2.78%
TO (MTk): 645.97
Chn.: -22.07%
EPS: 47.98
PE: 8.31

Pubali Bank - A 10/25 E:4.82 P:8.17 BV:21.07 | 5%, 35%B :-1210
D: 39.40⇓1.99% 40.20 | 40.03⇓1.55% | 41.40 | 39.00 # 412688 #
C: 39.00⇓2.50% 40.00 | 39.93⇓2.51% | 41.40 | 39.00 # 88290 #
Rupali Bank - Z 100/10 E:43.65 P:31.49 BV:1029.20 | 10%B :-1210
D: 1375⇓1.82% 1400 | 1375⇓1.81% | 1393 | 1350 # 100 #
UCBL - A 10/50 E:6.00 P:6.52 BV:10.74 | 25%B :-1210
D: 39.10⇓2.74% 40.20 | 39.64⇓2.41% | 41.40 | 39.00 # 1317660 #
C: 39.00⇓4.88% 41.00 | 39.84⇓2.83% | 41.40 | 38.80 # 469150 #
Uttara Bank - A 10/25 E:5.40 P:10.59 BV:28.28 | 20%, 20%B :-1210
D: 57.20⇓5.61% 60.60 | 58.71⇓3.64% | 61.50 | 56.40 # 213930 #
C: 57.00⇓5.00% 60.00 | 59.14⇓2.83% | 61.30 | 56.50 # 28975 #
ICB Is. Bank-Z 10/500 E:-2.04 P:-5.34 BV:-8.73 | No Div. :-1210
D: 10.90⇓1.80% 11.10 | 11.06⇓1.25% | 11.40 | 10.90 # 278000 #
Eastern Bank - A 10/200 E:5.54 P:8.97 BV:26.74 | 55%B :-1210
D: 49.70⇓3.12% 51.30 | 50.42⇓1.96% | 52.20 | 49.50 # 126520 #
C: 49.00⇓3.16% 50.60 | 50.03⇓1.96% | 51.40 | 48.00 # 24180 #
Al Arafa Islami B-A 10/250 E:3.21 P:8.91 BV:13.03 | 26%B :-1210
D: 28.60⇓2.39% 29.30 | 28.97⇓2.95% | 30.10 | 28.50 # 567500 #
C: 28.00⇓6.67% 30.00 | 28.83⇓3.13% | 30.00 | 28.10 # 166750 #
Prime Bank-A 10/250 E:5.69 P:6.38 BV:29.03 | 35%B, 5% :-1210
D: 36.30⇓1.89% 37.00 | 36.60⇓1.74% | 37.70 | 36.20 # 326364 #
C: 36.00⇓2.70% 37.00 | 36.20⇓3.05% | 37.00 | 36.00 # 107087 #
Southeast Bank-A 100/50 E:37.67 P:7.28 BV:197.82 | 20%B,10% :-1210
D: 274.3⇓1.97% 279.8 | 277.20⇓1.92% | 286.0 | 274.0 # 120294 #
C: 274.0⇓2.40% 280.8 | 276.29⇓2.27% | 285.0 | 272.0 # 22677 #
Dhaka Bank -A 10/100 E:4.67 P:7.67 BV:18.33 | 35%B :-1210
D: 35.80⇓1.92% 36.50 | 36.11⇓2.14% | 37.00 | 35.50 # 143993 #
C: 35.00⇓5.41% 37.00 | 35.68⇓2.67% | 36.40 | 35.00 # 17145 #
N C C Bank -A 10/250 E:4.04 P:7.18 BV:15.75 | 32%B :-1210
D: 29.00⇓2.03% 29.60 | 29.39⇓2.07% | 30.40 | 28.60 # 509800 #
C: 29.00⇓3.33% 30.00 | 29.37⇓2.13% | 30.50 | 29.00 # 186870 #
Social Invest. B-A 10/250 E:1.89 P:11.06 BV:12.32 | 14%B :-1210
D: 20.90⇓1.88% 21.30 | 21.07⇓1.50% | 21.80 | 20.80 # 476045 #
C: 21.00⇑0.00% 21.00 | 21.01⇓1.55% | 21.70 | 20.50 # 193500 #
Dutch Ban. Bnk- A 100/50 E:100.12 P:12.58 BV:350.05 | 30% :-1210
D: 1260⇓0.57% 1267 | 1266⇓0.41% | 1298 | 1258 # 8446 #
C: 1257⇓0.24% 1260 | 1257⇓1.57% | 1265 | 1246 # 300 #
MutualTrust Bank-A 100/50 E:38.86 P:8.54 BV:172.16 | 20%B :-1210
D: 332.0⇓3.77% 345.0 | 337.36⇓2.32% | 344.5 | 330.0 # 34322 #
C: 338.0⇑0.00% 338.0 | 337.80⇓1.96% | 340.0 | 332.0 # 633 #
Standard Bank -A 100/50 E:33.71 P:8.14 BV:138.50 | 28%B :-1210
D: 274.5⇓1.52% 278.8 | 275.51⇓1.94% | 282.8 | 270.0 # 67450 #
C: 275.0⇓1.79% 280.0 | 275.12⇓2.13% | 285.0 | 272.0 # 13398 #
One Bank -A 100/50 E:59.19 P:6.53 BV:152.55 | 55%B :-1210
D: 386.3⇓4.75% 405.5 | 395.20⇓4.06% | 414.0 | 385.0 # 72397 #
C: 385.0⇓5.17% 406.0 | 395.20⇓4.07% | 415.0 | 382.8 # 12575 #
Bank Asia -A 100/50 E:45.90 P:8.91 BV:167.94 | 40%B :-1210
D: 409.0⇓3.71% 424.8 | 417.11⇓2.30% | 429.0 | 407.0 # 23451 #
C: 395.0⇓5.73% 419.0 | 409.53⇓2.21% | 415.0 | 395.0 # 720 #
Mercantile Bank -A 100/50 E:33.64 P:8.17 BV:169.61 | 22%B :-1210
D: 275.0⇓2.74% 282.8 | 278.96⇓1.87% | 285.0 | 274.0 # 97088 #
C: 275.8⇓2.56% 283.0 | 278.56⇓2.04% | 285.0 | 275.0 # 9640 #
EXIM Bank-A 10/100 E:3.95 P:7.27 BV:13.50 | 35%B :-1210
D: 28.70⇓2.71% 29.50 | 29.29⇓1.71% | 30.00 | 28.50 # 697625 #
C: 28.60⇓4.67% 30.00 | 29.02⇓2.45% | 30.00 | 28.50 # 60100 #
Jamuna Bank -A 10/250 E:2.94 P:9.73 BV:23.56 | 22%B :-1210
D: 28.60⇓1.72% 29.10 | 29.02⇓1.19% | 29.90 | 28.30 # 407037 #
C: 29.00⇑0.00% 29.00 | 28.94⇓1.96% | 29.80 | 23.10 # 59667 #
Brac Bank -A 100/50 E:56.81 P:7.33 BV:291.14 | 10%,20%B :-1210
D: 416.5⇓2.00% 425.0 | 420.53⇓1.56% | 428.0 | 415.0 # 41507 #
C: 413.0⇓2.54% 423.8 | 416.91⇓2.11% | 422.3 | 411.0 # 3550 #
Shahjalal Islami -A 10/50 E:4.65 P:7.12 BV:15.15 | 30%B :-1210
D: 33.10⇓2.07% 33.80 | 33.45⇓2.96% | 35.00 | 32.90 # 665325 #
C: 33.00⇓2.94% 34.00 | 33.48⇓3.79% | 37.00 | 26.10 # 193885 #
Premier Bank -N 10/250 E:4.64 P:6.23 BV:15.65 | 31%B :-1210
D: 28.90⇓2.03% 29.50 | 29.19⇓1.78% | 30.00 | 28.80 # 553480 #
C: 29.00⇑0.00% 29.00 | 29.25⇓1.35% | 30.00 | 28.70 # 92715 #
Trust Bank-A 100/50 E:47.90 P:7.68 BV:188.84 | 20%B :-1210
D: 367.8⇓0.88% 371.0 | 369.69⇓0.98% | 378.0 | 363.0 # 17638 #
C: 361.0⇓3.22% 373.0 | 363.53⇓3.54% | 370.0 | 360.5 # 900 #
First Secu. Bk-A 10/100 E:2.33 P:10.60 BV:12.81 | 12%B :-1210
D: 24.70⇓2.37% 25.30 | 25.10⇓2.03% | 26.10 | 24.60 # 328460 #
C: 24.90⇓4.23% 26.00 | 25.14⇓2.14% | 25.90 | 24.80 # 125210 #

NON BANKING F I

IDLC Fin. -A 100/20 E:81.37 P:24.12 BV:244.24 | 35%,65%B :-1210
D: 1963⇓1.74% 1998 | 1972⇓1.66% | 2015 | 1960 # 7537 #
C: 1957⇓1.81% 1993 | 1972⇓1.61% | 2000 | 1953 # 552 #
United Leasing - A 100/20 E:40.94 P:18.61 BV:171.14 | 7.5%,75%B :-1210
D: 761.8⇓1.99% 777.3 | 770.78⇓2.51% | 800.0 | 760.0 # 8840 #
Uttara Finance -A 10/50 E:16.02 P:8.93 BV:62.68 | 40%B :-1210
D: 143.1⇓2.92% 147.4 | 146.80⇓2.44% | 151.8 | 142.0 # 46325 #
C: 142.0⇓4.05% 148.0 | 144.81⇓3.04% | 150.0 | 141.2 # 5150 #
Midas Financing-A 100/50 E:12.89 P:70.05 BV:90.48 | 35%B :-610
D: 903.0⇓3.22% 933.0 | 914.64⇓2.92% | 930.5 | 891.8 # 3700 #
First LeaseA 100/50 E:27.56 P:29.16 BV:157.60 | 25%B :-1210
D: 803.8⇓3.68% 834.5 | 826.39⇓2.70% | 859.0 | 791.0 # 36039 #
C: 825.0⇓1.90% 841.0 | 825.21⇓2.47% | 840.5 | 811.3 # 704 #
People`sLeas.-A 10/100 E:5.41 P:20.15 BV:17.69 | 75%B :-1210
D: 109.0⇓2.24% 111.5 | 110.76⇓2.04% | 114.4 | 108.0 # 806253 #
C: 109.2⇓2.50% 112.0 | 110.88⇓2.48% | 114.7 | 108.0 # 111725 #
Prime Finance-A 10/50 E:10.63 P:12.78 BV:21.47 | 80%B :-1210
D: 135.8⇓3.00% 140.0 | 138.21⇓2.70% | 143.5 | 135.0 # 158130 #
C: 136.2⇓2.71% 140.0 | 138.36⇓2.80% | 144.9 | 135.0 # 16920 #
Premier Leasing-A 100/50 E:26.28 P:24.49 BV:125.84 | 26%B :-1210
D: 643.5⇓3.96% 670.0 | 666.96⇓2.74% | 705.0 | 638.8 # 26050 #
C: 652.0⇓2.98% 672.0 | 665.12⇓3.78% | 692.0 | 651.0 # 1350 #

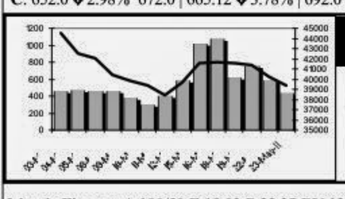

NBFI
Index: 39416
Chn.: -2.04%
TO (MTk): 430.90
Chn.: -25.97%
EPS: 48.72
PE: 21.73

Islamic Finance-A 100/50 E:18.03 P:22.27 BV:134.99 | 16%B :-1210
D: 401.5⇓2.49% 411.8 | 407.71⇓3.00% | 423.0 | 400.0 # 16338 #
C: 404.0⇓2.06% 412.5 | 403.63⇓3.91% | 416.0 | 395.0 # 1150 #
LankaBangla Fin. -A 10/500 E:4.21 P:38.08 BV:21.50 | 55%B :-1210
D: 160.3⇓2.91% 165.1 | 162.76⇓3.49% | 170.8 | 158.3 # 210000 #
C: 160.4⇓4.64% 168.2 | 164.95⇓2.07% | 172.6 | 158.0 # 54750 #
B I F C -A 100/50 E:37.26 P:14.69 BV:137.21 | 25%B :-1210
D: 547.3⇓3.65% 568.0 | 558.73⇓4.18% | 586.0 | 540.0 # 9450 #
C: 550.0⇓4.51% 576.0 | 557.78⇓3.62% | 568.0 | 550.0 # 1150 #
I P D C -A 100/50 E:14.01 P:26.14 BV:208.63 | 10%B :-1209
D: 366.3⇓3.68% 380.3 | 371.06⇓3.10% | 389.0 | 362.5 # 5250 #
C: 362.0⇓4.74% 380.0 | 375.26⇓1.96% | 390.0 | 361.0 # 3500 #
Union Capital -A 10/500 E:7.17 P:11.81 BV:12.78 | 75%B :-1210
D: 84.70⇓1.97% 86.40 | 86.37⇓1.76% | 90.00 | 83.90 # 369045 #
C: 85.00⇓2.30% 87.00 | 87.31⇓2.31% | 90.40 | 83.50 # 88125 #
BD Finance-A 10/100 E:4.58 P:18.41 BV:17.35 | 22%B :-1210
D: 84.30⇓3.21% 87.10 | 86.18⇓2.18% | 90.00 | 84.00 # 68300 #
C: 84.60⇓2.53% 86.80 | 86.14⇓2.89% | 90.00 | 83.50 # 36100 #
Intl. Leasing-A 100/50 E:29.29 P:34.12 BV:129.28 | 60%B :-1210
D: 999.3⇓4.52% 1047 | 1020⇓3.98% | 1071 | 986.0 # 18274 #
C: 1001⇓5.12% 1055 | 1056⇓0.22% | 1115 | 996.0 # 2800 #
Phoenix Fin.-A 100/50 E:33.78 P:23.62 BV:226.76 | 35%B :-1210
D: 797.8⇓2.62% 819.3 | 813.65⇓3.47% | 840.0 | 792.5 # 10450 #
C: 783.0⇓4.63% 821.0 | 801.04⇓5.12% | 827.0 | 783.3 # 1300 #
FAS Fin. & Inv. Ltd-A 100/50 E:17.26 P:24.93 BV:186.27 | 15%B :-1210
D: 430.3⇓4.02% 448.3 | 432.37⇓5.33% | 450.0 | 427.0 # 8400 #
C: 427.0⇓7.58% 462.0 | 432.71⇓4.94% | 446.0 | 425.5 # 300 #
Delta Brac HFCL-N 100/50 E:59.20 P:32.58 BV:238.40 | 10%, 25%B :-610
D: 1929⇓1.51% 1959 | 1943⇓1.56% | 1980 | 1925 # 4400 #
C: 1980⇓1.93% 2019 | 1980⇓1.93% | 1980 | 1980 # 50 #
National H Fin.-N 100/50 E:31.16 P:28.71 BV:155.71 | 10%,10%B :-1210
D: 894.8⇓6.28% 954.8 | 912.27⇓4.27% | 965.0 | 892.3 # 35450 #
C: 886.0⇓6.34% 946.0 | 910.57⇓4.52% | 953.0 | 885.0 # 1500 #
Bay Leasing -A 100/50 E:72.26 P:15.29 BV:256.13 | 10%,50%B :-1210
D: 1105⇓4.83% 1161 | 1134⇓3.42% | 1187 | 1099 # 30100 #
C: 1120⇓3.92% 1166 | 1148⇓2.56% | 1208 | 1110 # 2800 #

INVESTMENT

ICB -A 100/50 E:68.18 P:51.72 BV:230.00 | 15%, 25%B :-610
D: 3526⇓1.40% 3576 | 3521⇓1.63% | 3628 | 3500 # 626 #
1st ICB M F -A 100/5 E:385.24 P:27.04 BV:3217.58 | 400% :-610
D: 10417⇓0.62% 10482 | 10417⇓0.62% | 10482 | 10200 # 130 #
2nd ICB M F -A 100/5 E:135.55 P:29.60 BV:480.33 | 200% :-609
D: 4012⇑0.01% 4012 | 4012⇑0.01% | 4012 | 4012 # 260 #
3rd ICB M F-A 100/5 E:121.40 P:21.07 BV:415.05 | 140% :-609
D: 2558⇑0.01% 2558 | 2555⇓0.09% | 2558 | 2550 # 290 #
4th ICB M F-A 100/10 E:114.28 P:20.24 BV:586.36 | 125% :-609
D: 2313⇓0.67% 2329 | 2313⇓0.66% | 2329 | 2301 # 180 #
5th ICB M F-A 100/10 E:78.56 P:20.90 BV:508.06 | 100% :-609
D: 1642⇓0.96% 1658 | 1642⇓0.65% | 1660 | 1626 # 200 #
6th ICB M F-A 100/10 E:50.00 P:12.78 BV:196.03 | 75% :-609
D: 639.0⇓0.93% 645.0 | 639.31⇓1.60% | 646.0 | 633.3 # 580 #
7th ICB M F-A 100/50 E:50.00 P:24.82 BV:271.70 | 70% :-609
D: 1241⇑0.02% 1241 | 1241⇑0.06% | 1241 | 1241 # 1000 #
8th ICB M F-A 100/50 E:42.85 P:15.61 BV:215.35 | 65% :-609
D: 669.0⇓1.83% 681.5 | 669.06⇓3.77% | 670.3 | 666.8 # 200 #
1st BSRS M F-A 100/50 E:18.87 P:70.93 BV:139.55 | 15% :-609
D: 1339⇓2.92% 1379 | 1339⇓2.92% | 1372 | 1325 # 750 #
AIMS First -A 1/2500 E:0.36 P:18.69 BV:2.25 | 10%1B:5 :-607
D: 6.73⇓2.32% 6.89 | 6.80⇓1.88% | 6.98 | 6.70 # 5167750 #
C: 7.00⇑0.00% 7.00 | 6.83⇓1.59% | 7.03 | 6.72 # 817750 #
ICB AMCL1stMF-A 100/50 E:37.98 P:14.87 BV:170.99 | 50% :-610
D: 564.8⇓5.16% 595.5 | 564.92⇓5.17% | 571.5 | 561.3 # 900 #
ICB A. IslamicMF-A 100/50 E:26.60 P:12.84 BV:142.70 | 35% :-610
D: 341.5⇓1.01% 345.0 | 341.50⇓1.35% | 344.0 | 340.0 # 700 #
Grameen M F 1-A 10/500 E:3.45 P:21.36 BV:34.65 | 71% :-609
D: 73.70⇓2.38% 75.50 | 74.50⇓2.36% | 76.20 | 73.40 # 42000 #
C: 73.00⇓2.67% 75.00 | 74.48⇓1.46% | 75.20 | 73.10 # 6000 #
ICB A. 1st NRB -A 100/50 E:25.44 P:15.04 BV:112.76 | 35% :-610
D: 382.5⇓2.67% 393.0 | 382.72⇓2.63% | 394.0 | 372.0 # 850 #
ICB A. 2nd NRB -A 100/50 E:14.15 P:11.93 BV:100.00 | 22.0% :-610
D: 168.8⇓1.03% 170.5 | 169.79⇓0.87% | 172.5 | 168.3 # 31950 #
C: 170.0⇓1.73% 173.0 | 170.00⇓1.45% | 170.0 | 170.0 # 100 #
Grameen1:Sch.2 -A 10/500 E:1.20 P:15.75 BV:12.70 | 11.50% :-609
D: 18.90⇓3.08% 19.50 | 19.25⇓2.73% | 20.10 | 18.80 # 359500 #
C: 19.10⇓4.50% 20.00 | 19.31⇓3.16% | 20.00 | 19.00 # 45000 #
Prime Fin. 1st MF-A 10/500 E:1.40 P:12.93 BV:10.00 | 12.5% :-609
D: 18.10⇓4.74% 19.00 | 18.21⇓5.11% | 19.00 | 18.00 # 177000 #
C: 19.00⇑0.00% 19.00 | 18.60⇓3.28% | 18.70 | 18.50 # 2500 #
EBL 1st MF-A 10/500 E:0.00 P: BV:10.00 | :-
D: 12.10⇓1.63% 12.30 | 12.12⇓1.22% | 12.30 | 12.00 # 150000 #
C: 12.00⇓2.44% 12.30 | 12.12⇓1.46% | 12.30 | 12.00 # 13500 #
AMCL 2nd MF-A 100/50 E:0.00 P: BV:100.00 | 14% :-610
D: 123.3⇑0.20% 123.0 | 123.25⇓0.72% | 124.3 | 122.3 # 17950 #
C: 122.0⇑0.00% 122.0 | 121.36⇓0.51% | 122.0 | 120.3 # 900 #
ICB Emp.PMF-A 10/500 E:0.00 P: BV:10.00 | 11.50% :-610
D: 11.90⇑0.00% 11.90 | 12.04⇓0.08% | 12.60 | 11.80 # 350500 #
C: 12.00⇑0.00% 12.00 | 11.78⇓2.56% | 11.90 | 11.70 # 3000 #
Trust Bk 1st MF-A 10/500 E:0.00 P: BV:10.00 | :-
D: 10.90⇑0.00% 10.90 | 10.90⇓1.18% | 11.20 | 10.80 # 624000 #
C: 11.00⇑0.00% 11.00 | 10.94⇓1.08% | 11.10 | 10.80 # 29500 #
Prime Bk 1st MF-A 10/500 E:0.00 P: BV:10.00 | 10% :-610
D: 9.40⇓1.05% 9.50 | 9.42⇓2.08% | 9.80 | 9.20 # 180500 #
C: 9.00⇓10.00% 10.00 | 9.18⇓3.27% | 9.80 | 9.00 # 12500 #
DBH 1st MF-A 10/500 E:0.00 P: BV:10.00 | 7% :-610
D: 10.80⇓1.82% 11.00 | 10.93⇓2.32% | 11.20 | 10.80 # 345000 #
C: 11.00⇑0.00% 11.00 | 10.87⇓2.86% | 11.20 | 10.70 # 74000 #
IFIC 1st MF-A 10/500 E:0.00 P: BV:10.00 | :-
D: 10.40⇑0.00% 10.40 | 10.46⇓1.13% | 10.60 | 10.40 # 214500 #
C: 10.00⇑0.00% 10.00 | 10.40⇓1.33% | 10.40 | 10.40 # 7500 #

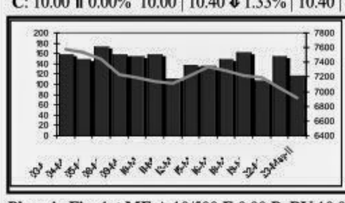

I'VEST
Index: 6913
Chn.: -1.96%
TO (MTk): 117.43
Chn.: -23.86%
EPS: 35.57
PE: 36.94

Phoenix Fin. 1st MF-A 10/500 E:0.00 P: BV:10.00 | :-
D: 14.00⇓4.76% 14.70 | 14.03⇓4.56% | 14.60 | 13.70 # 136000 #
C: 14.00⇑0.00% 14.00 | 13.57⇓1.95% | 13.70 | 13.50 # 1500 #
ICB AMCL3rd NRB MF-A 10/500 E:0.00 P: BV:10.00 | :-
D: 8.60⇑0.00% 8.60 | 8.64⇓0.92% | 9.00 | 8.50 # 328500 #
C: 9.00⇑0.00% 9.00 | 8.63⇓0.23% | 8.70 | 8.50 # 47500 #
1st Janata Bank MF-A 10/500 E:0.00 P: BV:0.00 | :-
D: 8.00⇓2.44% 8.20 | 8.11⇓1.34% | 8.30 | 8.00 # 582500 #
C: 8.00⇑0.00% 8.00 | 8.02⇓2.20% | 8.30 | 7.90 # 144500 #
Green Delta M.F.-A 10/500 E:0.00 P: BV:0.00 | :-
D: 7.60⇑0.00% 7.60 | 7.63⇓1.17% | 7.80 | 7.60 # 312500 #
C: 8.00⇑3.90% 7.70 | 7.61⇓2.31% | 7.80 | 7.50 # 10000 #
Popular Life 1st M.F.-A 10/500 E:0.00 P: BV:0.00 | :-
D: 7.50⇓1.32% 7.60 | 7.54⇓2.20% | 7.80 | 7.50 # 521000 #
C: 8.00⇑0.00% 8.00 | 7.61⇓1.81% | 7.80 | 7.50 # 19500 #
IFIL Islamic M.F.1-A 10/500 E:0.00 P: BV:0.00 | :-
D: 7.40⇑0.00% 7.40 | 7.40⇓1.99% | 7.50 | 7.20 # 175500 #
C: 7.00⇑0.00% 7.00 | 7.34⇓1.48% | 7.40 | 7.30 # 27500 #
PHP 1st M. F.-A 10/500 E:0.00 P: BV:0.00 | :-
D: 7.50⇓2.60% 7.70 | 7.61⇓0.78% | 7.80 | 7.50 # 259500 #
C: 8.00⇑0.00% 8.00 | 7.61⇓2.06% | 7.80 | 7.50 # 142500 #
AIBL 1st Is. M. F.-A 10/500 E:0.00 P: BV:0.00 | :-
D: 8.30⇑1.22% 8.20 | 8.38⇑1.09% | 8.50 | 8.30 # 4000 #
C: 8.00⇓11.11% 9.00 | 8.20⇓3.53% | 8.20 | 8.20 # 500 #
MBL 1st M. F.-A 10/500 E:0.00 P: BV:0.00 | :-
D: 9.00⇓1.10% 9.10 | 9.03⇓0.99% | 9.10 | 9.00 # 2000 #
S.B. 1st M. F.-A 10/500 E:0.00 P: BV:0.00 | :-
D: 10.20⇑0.00% 0.00 | 10.29⇑0.00% | 10.50 | 10.00 # 4500 #
C: 7.50⇑0.00% 0.00 | 7.50⇑0.00% | 7.50 | 7.50 # 1000 #
EBL NRB M.F.-A 10/500 E:0.00 P: BV:0.00 | :-
D: 10.00⇑0.00% 0.00 | 10.00⇑0.00% | 10.00 | 10.00 # 5000 #

ENGINEERING

Aftab Auto.-A 10/50 E:15.08 P:15.39 BV:55.51 | 10%, 30%B :-810
D: 232.1⇓1.65% 236.0 | 235.43⇓1.69% | 242.0 | 230.1 # 380493 #
C: 231.0⇓2.53% 237.0 | 235.23⇓2.13% | 242.0 | 230.2 # 154055 #
Aziz PipesZ 100/5 E:7.18 P:51.60 BV:-383.45 | No Div. :-1210
D: 370.5⇓3.45% 383.8 | 373.92⇓3.05% | 393.0 | 368.3 # 2110 #
C: 370.0⇑0.00% 370.0 | 382.11⇑3.27% | 400.0 | 370.0 # 140 #
Olympic Ind. -A 100/50 E:54.89 P:32.72 BV:144.42 | 10%, 50%B :-610
D: 1796⇓5.26% 1896 | 1820⇓4.94% | 1921 | 1796 # 28385 #
C: 1870⇓2.25% 1913 | 1870⇓2.22% | 1885 | 1820 # 400 #

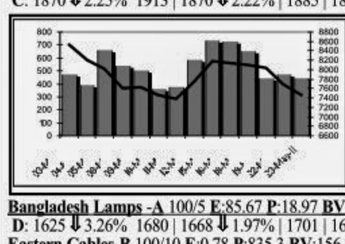

ENGG
Index: 7460
Chn.: -2.91%
TO (MTk): 442.75
Chn.: -6.41%
EPS: 49.15
PE: 24.62

Bangladesh Lamps -A 100/5 E:85.67 P:18.97 BV:1519.82 | 35% :-1210
D: 1625⇓3.26% 1680 | 1668⇓1.97% | 1701 | 1620 # 1130 #
Eastern Cables-B 100/10 E:0.78 P:835.3 BV:156.76 | 5% :-1209
D: 651.5⇓2.32% 667.0 | 653.07⇓2.68% | 684.0 | 650.0 # 1890 #
C: 680.0⇑0.00% 680.0 | 680.00⇑0.00% | 680.0 | 680.0 # 20 #
Monno Jutex -A 100/5 E:7.50 P:322.5 BV:1613.33 | 20%B :-610
D: 2419⇓1.25% 2449 | 2419⇓2.00% | 2470 | 2367 # 95 #
Monno Stafllers -A 100/5 E:39.09 P:66.98 BV:396.50 | 15% :-1210
D: 2618⇓3.76% 2721 | 2635⇓3.70% | 2699 | 2600 # 250 #
Singer BD -A 100/5 E:87.29 P:30.44 BV:799.77 | 600%, 75%B :-1210
D: 2657⇓1.87% 2707 | 2684⇓2.06% | 2760 | 2652 # 5208 #
C: 2643⇓1.82% 2692 | 2669⇓1.90% | 2765 | 2634 # 758 #
Atlas BD-A 10/50 E:16.19 P:19.47 BV:39.28 | 100%, 1B:3 :-610
D: 315.2⇓1.56% 320.2 | 318.22⇓1.64% | 322.1 | 310.0 # 30596 #
BD. Autocars -B 100/5 E:5.37 P:85.99 BV:57.62 | 5%B :-610
D: 461.8⇓2.07% 471.5 | 468.00⇓2.18% | 497.5 | 457.0 # 1005 #
Quasem Drycells -A 10/500 E:1.74 P:47.13 BV:22.53 | 20%B :-610
D: 82.00⇓3.64% 85.10 | 83.64⇓2.27% | 86.90 | 81.40 # 104860 #
C: 81.00⇓4.71% 85.00 | 82.93⇓3.99% | 89.00 | 80.60 # 7500 #
Renwick Jajneswar-Z 100/5 E:35.57 P:22.45 BV:-273.62 | 10% :-609
D: 798.5⇓6.69% 855.8 | 800.51⇓6.59% | 806.0 | 794.0 # 480 #
National Tubes -A 100/10 E:35.70 P:25.67 BV:297.85 | 25% :-610
D: 916.5⇓1.45% 930.0 | 918.62⇓0.49% | 939.0 | 902.0 # 1860 #
BD. Thai Alum -A 100/10 E:19.63 P:29.18 BV:424.80 | 25%B :-1210
D: 572.8⇓3.74% 595.0 | 586.24⇓3.19% | 615.0 | 570.3 # 32040 #
C: 572.0⇓4.35% 598.0 | 586.54⇓2.99% | 600.0 | 570.0 # 1940 #
Kay & Que (BD) -A 100/50 E:4.53 P:78.81 BV:105.22 | 5%B :-1210
D: 357.0⇑0.49% 355.3 | 359.41⇑0.00% | 372.0 | 352.0 # 6300 #
C: 360.0⇓1.37% 365.0 | 360.00⇓1.37% | 360.0 | 360.0 # 100 #
Rangpur Foundry -A 10/500 E:2.23 P:36.37 BV:15.29 | 21% :-1210
D: 81.10⇓2.64% 83.30 | 81.43⇓2.30% | 83.40 | 80.80 # 16000 #
C: 80.00⇓6.98% 86.00 | 80.15⇓6.44% | 80.20 | 80.10 # 1000 #
S. Alam Steel -A 100/50 E:16.30 P:31.04 BV:201.36 | 5%, 10%B :-910
D: 506.0⇓3.11% 522.3 | 514.95⇓3.05% | 537.0 | 503.0 # 48612 #
C: 501.5⇓3.79% 521.3 | 513.13⇓3.53% | 530.0 | 500.0 # 8800 #
Golden Son -A 10/500 E:3.22 P:20.16 BV:26.47 | 5%,10%B :-1210
D: 64.90⇓3.13% 67.00 | 66.11⇓3.19% | 69.10 | 63.90 # 681170 #
C: 65.00⇓2.99% 67.00 | 65.68⇓4.06% | 67.70 | 63.50 # 92500 #
BSRM Steels-A 100/50 E:48.22 P:27.66 BV:65.59 | 20%B :-1210
D: 1334⇓2.16% 1363 | 1346⇓3.00% | 1395 | 1325 # 50850 #
C: 1322⇓3.22% 1366 | 1343⇓3.43% | 1399 | 1312 # 5700 #
Navana CNG-A 10/100 E:6.68 P:20.58 BV:20.24 | 10%, 20%B :-310
D: 137.5⇓2.90% 141.6 | 139.60⇓2.55% | 144.8 | 137.0 # 68860 #
C: 138.0⇓3.50% 143.0 | 140.37⇓2.82% | 144.0 | 137.3 # 28000 #
Deshbandhu Polymer-N 10/500 E:3.47 P:17.90 BV:13.63 | :-
D: 62.10⇓3.12% 64.10 | 63.39⇓1.71% | 66.00 | 61.60 # 340500 #
C: 62.50⇓2.34% 64.00 | 63.62⇓1.96% | 66.00 | 62.00 # 69000 #
National Polymer -A 100/10 E:24.27 P:30.08 BV:411.86 | 18% :-610
D: 730.0⇓3.05% 753.0 | 735.61⇓3.74% | 765.0 | 723.0 # 2890 #

FOOD & ALLIED

Apex FoodsA 100/5 E:15.01 P:58.19 BV:704.00 | 12% :-610
D: 873.5⇓3.27% 903.0 | 890.30⇓3.76% | 947.0 | 867.0 # 2150 #
Bangas -A 100/5 E:14.61 P:117.8 BV:134.45 | 25%B :-610
D: 1722⇓4.39% 1801 | 1747⇓3.22% | 1850 | 1705 # 470 #
BATBCL -A 10/50 E:47.98 P:12.54 BV:104.01 | 430% :-1210
D: 601.9⇓0.20% 603.1 | 602.01⇓0.18% | 604.8 | 597.0 # 14200 #
GeminiSeaFood A 100/5 E:36.95 P:78.36 BV:-88.73 | 12% :-610
D: 2896⇓5.00% 3048 | 2898⇓4.91% | 2921 | 2896 # 215 #
Zeal Bangla Sugar -Z 10/100 E:-14.35 P:-1.32 BV:-110.74 | No Div. :-609
D: 19.00⇓1.04% 19.20 | 19.08⇓2.55% | 19.50 | 18.60 # 6700 #
Chittagong Veg.-A 100/10 E:18.08 P:159.8 BV:114.28 | 20%B :-610
D: 2889⇓4.97% 3040 | 2922⇓4.58% | 3060 | 2888 # 1700 #
C: 2935⇓4.93% 3087 | 2935⇓4.92% | 2940 | 2933 # 80 #

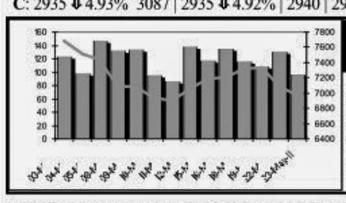

FOOD
Index: 6968
Chn.: -1.72%
TO (MTk): 96.82
Chn.: -26.03%
EPS: 140.52
PE: 15.82

AMCL (Pran) -A 100/10 E:54.49 P:25.25 BV:445.10 | 30% :-610
D: 1376⇓1.52% 1397 | 1386⇓1.48% | 1423 | 1375 # 940 #
Shampur Sugar -Z 10/100 E:0.00 P: BV:-251.10 | No Div. :-609
D: 15.70⇑2.61% 15.30 | 15.78⇑0.06% | 16.60 | 15.50 # 5300 #
Rahima Food -A 100/50 E:8.22 P:54.32 BV:47.75 | 10% :-610
D: 446.5⇓1.65% 454.0 | 454.29⇓1.72% | 479.0 | 440.0 # 9750 #
C: 440.0⇓3.51% 456.0 | 455.92⇓1.16% | 479.0 | 435.0 # 7150 #
Fu-Wang Food A 10/100 E:0.60 P:82.33 BV:10.89 | 20%B :-610
D: 49.40⇓1.79% 50.30 | 50.10⇓1.28% | 51.70 | 49.30 # 873550 #
C: 49.60⇓1.20% 50.20 | 49.92⇓1.44% | 51.50 | 45.00 # 43464 #
Meghna PET Ind. -Z 10/500 E:-1.64 P:-11.0 BV:0.20 | No Div. :-610
D: 18.00⇓2.17% 18.40 | 18.09⇓2.06% | 18.20 | 18.00 # 7500 #
Meghna Con. Milk -B 10/500 E:0.59 P:73.22 BV:-34.71 | 5% :-610
D: 43.20⇑0.23% 43.10 | 43.69⇓0.36% | 45.40 | 42.90 # 87500 #
Beach Hatchery -A 10/500 E:2.54 P:21.42 BV:13.68 | 15%B :-1210
D: 54.40⇓1.27% 55.10 | 54.99⇓2.50% | 57.00 | 53.60 # 219000 #
C: 54.00⇓1.82% 55.00 | 55.00⇓3.71% | 57.90 | 53.70 # 15000 #
Fine Foods A 10/500 E:2.49 P:24.02 BV:11.41 | 25%B :-610
D: 59.80⇑0.34% 59.60 | 59.72⇓1.11% | 61.90 | 58.60 # 123125 #
C: 60.00⇑0.00% 60.00 | 60.89⇑1.55% | 66.00 | 59.00 #