TRADED ISSUES May 22, 2011

Company -Catagory Mark Face Value/Market Lot | EPS | PE | BV | Latest Dividend :- YearEnd
DSE/CSE: Closing ⇓⇑ Change % LastDay | Average |Change ⇓⇑ %| High | Low # Trade Volume (Share)

BANK

AB Bank - A 100/5 E:108.23 P:6.06 BV:375.10 | 10%, 15%B :-1210
D: 656.3 ⇓ 15.62% 777.8 | 666.55 ⇓ 14.55% | 682.0 | 652.0 # 117295 #
C: 658.0 ⇓ 15.53% 779.0 | 668.61 ⇓ 14.20% | 686.0 | 650.0 # 41435 #

City Bank - A 100/5 E:45.65 P:9.52 BV:227.87 | 30%B :-1210
D: 434.5 ⇓ 3.98% 452.5 | 437.36 ⇓ 3.25% | 446.0 | 433.0 # 50469 #
C: 435.5 ⇓ 3.22% 450.0 | 438.69 ⇓ 2.90% | 450.0 | 433.0 # 5175 #

Islami Bank - A 100/10 E:44.60 P:10.33 BV:234.76 | 35%B :-1210
D: 460.8 ⇓ 2.54% 472.8 | 463.13 ⇓ 2.23% | 470.3 | 460.0 # 47560 #
C: 460.0 ⇓ 1.92% 469.0 | 461.31 ⇓ 1.96% | 468.5 | 456.3 # 4960 #

National Bank - A 10/100 E:7.98 P:6.90 BV:22.21 | 95%B :-1210
D: 55.10 ⇓ 3.33% 57.00 | 55.48 ⇓ 3.06% | 57.00 | 53.00 # 1104592 #
C: 55.00 ⇓ 3.85% 57.20 | 55.55 ⇓ 2.97% | 57.00 | 55.00 # 294860 #

Pubali Bank - A 10/25 E:4.82 P:8.34 BV:21.07 | 5%, 35%B :-1210
D: 40.20 ⇓ 4.51% 42.10 | 40.66 ⇓ 3.67% | 42.00 | 40.00 # 438261 #
C: 40.00 ⇓ 5.44% 42.30 | 40.96 ⇓ 3.83% | 42.30 | 40.00 # 155130 #

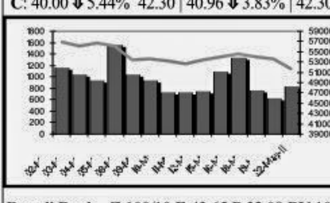

Rupali Bank - Z 100/10 E:43.65 P:32.08 BV:1029.20 | 10%B :-1210
D: 1400 ⇓ 4.04% 1459 | 1400 ⇓ 5.41% | 1411 | 1385 # 100 #
C: 1395 ⇓ 4.11% 1455 | 1394 ⇓ 4.16% | 1475 | 1364 # 120 #

UCBL - A 10/50 E:6.00 P:6.70 BV:10.74 | 25%B :-1210
D: 40.20 ⇓ 5.41% 42.50 | 40.62 ⇓ 5.16% | 42.30 | 40.00 # 1615721 #
C: 41.00 ⇓ 4.65% 43.00 | 41.00 ⇓ 4.81% | 42.90 | 40.40 # 744930 #

Uttara Bank - A 10/25 E:5.40 P:11.22 BV:28.28 | 20%, 20%B :-1210
D: 60.60 ⇓ 3.19% 62.60 | 60.93 ⇓ 2.73% | 62.20 | 60.20 # 268730 #
C: 60.00 ⇓ 4.76% 63.00 | 60.86 ⇓ 3.14% | 62.90 | 60.00 # 48950 #

ICB Is. Bank-Z 10/500 E:-2.04 P:-5.44 BV:-8.73 | No Div. :-1210
D: 11.10 ⇓ 3.48% 11.50 | 11.20 ⇓ 3.53% | 11.50 | 11.00 # 386000 #

Eastern Bank - A 10/200 E:5.54 P:9.26 BV:26.74 | 55%B :-1210
D: 51.30 ⇓ 2.47% 52.60 | 51.43 ⇓ 2.56% | 52.90 | 50.30 # 148690 #
C: 50.60 ⇓ 2.69% 52.00 | 51.03 ⇓ 2.13% | 52.00 | 50.50 # 32850 #

Al Arafa Islami B-A 10/250 E:3.21 P:9.13 BV:13.03 | 26%B :-1210
D: 29.30 ⇓ 4.56% 30.70 | 29.85 ⇓ 3.12% | 30.50 | 29.10 # 623500 #
C: 30.00 ⇓ 3.23% 31.00 | 29.76 ⇓ 2.87% | 30.30 | 29.10 # 143500 #

Prime Bank-A 10/250 E:5.69 P:6.50 BV:29.03 | 35%B, 5% :-1210
D: 37.00 ⇓ 3.90% 38.50 | 37.25 ⇓ 3.97% | 39.00 | 36.90 # 698001 #
C: 37.00 ⇓ 2.63% 38.00 | 37.34 ⇓ 2.71% | 38.00 | 36.50 # 34332 #

Southeast Bank-A 100/50 E:37.67 P:7.43 BV:197.82 | 20%B,10% :-1210
D: 279.8 ⇓ 3.62% 290.3 | 282.62 ⇓ 3.04% | 287.3 | 279.0 # 124883 #
C: 280.8 ⇓ 2.52% 288.0 | 282.71 ⇓ 2.12% | 288.8 | 280.0 # 20047 #

Dhaka Bank -A 10/100 E:4.67 P:7.82 BV:18.33 | 35%B :-1210
D: 36.50 ⇓ 2.93% 37.60 | 36.90 ⇓ 2.20% | 37.60 | 36.30 # 241515 #
C: 37.00 ⇓ 2.63% 38.00 | 36.66 ⇓ 2.71% | 38.00 | 35.60 # 21835 #

N C C Bank -A 10/250 E:4.04 P:7.33 BV:15.75 | 32%B :-1210
D: 29.60 ⇓ 4.52% 31.00 | 30.01 ⇓ 3.72% | 30.90 | 29.00 # 676733 #
C: 30.00 ⇓ 3.23% 31.00 | 30.01 ⇓ 4.00% | 31.00 | 29.50 # 311660 #

Social Invest. B-A 10/250 E:1.89 P:11.27 BV:12.32 | 14%B :-1210
D: 21.30 ⇓ 2.29% 21.80 | 21.39 ⇓ 2.02% | 21.90 | 21.10 # 510758 #
C: 21.00 ⇓ 4.55% 22.00 | 21.34 ⇓ 2.42% | 21.70 | 21.10 # 124500 #

Dutch Ban. Bnk- A 100/50 E:100.12 P:12.66 BV:350.05 | 30% :-1210
D: 1267 ⇓ 3.32% 1311 | 1271 ⇓ 3.39% | 1290 | 1254 # 7903 #
C: 1260 ⇓ 3.08% 1300 | 1277 ⇓ 3.42% | 1299 | 1260 # 300 #

MutualTrust Bank-A 100/50 E:38.86 P:8.88 BV:172.16 | 20%B :-1210
D: 345.0 ⇓ 3.29% 356.8 | 345.39 ⇓ 3.65% | 357.5 | 340.3 # 44240 #
C: 338.0 ⇓ 4.79% 355.0 | 344.57 ⇓ 3.00% | 350.0 | 336.0 # 2126 #

Standard Bank -A 100/50 E:33.71 P:8.27 BV:138.50 | 28%B :-1210
D: 278.8 ⇓ 3.63% 289.3 | 280.97 ⇓ 3.33% | 292.0 | 277.0 # 60158 #
C: 280.0 ⇓ 3.11% 289.0 | 281.10 ⇓ 3.07% | 286.5 | 278.0 # 15372 #

One Bank -A 100/50 E:59.19 P:6.85 BV:152.55 | 55%B :-1210
D: 405.5 ⇓ 4.36% 424.0 | 411.92 ⇓ 3.41% | 420.0 | 403.0 # 86659 #
C: 406.0 ⇓ 4.02% 423.0 | 411.98 ⇓ 2.90% | 420.0 | 405.0 # 11650 #

Bank Asia -A 100/50 E:45.90 P:9.25 BV:167.94 | 40%B :-1210
D: 424.8 ⇓ 3.14% 438.5 | 426.92 ⇓ 2.37% | 435.0 | 424.0 # 11402 #
C: 419.0 ⇓ 2.78% 431.0 | 418.78 ⇓ 2.88% | 425.0 | 405.0 # 2910 #

Mercantile Bank -A 100/50 E:33.64 P:8.41 BV:169.61 | 22%B :-1210
D: 282.8 ⇓ 3.91% 294.3 | 284.27 ⇓ 3.09% | 288.0 | 282.0 # 67958 #
C: 283.0 ⇓ 3.08% 292.0 | 284.37 ⇓ 2.36% | 291.5 | 277.0 # 8338 #

EXIM Bank-A 10/100 E:3.95 P:7.47 BV:13.50 | 35%B :-1210
D: 29.50 ⇓ 2.32% 30.20 | 29.80 ⇓ 1.84% | 31.00 | 29.40 # 923198 #
C: 30.00 ⇓ 1.32% 30.40 | 29.75 ⇓ 2.40% | 30.90 | 29.30 # 117700 #

Jamuna Bank -A 10/250 E:2.94 P:9.90 BV:23.56 | 22%B :-1210
D: 29.10 ⇓ 4.59% 30.50 | 29.37 ⇓ 4.27% | 30.30 | 29.00 # 915202 #
C: 29.00 ⇓ 4.92% 30.50 | 29.52 ⇓ 4.03% | 30.40 | 29.00 # 138916 #

Brac Bank -A 100/50 E:56.81 P:7.48 BV:291.14 | 10%,20%B :-1210
D: 425.0 ⇓ 2.52% 436.0 | 427.19 ⇓ 2.26% | 434.8 | 423.0 # 31988 #
C: 423.8 ⇓ 2.14% 433.0 | 425.88 ⇓ 2.09% | 430.0 | 422.0 # 6050 #

Shahjalal Islami -A 10/50 E:4.65 P:7.27 BV:15.15 | 30%B :-1210
D: 33.80 ⇓ 6.37% 36.10 | 34.47 ⇓ 5.17% | 35.90 | 33.30 # 1254116 #
C: 34.00 ⇓ 5.56% 36.00 | 34.80 ⇓ 4.29% | 36.00 | 33.90 # 230614 #

Premier Bank -N 10/250 E:4.64 P:6.36 BV:15.65 | 31%B :-1210
D: 29.50 ⇓ 2.64% 30.30 | 29.72 ⇓ 2.43% | 30.10 | 29.10 # 864533 #
C: 29.00 ⇓ 3.33% 30.00 | 29.65 ⇓ 2.60% | 30.30 | 29.10 # 102008 #

Trust Bank-A 100/50 E:47.90 P:7.75 BV:188.84 | 20%B :-1210
D: 371.0 ⇓ 4.26% 387.5 | 373.36 ⇓ 3.68% | 383.3 | 370.5 # 30905 #
C: 373.0 ⇓ 2.61% 383.0 | 376.88 ⇓ 1.66% | 390.0 | 371.3 # 1269 #

First Secu. Bk-A 10/100 E:2.33 P:10.86 BV:12.81 | 12%B :-1210
D: 25.30 ⇓ 3.80% 26.30 | 25.62 ⇓ 3.72% | 26.00 | 25.20 # 394390 #
C: 26.00 ⇑ 0.00% 26.00 | 25.69 ⇓ 3.13% | 26.40 | 25.30 # 106740 #

NON BANKING F I

IDLC Fin. -A 100/20 E:81.37 P:24.55 BV:244.24 | 35%,65%B :-1210
D: 1998 ⇓ 3.08% 2061 | 2005 ⇓ 2.48% | 2049 | 1991 # 13357 #
C: 1993 ⇓ 3.11% 2057 | 2004 ⇓ 2.44% | 2056 | 1980 # 1048 #

United Leasing - A 100/20 E:40.94 P:18.99 BV:171.14 | 7.5%,75%B :-1210
D: 777.3 ⇓ 3.98% 809.5 | 790.62 ⇓ 2.53% | 832.0 | 772.8 # 9260 #

Uttara Finance -A 10/50 E:16.02 P:9.20 BV:62.68 | 40%B :-1210
D: 147.4 ⇓ 5.99% 156.8 | 150.47 ⇓ 3.46% | 154.8 | 145.3 # 71297 #
C: 148.0 ⇓ 4.52% 155.0 | 149.35 ⇓ 2.30% | 153.0 | 146.5 # 6150 #

Midas Financing-A 100/50 E:12.89 P:72.38 BV:90.48 | 35%B :-610
D: 933.0 ⇓ 4.84% 980.5 | 942.16 ⇓ 4.06% | 971.0 | 925.8 # 7517 #
C: 930.0 ⇓ 4.71% 976.0 | 924.71 ⇓ 5.73% | 940.0 | 917.0 # 300 #

First LeaseA 100/50 E:27.56 P:30.28 BV:157.60 | 25%B :-1210
D: 834.5 ⇓ 4.36% 872.5 | 849.33 ⇓ 0.69% | 870.0 | 825.5 # 67302 #
C: 841.0 ⇓ 3.19% 868.8 | 846.08 ⇓ 0.81% | 870.0 | 835.0 # 2850 #

People`sLeas.-A 10/100 E:5.41 P:20.61 BV:17.69 | 75%B :-1210
D: 111.5 ⇓ 6.07% 118.7 | 113.07 ⇓ 6.04% | 116.8 | 108.0 # 892462 #
C: 112.0 ⇓ 6.04% 119.2 | 113.70 ⇓ 5.85% | 119.0 | 111.0 # 166150 #

Prime Finance-A 10/50 E:10.63 P:13.17 BV:21.47 | 80%B :-1210
D: 140.0 ⇓ 5.47% 148.1 | 142.04 ⇓ 5.03% | 146.1 | 139.3 # 194260 #
C: 140.0 ⇓ 5.41% 148.0 | 142.35 ⇓ 5.24% | 146.0 | 139.5 # 21560 #

Premier Leasing-A 100/50 E:26.28 P:25.49 BV:125.84 | 26%B :-1210
D: 670.0 ⇓ 6.00% 712.8 | 685.75 ⇓ 3.90% | 701.0 | 665.0 # 26100 #
C: 672.0 ⇓ 6.15% 716.0 | 691.28 ⇓ 3.02% | 714.0 | 671.0 # 2200 #

Islamic Finance-A 100/50 E:18.03 P:22.84 BV:134.99 | 16%B :-1210
D: 411.8 ⇓ 5.34% 435.0 | 420.31 ⇓ 4.50% | 434.5 | 410.3 # 23325 #
C: 412.5 ⇓ 4.51% 432.0 | 420.07 ⇓ 3.84% | 429.0 | 411.3 # 1400 #

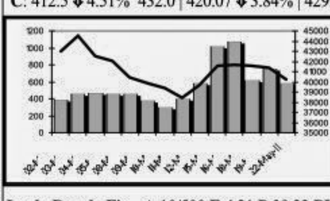

LankaBangla Fin. -A 10/500 E:4.21 P:39.22 BV:21.50 | 55%B :-1210
D: 165.1 ⇓ 6.35% 176.3 | 168.65 ⇓ 4.82% | 175.0 | 164.0 # 234210 #
C: 168.2 ⇓ 3.89% 175.0 | 168.44 ⇓ 4.40% | 172.0 | 163.5 # 41950 #

B I F C -A 100/50 E:37.26 P:15.24 BV:137.21 | 25%B :-1210
D: 568.0 ⇓ 6.15% 605.3 | 583.13 ⇓ 2.84% | 605.3 | 561.3 # 17750 #
C: 576.0 ⇓ 4.48% 603.0 | 578.75 ⇓ 3.53% | 583.3 | 573.0 # 1300 #

I P D C -A 100/50 E:14.01 P:27.14 BV:208.63 | 10%B :-1209
D: 380.3 ⇓ 2.69% 390.8 | 382.92 ⇓ 3.13% | 390.8 | 374.5 # 7507 #
C: 380.0 ⇓ 4.04% 396.0 | 382.77 ⇓ 3.47% | 387.0 | 375.0 # 3100 #

Union Capital -A 10/500 E:7.17 P:12.05 BV:12.78 | 75%B :-1210
D: 86.40 ⇓ 7.89% 93.80 | 87.92 ⇓ 7.16% | 92.10 | 85.00 # 609613 #
C: 87.00 ⇓ 7.45% 94.00 | 89.37 ⇓ 5.93% | 93.00 | 85.10 # 95625 #

BD Finance-A 10/100 E:4.58 P:19.02 BV:17.35 | 22%B :-1210
D: 87.10 ⇓ 5.74% 92.40 | 88.10 ⇓ 5.28% | 92.40 | 86.50 # 79900 #
C: 86.80 ⇓ 5.65% 92.00 | 88.70 ⇓ 4.82% | 91.00 | 86.30 # 34500 #

Intl. Leasing-A 100/50 E:29.29 P:35.73 BV:129.28 | 60%B :-1210
D: 1047 ⇓ 4.78% 1099 | 1062 ⇓ 3.72% | 1088 | 1042 # 17650 #
C: 1055 ⇓ 4.44% 1104 | 1059 ⇓ 4.56% | 1149 | 1040 # 1000 #

Phoenix Fin.-A 100/50 E:33.78 P:24.25 BV:226.76 | 35%B :-1210
D: 819.3 ⇓ 6.34% 874.8 | 842.89 ⇓ 3.34% | 869.8 | 815.3 # 13521 #
C: 821.0 ⇓ 5.52% 869.0 | 844.23 ⇓ 3.46% | 866.0 | 821.0 # 700 #

FAS Fin. & Inv. Ltd-A 100/50 E:17.26 P:25.97 BV:186.27 | 15%B :-1210
D: 448.3 ⇓ 4.78% 470.8 | 456.73 ⇓ 2.63% | 478.0 | 448.0 # 13600 #
C: 462.0 ⇑ 0.33% 460.5 | 455.18 ⇓ 0.37% | 465.8 | 445.3 # 2200 #

Delta Brac HFCL-N 100/50 E:59.20 P:33.08 BV:238.40 | 10%, 25%B :-610
D: 1959 ⇓ 3.43% 2028 | 1973 ⇓ 0.56% | 2095 | 1930 # 9800 #
C: 2019 ⇑ 1.25% 1994 | 2019 ⇑ 1.35% | 2019 | 2019 # 50 #

National H Fin.-N 100/50 E:31.16 P:30.64 BV:155.71 | 10%,10%B :-1210
D: 954.8 ⇑ 2.22% 934.0 | 952.96 ⇑ 5.02% | 995.0 | 890.0 # 43750 #
C: 946.0 ⇑ 2.27% 925.0 | 953.69 ⇑ 4.81% | 987.0 | 901.0 # 1850 #

Bay Leasing -A 100/50 E:72.26 P:16.06 BV:256.13 | 10%,50%B :-1210
D: 1161 ⇓ 3.37% 1201 | 1174 ⇓ 1.94% | 1219 | 1152 # 39800 #
C: 1166 ⇓ 2.83% 1200 | 1178 ⇓ 1.61% | 1200 | 1155 # 3700 #

INVESTMENT

ICB -A 100/50 E:68.18 P:52.45 BV:230.00 | 15%, 25%B :-610
D: 3576 ⇓ 0.27% 3586 | 3580 ⇓ 0.16% | 3630 | 3550 # 1427 #

1st ICB M F -A 100/5 E:385.24 P:27.21 BV:3217.58 | 400% :-610
D: 10482 ⇑ 0.00% 10481 | 10481 ⇑ 0.00% | 10482 | 10482 # 42 #

2nd ICB M F -A 100/5 E:135.55 P:29.60 BV:480.33 | 200% :-609
D: 4012 ⇑ 0.01% 4012 | 4012 ⇑ 0.01% | 4012 | 4012 # 235 #

3rd ICB M F-A 100/5 E:121.40 P:21.07 BV:415.05 | 140% :-609
D: 2558 ⇑ 0.01% 2557 | 2558 ⇑ 0.01% | 2558 | 2558 # 165 #

4th ICB M F-A 100/10 E:114.28 P:20.38 BV:586.36 | 125% :-609
D: 2329 ⇑ 0.01% 2329 | 2329 ⇑ 0.01% | 2329 | 2329 # 660 #

5th ICB M F-A 100/10 E:78.56 P:21.11 BV:508.06 | 100% :-609
D: 1658 ⇑ 0.38% 1652 | 1653 ⇑ 0.07% | 1700 | 1651 # 2230 #

6th ICB M F-A 100/10 E:50.00 P:12.90 BV:196.03 | 75% :-609
D: 645.0 ⇓ 0.73% 649.8 | 649.68 ⇓ 0.63% | 658.0 | 645.0 # 3470 #

7th ICB M F-A 100/50 E:50.00 P:24.81 BV:271.70 | 70% :-609
D: 1241 ⇑ 0.16% 1239 | 1240 ⇑ 0.12% | 1275 | 1239 # 1400 #

8th ICB M F-A 100/50 E:42.85 P:15.90 BV:215.35 | 65% :-609
D: 681.5 ⇓ 3.23% 704.3 | 695.29 ⇓ 1.27% | 704.5 | 670.0 # 3350 #

1st BSRS M F-A 100/50 E:18.87 P:73.07 BV:139.55 | 15% :-609
D: 1379 ⇓ 1.69% 1403 | 1379 ⇓ 2.17% | 1390 | 1370 # 550 #

AIMS First -A 1/2500 E:0.36 P:19.14 BV:2.25 | 10%1B:5 :-607
D: 6.89 ⇓ 1.85% 7.02 | 6.93 ⇓ 1.28% | 7.03 | 6.88 # 4707050 #
C: 7.00 ⇑ 0.00% 7.00 | 6.94 ⇓ 1.56% | 7.05 | 6.86 # 1397500 #

ICB AMCL1stMF-A 100/50 E:37.98 P:15.68 BV:170.99 | 50% :-610
D: 595.5 ⇑ 0.00% 595.5 | 595.69 ⇑ 0.17% | 600.0 | 576.3 # 450 #

ICB A. IslamicMF-A 100/50 E:26.60 P:12.97 BV:142.70 | 35% :-610
D: 345.0 ⇓ 3.36% 357.0 | 346.18 ⇓ 3.09% | 349.3 | 341.5 # 3000 #

Grameen M F 1-A 10/500 E:3.45 P:21.88 BV:34.65 | 71% :-609
D: 75.50 ⇓ 2.45% 77.40 | 76.30 ⇓ 2.32% | 77.30 | 75.10 # 65000 #
C: 75.00 ⇓ 3.97% 78.10 | 75.58 ⇓ 3.23% | 77.00 | 75.10 # 8000 #

ICB A. 2nd NRB -A 100/50 E:14.15 P:12.05 BV:100.00 | 22.0% :-610
D: 170.5 ⇓ 1.45% 173.0 | 171.28 ⇓ 1.39% | 176.0 | 170.5 # 26450 #

Grameen Sch.2 -A 10/500 E:1.20 P:16.25 BV:12.70 | 11.50% :-609
D: 19.50 ⇓ 4.41% 20.40 | 19.79 ⇓ 3.13% | 20.30 | 19.40 # 578000 #
C: 20.00 ⇑ 0.00% 20.00 | 19.94 ⇓ 2.25% | 20.30 | 19.60 # 73500 #

Prime Fin. 1st MF-A 10/500 E:1.40 P:13.57 BV:10.00 | 12.5% :-609
D: 19.00 ⇓ 5.47% 20.10 | 19.19 ⇓ 4.91% | 20.00 | 18.90 # 151000 #
C: 19.00 ⇓ 5.00% 20.00 | 19.23 ⇓ 1.99% | 19.50 | 18.90 # 9000 #

EBL 1st MF-A 10/500 E:0.00 P: BV:10.00 | :-
D: 12.30 ⇓ 1.60% 12.50 | 12.27 ⇓ 2.08% | 12.50 | 12.00 # 206500 #
C: 12.30 ⇓ 5.38% 13.00 | 12.30 ⇓ 0.73% | 12.40 | 12.20 # 22500 #

AMCL 2nd MF-A 100/50 E:0.00 P: BV:100.00 | 14% :-610
D: 123.0 ⇓ 1.60% 125.0 | 124.15 ⇓ 1.69% | 127.8 | 123.0 # 24750 #
C: 122.0 ⇓ 2.40% 125.0 | 121.98 ⇓ 2.35% | 123.0 | 121.5 # 700 #

ICB Emp.PMF-A 10/500 E:0.00 P: BV:10.00 | 11.50% :-610
D: 11.90 ⇓ 4.03% 12.40 | 12.05 ⇓ 3.14% | 12.50 | 11.80 # 252000 #
C: 12.00 ⇑ 0.00% 12.00 | 12.09 ⇓ 2.81% | 12.20 | 12.00 # 9500 #

Trust Bk 1st MF-A 10/500 E:0.00 P: BV:10.00 | :-
D: 10.90 ⇓ 2.68% 11.20 | 11.03 ⇓ 2.30% | 11.20 | 10.90 # 1101500 #
C: 11.00 ⇑ 0.00% 11.00 | 11.06 ⇓ 1.25% | 11.20 | 10.90 # 124000 #

Prime Bk 1st MF-A 10/500 E:0.00 P: BV:10.00 | 10% :-610
D: 9.50 ⇓ 1.04% 9.60 | 9.62 ⇓ 1.03% | 9.90 | 9.40 # 132000 #
C: 10.00 ⇑ 0.00% 10.00 | 9.49 ⇓ 1.56% | 9.80 | 9.40 # 23500 #

DBH 1st MF-A 10/500 E:0.00 P: BV:10.00 | 7% :-610
D: 11.00 ⇓ 2.65% 11.30 | 11.19 ⇓ 1.67% | 11.30 | 11.00 # 528500 #
C: 11.00 ⇑ 0.00% 11.00 | 11.19 ⇓ 1.06% | 11.30 | 11.10 # 57000 #

IFIC 1st MF-A 10/500 E:0.00 P: BV:10.00 | :-
D: 10.40 ⇓ 3.70% 10.80 | 10.58 ⇓ 2.76% | 10.80 | 10.40 # 397500 #
C: 10.00 ⇓ 9.09% 11.00 | 10.54 ⇓ 1.59% | 10.70 | 10.40 # 34500 #

Phoenix Fin. 1st MF-A 10/500 E:0.00 P: BV:10.00 | :-
D: 14.70 ⇓ 2.00% 15.00 | 14.70 ⇓ 0.07% | 15.30 | 13.70 # 497000 #
C: 14.00 ⇑ 0.00% 14.00 | 13.84 ⇓ 1.70% | 14.00 | 13.00 # 11500 #

ICB AMCL3rd NRB MF-A 10/500 E:0.00 P: BV:10.00 | :-
D: 8.60 ⇓ 2.27% 8.80 | 8.72 ⇓ 2.57% | 8.90 | 8.60 # 522000 #
C: 9.00 ⇑ 0.00% 9.00 | 8.65 ⇓ 3.78% | 8.80 | 8.60 # 33500 #

1st Janata Bank MF-A 10/500 E:0.00 P: BV:0.00 | :-
D: 8.20 ⇓ 2.38% 8.40 | 8.22 ⇓ 2.38% | 8.30 | 8.20 # 642500 #
C: 8.00 ⇓ 4.76% 8.40 | 8.20 ⇓ 1.91% | 8.30 | 8.10 # 55500 #

Green Delta M.F.-A 10/500 E:0.00 P: BV:0.00 | :-
D: 7.60 ⇓ 3.80% 7.90 | 7.72 ⇓ 2.40% | 7.90 | 7.60 # 335000 #
C: 7.70 ⇓ 3.75% 8.00 | 7.79 ⇓ 2.14% | 7.90 | 7.70 # 51500 #

Popular Life 1st M.F.-A 10/500 E:0.00 P: BV:0.00 | :-
D: 7.60 ⇓ 2.56% 7.80 | 7.71 ⇓ 2.16% | 7.80 | 7.60 # 551000 #
C: 8.00 ⇑ 0.00% 8.00 | 7.75 ⇓ 1.27% | 7.80 | 7.70 # 14500 #

IFIL Islamic M.F.1-A 10/500 E:0.00 P: BV:0.00 | :-
D: 7.40 ⇓ 2.63% 7.60 | 7.55 ⇓ 1.56% | 7.70 | 7.40 # 200000 #
C: 7.00 ⇓ 12.50% 8.00 | 7.45 ⇓ 1.84% | 7.60 | 7.40 # 25000 #

PHP 1st M. F.-A 10/500 E:0.00 P: BV:0.00 | :-
D: 7.70 ⇑ 0.00% 7.70 | 7.67 ⇓ 0.90% | 8.00 | 7.60 # 271000 #
C: 8.00 ⇑ 0.00% 8.00 | 7.77 ⇓ 2.51% | 7.90 | 7.70 # 93000 #

AIBL 1st Is. M. F.-A 10/500 E:0.00 P: BV:0.00 | :-
D: 8.20 ⇓ 4.65% 8.60 | 8.29 ⇓ 4.27% | 8.50 | 8.20 # 10500 #
C: 9.00 ⇑ 0.00% 9.00 | 8.50 ⇓ 1.51% | 8.50 | 8.50 # 2000 #

MBL 1st M. F.-A 10/500 E:0.00 P: BV:0.00 | :-
D: 9.10 ⇑ 0.00% 9.10 | 9.12 ⇑ 0.22% | 9.20 | 9.10 # 5500 #
C: 8.00 ⇓ 11.11% 9.00 | 8.20 ⇓ 3.19% | 8.20 | 8.20 # 500 #

ENGINEERING

Aftab Auto.-A 10/50 E:15.08 P:15.65 BV:55.51 | 10%, 30%B :-810
D: 236.0 ⇓ 4.95% 248.3 | 239.48 ⇓ 4.49% | 245.0 | 235.2 # 419952 #
C: 237.0 ⇓ 4.82% 249.0 | 240.35 ⇓ 4.22% | 248.0 | 236.0 # 144610 #

Aziz PipesZ 100/5 E:7.18 P:53.45 BV:-383.45 | No Div. :-1210
D: 383.8 ⇓ 0.07% 384.0 | 385.69 ⇓ 0.19% | 400.0 | 375.0 # 2815 #
C: 370.0 ⇓ 7.27% 399.0 | 370.00 ⇓ 7.29% | 370.0 | 370.0 # 20 #

Olympic Ind. -A 100/50 E:54.89 P:34.54 BV:144.42 | 10%, 50%B :-610
D: 1896 ⇓ 5.00% 1996 | 1914 ⇓ 4.54% | 1949 | 1896 # 14150 #
C: 1913 ⇓ 4.87% 2011 | 1913 ⇓ 4.86% | 1915 | 1910 # 251 #

Bangladesh Lamps -A 100/5 E:85.67 P:19.61 BV:1519.82 | 35% :-1210
D: 1680 ⇓ 5.41% 1776 | 1702 ⇓ 4.28% | 1760 | 1676 # 2360 #

Eastern Cables-B 100/10 E:0.78 P:855.1 BV:156.76 | 5% :-1209
D: 667.0 ⇓ 2.56% 684.5 | 671.03 ⇓ 1.95% | 677.0 | 663.5 # 1160 #
C: 680.0 ⇑ 0.00% 680.0 | 680.00 ⇑ 0.00% | 680.0 | 680.0 # 10 #

Monno Jutex -A 100/5 E:7.50 P:326.6 BV:1613.33 | 20%B :-610
D: 2449 ⇓ 4.12% 2555 | 2468 ⇓ 3.99% | 2530 | 2440 # 210 #

Monno Stafllers -A 100/5 E:39.09 P:69.60 BV:396.50 | 15% :-1210
D: 2721 ⇑ 0.34% 2711 | 2737 ⇑ 0.93% | 2830 | 2661 # 530 #

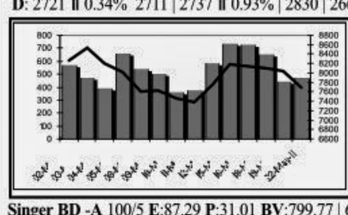

Singer BD -A 100/5 E:87.29 P:31.01 BV:799.77 | 600%, 75%B :-1210
D: 2707 ⇓ 4.55% 2836 | 2740 ⇓ 3.53% | 2815 | 2700 # 4844 #
C: 2692 ⇓ 4.37% 2815 | 2720 ⇓ 3.86% | 2800 | 2685 # 1322 #

Atlas BD-A 10/50 E:16.19 P:19.78 BV:39.28 | 100%, 1B:3 :-610
D: 320.2 ⇓ 3.18% 330.7 | 323.52 ⇓ 2.28% | 335.0 | 305.1 # 39245 #

BD. Autocars -B 100/5 E:5.37 P:87.80 BV:57.62 | 5%B :-610
D: 471.5 ⇓ 4.84% 495.5 | 478.44 ⇓ 3.78% | 510.0 | 460.3 # 1025 #

Quasem Drycells -A 10/500 E:1.74 P:48.91 BV:22.53 | 20%B :-610
D: 85.10 ⇓ 4.81% 89.40 | 85.58 ⇓ 4.55% | 88.00 | 84.00 # 110800 #
C: 85.00 ⇓ 5.56% 90.00 | 86.38 ⇓ 3.72% | 87.90 | 85.00 # 6000 #

Renwick Jajneswar-Z 100/5 E:35.57 P:24.06 BV:-273.62 | 10% :-609
D: 855.8 ⇓ 5.96% 910.0 | 856.97 ⇓ 5.83% | 884.0 | 847.8 # 190 #

National Tubes -A 100/10 E:35.70 P:26.05 BV:297.85 | 25% :-610
D: 930.0 ⇓ 1.64% 945.5 | 923.11 ⇓ 2.78% | 937.8 | 911.5 # 2710 #

BD. Thai Alum -A 100/10 E:19.63 P:30.31 BV:424.80 | 25%B :-1210
D: 595.0 ⇓ 4.91% 625.8 | 605.56 ⇓ 3.66% | 626.0 | 590.0 # 27902 #
C: 598.0 ⇓ 4.47% 626.0 | 604.63 ⇓ 3.73% | 619.0 | 588.0 # 3240 #

Kay & Que (BD) -A 100/50 E:4.53 P:78.42 BV:105.22 | 5%B :-1210
D: 355.3 ⇓ 7.00% 382.0 | 359.40 ⇓ 5.68% | 370.5 | 352.0 # 5250 #
C: 365.0 ⇓ 4.51% 382.3 | 365.00 ⇓ 4.51% | 367.0 | 362.0 # 200 #

Rangpur Foundry -A 10/500 E:2.23 P:37.35 BV:15.29 | 21% :-1210
D: 83.30 ⇓ 4.03% 86.80 | 83.35 ⇓ 4.05% | 84.90 | 81.20 # 20500 #

S. Alam Steel -A 100/50 E:16.30 P:32.04 BV:201.36 | 5%, 10%B :-910
D: 522.3 ⇓ 5.69% 553.8 | 531.16 ⇓ 4.74% | 544.8 | 520.0 # 44637 #
C: 521.3 ⇓ 5.57% 552.0 | 531.91 ⇓ 3.86% | 550.0 | 520.0 # 8519 #

Golden Son -A 10/500 E:3.22 P:20.81 BV:26.47 | 5%,10%B :-1210
D: 67.00 ⇓ 6.42% 71.60 | 68.29 ⇓ 3.83% | 70.00 | 66.70 # 683124 #
C: 67.00 ⇓ 5.63% 71.00 | 68.46 ⇓ 3.29% | 70.00 | 66.20 # 44624 #

BSRM Steels-A 100/50 E:48.22 P:28.27 BV:65.59 | 20%B :-1210
D: 1363 ⇓ 4.93% 1434 | 1387 ⇓ 3.58% | 1417 | 1360 # 65500 #
C: 1366 ⇓ 4.61% 1432 | 1390 ⇓ 3.11% | 1415 | 1361 # 9300 #

Navana CNG-A 10/100 E:6.68 P:21.20 BV:20.24 | 10%, 20%B :-310
D: 141.6 ⇓ 5.73% 150.2 | 143.26 ⇓ 4.86% | 147.0 | 141.0 # 197720 #
C: 143.0 ⇓ 4.67% 150.0 | 144.45 ⇓ 3.80% | 148.0 | 142.2 # 24100 #

Deshbandhu Polymer-N 10/500 E:3.47 P:18.47 BV:13.63 | :-
D: 64.10 ⇓ 5.32% 67.70 | 64.49 ⇓ 5.63% | 66.20 | 62.50 # 225500 #
C: 64.00 ⇓ 5.88% 68.00 | 64.89 ⇓ 5.49% | 67.10 | 63.10 # 72500 #

National Polymer -A 100/10 E:24.27 P:31.03 BV:411.86 | 18% :-610
D: 753.0 ⇓ 3.68% 781.8 | 764.22 ⇓ 1.37% | 785.0 | 751.0 # 5640 #

FOOD & ALLIED

Apex FoodsA 100/5 E:15.01 P:60.16 BV:704.00 | 12% :-610
D: 903.0 ⇓ 5.77% 958.3 | 925.13 ⇓ 4.33% | 968.0 | 900.5 # 1955 #
C: 909.0 ⇓ 5.26% 959.5 | 920.21 ⇓ 4.09% | 930.0 | 909.0 # 30 #

Bangas -A 100/5 E:14.61 P:123.2 BV:134.45 | 25%B :-610
D: 1801 ⇓ 4.14% 1878 | 1805 ⇓ 3.85% | 1888 | 1779 # 336 #
C: 1871 ⇓ 4.84% 1966 | 1945 ⇓ 0.28% | 2045 | 1866 # 75 #

BATBCL -A 10/50 E:47.98 P:12.57 BV:104.01 | 430% :-1210
D: 603.1 ⇓ 3.23% 623.2 | 603.12 ⇓ 3.22% | 606.5 | 601.5 # 6550 #

GeminiSeaFood A 100/5 E:36.95 P:82.48 BV:-88.73 | 12% :-610
D: 3