TRADED ISSUES May 16, 2011

Company -Catagory Mark Face Value/Market Lot | EPS | PE | BV | Latest Dividend :- YearEnd
DSE/CSE: Closing ⇓⇑ Change % LastDay | Average |Change ⇓⇑ %| High | Low # Trade Volume (Share)

BANK

AB Bank - A 100/5 E:124.47 P:6.31 BV:441.36 | 10%, 15%B :-1210
D: 786.0 ⇑ 2.24% 768.8 | 785.71 ⇑ 3.74% | 808.0 | 760.0 # 96503 #
C: 787.0 ⇑ 3.69% 759.0 | 782.94 ⇑ 4.04% | 805.0 | 764.0 # 16005 #
City Bank - A 100/5 E:45.65 P:10.07 BV:227.87 | 30%B :-1210
D: 459.5 ⇑ 3.14% 445.5 | 461.06 ⇑ 2.62% | 473.0 | 447.0 # 99051 #
C: 459.0 ⇑ 2.46% 448.0 | 462.29 ⇑ 2.17% | 471.5 | 451.0 # 11415 #
IFIC Bank - A 100/5 E:76.34 P:11.25 BV:264.49 | 27%B :-1210
D: 858.8 ⇑ 7.44% 799.3 | 843.58 ⇑ 7.98% | 859.0 | 811.0 # 106267 #
C: 855.0 ⇑ 7.41% 796.0 | 836.02 ⇑ 6.66% | 855.3 | 800.0 # 5645 #
Islami Bank - A 100/10 E:44.60 P:10.66 BV:234.76 | 35%B :-1210
D: 475.3 ⇑ 1.01% 470.5 | 474.04 ⇑ 1.18% | 479.0 | 468.0 # 91286 #
C: 471.3 ⇑ 0.48% 469.0 | 470.68 ⇑ 0.64% | 473.0 | 466.0 # 10625 #
National Bank - A 10/100 E:7.98 P:7.27 BV:22.21 | 95%B :-1210
D: 58.00 ⇑ 0.17% 57.90 | 58.55 ⇑ 0.60% | 59.30 | 57.80 # 1339411 #
C: 58.00 ⇑ 0.00% 58.00 | 58.58 ⇑ 0.46% | 59.30 | 58.00 # 244426 #

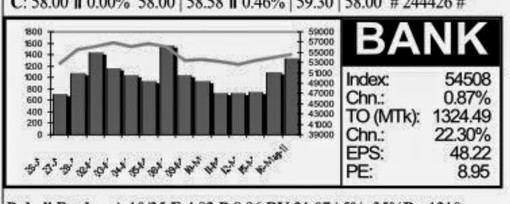

Pubali Bank - A 10/25 E:4.82 P:8.96 BV:21.07 | 5%, 35%B :-1210
C: 43.20 ⇑ 1.41% 42.60 | 43.40 ⇑ 1.28% | 44.00 | 42.70 # 585609 #
C: 43.00 ⇑ 0.70% 42.70 | 43.41 ⇑ 1.17% | 44.00 | 42.70 # 159359 #
Rupali Bank - Z 100/10 E:43.65 P:31.53 BV:1029.20 | 10%B :-1210
D: 1377 ⇑ 2.72% 1340 | 1377 ⇑ 2.51% | 1390 | 1351 # 230 #
UCBL - A 10/50 E:6.00 P:7.38 BV:10.74 | 25%B :-1210
D: 44.30 ⇓ 0.67% 44.60 | 44.68 ⇑ 0.36% | 45.80 | 43.80 # 1959078 #
C: 45.00 ⇑ 2.27% 44.00 | 44.86 ⇑ 0.43% | 45.80 | 44.20 # 644450 #
Uttara Bank - A 10/25 E:5.40 P:11.81 BV:28.28 | 20%, 20%B :-1210
D: 63.80 ⇑ 1.27% 63.00 | 64.22 ⇑ 1.39% | 65.10 | 63.00 # 307950 #
C: 64.00 ⇑ 0.00% 64.00 | 64.43 ⇑ 1.03% | 65.40 | 63.50 # 78075 #
ICB Is. Bank-Z 10/500 E:-2.04 P:-5.83 BV:-8.73 | No Div. :-1210
D: 11.90 ⇑ 0.85% 11.80 | 11.91 ⇑ 0.59% | 12.30 | 11.80 # 375500 #
Eastern Bank - A 10/200 E:5.54 P:9.55 BV:26.74 | 55%B :-1210
D: 52.90 ⇓ 0.56% 53.20 | 53.52 ⇓ 0.34% | 54.10 | 52.60 # 448221 #
C: 53.00 ⇑ 0.00% 53.00 | 53.26 ⇓ 0.39% | 54.00 | 52.60 # 42014 #
Al Arafa Islami B-A 10/250 E:3.21 P:9.78 BV:13.03 | 26%B :-1210
D: 31.40 ⇑ 2.61% 30.60 | 31.50 ⇑ 1.42% | 31.90 | 31.00 # 587260 #
C: 31.00 ⇑ 0.00% 31.00 | 31.55 ⇑ 0.80% | 32.00 | 31.10 # 150550 #
Prime Bank-A 10/250 E:5.69 P:6.91 BV:29.03 | 35%B, 5% :-1210
D: 39.30 ⇑ 3.97% 37.80 | 38.81 ⇑ 2.02% | 39.70 | 37.80 # 1365119 #
C: 39.00 ⇑ 2.63% 38.00 | 38.69 ⇑ 1.20% | 39.20 | 37.80 # 54159 #
Southeast Bank-A 100/50 E:37.67 P:7.78 BV:197.82 | 20%B,10% :-1210
D: 293.3 ⇑ 0.69% 291.3 | 294.97 ⇑ 0.91% | 299.0 | 290.3 # 180548 #
C: 293.0 ⇑ 0.34% 292.0 | 294.93 ⇑ 0.61% | 299.0 | 290.0 # 42677 #
Dhaka Bank -A 10/100 E:4.67 P:8.24 BV:18.33 | 35%B :-1210
D: 38.50 ⇑ 1.05% 38.10 | 38.98 ⇑ 2.31% | 40.00 | 37.90 # 449427 #
C: 39.00 ⇑ 2.63% 38.00 | 38.69 ⇑ 1.60% | 39.50 | 37.10 # 33030 #
N C C Bank -A 10/250 E:4.04 P:7.87 BV:15.75 | 32%B :-1210
D: 31.80 ⇑ 0.00% 31.80 | 32.01 ⇑ 0.38% | 32.50 | 31.60 # 851812 #
C: 32.00 ⇑ 0.31% 31.90 | 32.09 ⇓ 0.25% | 32.50 | 31.80 # 279954 #
Social Invest. B-A 10/250 E:1.89 P:11.64 BV:12.32 | 14%B :-1210
D: 22.00 ⇓ 1.35% 22.30 | 22.31 ⇓ 0.49% | 22.80 | 21.90 # 1228967 #
C: 22.00 ⇓ 0.90% 22.20 | 22.41 ⇑ 0.22% | 22.80 | 22.10 # 286750 #
Dutch Ban. Bnk- A 100/50 E:100.12 P:13.27 BV:350.05 | 30% :-1210
D: 1328 ⇓ 0.17% 1331 | 1342 ⇑ 1.97% | 1379 | 1310 # 15802 #
C: 1331 ⇓ 0.75% 1341 | 1373 ⇑ 3.12% | 1403 | 1330 # 400 #
MutualTrust Bank-A 100/50 E:38.86 P:9.30 BV:172.16 | 20%B :-1210
D: 361.3 ⇑ 0.49% 359.5 | 361.40 ⇑ 0.87% | 368.0 | 356.3 # 59604 #
C: 359.0 ⇑ 0.28% 358.0 | 361.97 ⇑ 0.77% | 367.0 | 358.0 # 737 #
Standard Bank -A 100/50 E:33.71 P:8.74 BV:138.50 | 28%B :-1210
D: 294.8 ⇑ 0.60% 293.0 | 298.79 ⇑ 1.40% | 304.8 | 292.0 # 94950 #
C: 295.0 ⇑ 0.60% 293.3 | 298.73 ⇑ 1.31% | 303.0 | 293.5 # 20542 #
One Bank -A 100/50 E:59.19 P:7.29 BV:152.55 | 55%B :-1210
D: 431.8 ⇑ 0.76% 428.5 | 430.13 ⇓ 0.27% | 443.5 | 418.0 # 223912 #
C: 432.0 ⇑ 0.47% 430.0 | 432.17 ⇑ 0.27% | 444.5 | 420.3 # 22862 #
Bank Asia -A 100/50 E:45.90 P:9.62 BV:167.94 | 40%B :-1210
D: 441.5 ⇑ 0.97% 437.3 | 441.23 ⇑ 0.61% | 445.8 | 433.5 # 24423 #
C: 435.0 ⇑ 0.00% 435.0 | 436.22 ⇑ 0.10% | 440.0 | 420.0 # 1598 #
Mercantile Bank -A 100/50 E:33.64 P:8.72 BV:169.61 | 22%B :-1210
D: 293.5 ⇑ 1.47% 289.3 | 296.96 ⇑ 2.09% | 304.8 | 289.5 # 154379 #
C: 295.0 ⇑ 1.55% 290.5 | 296.65 ⇑ 1.75% | 302.0 | 291.3 # 27667 #
EXIM Bank-A 10/100 E:3.95 P:7.82 BV:13.50 | 35%B :-1210
D: 30.90 ⇑ 0.32% 30.80 | 31.16 ⇑ 0.55% | 31.80 | 30.80 # 877990 #
C: 31.00 ⇑ 0.00% 31.00 | 31.13 ⇑ 0.03% | 31.70 | 30.80 # 104100 #
Jamuna Bank -A 10/250 E:2.94 P:10.71 BV:23.56 | 22%B :-1210
D: 31.50 ⇑ 1.61% 31.00 | 31.63 ⇑ 1.64% | 32.20 | 30.70 # 1294579 #
C: 31.00 ⇑ 0.00% 31.00 | 31.66 ⇑ 1.57% | 32.30 | 31.00 # 199435 #
Brac Bank -A 100/50 E:56.81 P:7.75 BV:291.14 | 10%,20%B :-1210
D: 440.0 ⇓ 0.46% 438.0 | 443.69 ⇑ 1.02% | 450.0 | 438.0 # 67718 #
C: 437.0 ⇓ 0.34% 438.5 | 441.11 ⇑ 0.52% | 448.0 | 435.0 # 4200 #
Shahjalal Islami -A 10/50 E:4.65 P:8.06 BV:15.15 | 30%B :-1210
D: 37.50 ⇑ 0.81% 37.20 | 37.65 ⇑ 1.18% | 38.40 | 36.80 # 1547512 #
C: 37.00 ⇑ 0.00% 37.00 | 37.58 ⇑ 0.94% | 38.50 | 36.90 # 304413 #
Premier Bank -N 10/250 E:4.64 P:6.72 BV:15.65 | 31%B :-1210
D: 31.20 ⇑ 1.30% 30.80 | 31.45 ⇑ 1.42% | 32.10 | 31.00 # 646137 #
C: 31.00 ⇑ 0.00% 31.00 | 31.48 ⇑ 1.16% | 32.10 | 30.70 # 140579 #
Trust Bank-A 100/50 E:47.90 P:8.10 BV:188.84 | 20%B :-1210
D: 388.0 ⇓ 0.19% 388.8 | 394.91 ⇑ 2.01% | 401.8 | 385.0 # 65738 #
C: 390.0 ⇓ 0.76% 393.0 | 395.60 ⇑ 0.88% | 409.0 | 388.0 # 2150 #
First Secu. Bk-A 10/100 E:2.33 P:11.67 BV:12.81 | 12%B :-1210
D: 27.20 ⇑ 1.87% 26.70 | 27.24 ⇑ 1.38% | 27.80 | 26.70 # 852610 #
C: 27.50 ⇑ 2.61% 26.80 | 27.31 ⇑ 1.75% | 27.80 | 26.50 # 298110 #

NON BANKING F I

IDLC Fin. -A 100/20 E:81.37 P:25.70 BV:244.24 | 35%,65%B :-1210
D: 2091 ⇑ 0.01% 2091 | 2099 ⇑ 1.73% | 2145 | 2075 # 17026 #
C: 2084 ⇓ 0.43% 2093 | 2101 ⇑ 1.26% | 2150 | 2071 # 1562 #
United Leasing - A 100/20 E:40.94 P:19.79 BV:171.14 | 7.5%,75%B :-1210
D: 810.3 ⇑ 1.34% 799.5 | 816.96 ⇑ 3.32% | 839.0 | 760.0 # 21580 #
Uttara Finance -A 10/50 E:16.02 P:9.77 BV:62.68 | 40%B :-1210
D: 156.5 ⇑ 2.29% 153.0 | 160.54 ⇑ 6.50% | 164.9 | 154.0 # 179244 #
C: 157.0 ⇑ 3.29% 152.0 | 161.04 ⇑ 7.27% | 165.0 | 155.2 # 10800 #
Midas Financing-A 100/50 E:12.89 P:77.09 BV:90.48 | 35%B :-610
D: 993.8 ⇑ 1.58% 1010 | 1027 ⇑ 1.97% | 1053 | 982.5 # 11750 #
C: 1022 ⇑ 5.14% 972.0 | 1022 ⇑ 5.14% | 1035 | 1000 # 500 #
First LeaseA 100/50 E:27.56 P:29.14 BV:157.60 | 25%B :-1210
D: 803.0 ⇑ 7.50% 747.0 | 802.26 ⇑ 7.84% | 803.0 | 788.0 # 71587 #
C: 786.0 ⇑ 7.38% 732.0 | 785.99 ⇑ 7.16% | 786.3 | 784.0 # 2137 #
People`sLeas.-A 10/100 E:5.41 P:23.05 BV:17.69 | 75%B :-1210
D: 124.7 ⇑ 0.24% 124.4 | 127.52 ⇑ 5.63% | 131.4 | 124.0 # 1365754 #
C: 125.0 ⇑ 0.81% 124.0 | 127.31 ⇑ 5.79% | 131.0 | 124.0 # 211823 #
Prime Finance-A 10/50 E:10.63 P:14.31 BV:21.47 | 80%B :-1210
D: 152.1 ⇓ 1.43% 154.3 | 155.82 ⇑ 3.58% | 160.3 | 150.0 # 425610 #
C: 152.2 ⇓ 1.81% 155.0 | 156.30 ⇑ 3.99% | 159.9 | 151.0 # 32840 #
Premier Leasing-A 100/50 E:26.28 P:26.82 BV:125.84 | 26%B :-1210
D: 704.8 ⇑ 1.11% 697.0 | 713.90 ⇑ 3.48% | 730.0 | 696.0 # 53625 #
C: 702.0 ⇑ 0.43% 699.0 | 710.19 ⇑ 1.62% | 728.8 | 696.0 # 2800 #

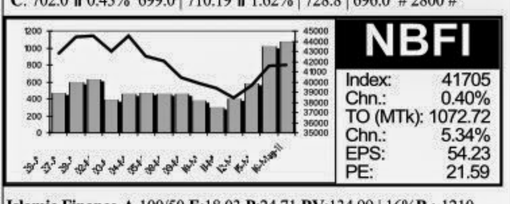

Islamic Finance-A 100/50 E:18.03 P:24.71 BV:134.99 | 16%B :-1210
D: 445.5 ⇓ 1.27% 451.3 | 454.78 ⇑ 2.14% | 480.0 | 440.5 # 27660 #
C: 447.0 ⇑ 0.22% 446.0 | 459.78 ⇑ 3.53% | 476.0 | 442.5 # 2350 #
LankaBangla Fin. -A 10/500 E:4.21 P:42.49 BV:21.50 | 55%B :-1210
D: 178.9 ⇑ 2.98% 184.4 | 183.48 ⇑ 1.67% | 189.0 | 176.0 # 366631 #
C: 178.5 ⇑ 1.92% 182.0 | 183.30 ⇑ 2.73% | 188.5 | 177.0 # 64500 #
B I F C -A 100/50 E:37.26 P:16.45 BV:137.21 | 25%B :-1210
D: 613.0 ⇑ 7.40% 662.0 | 623.60 ⇑ 5.36% | 659.0 | 612.5 # 90824 #
C: 616.0 ⇓ 5.23% 650.0 | 628.28 ⇓ 3.33% | 679.0 | 602.0 # 6100 #
I P D C -A 100/50 E:14.01 P:28.52 BV:208.63 | 10%B :-1209
D: 399.5 ⇓ 0.75% 402.5 | 409.23 ⇑ 3.06% | 430.0 | 396.3 # 17600 #
C: 398.0 ⇓ 1.24% 403.0 | 405.17 ⇑ 1.45% | 425.0 | 393.3 # 4500 #
Union Capital -A 10/500 E:7.17 P:13.70 BV:12.78 | 75%B :-1210
D: 98.20 ⇑ 3.70% 94.70 | 99.67 ⇑ 6.71% | 103.0 | 96.90 # 994137 #
C: 98.00 ⇑ 4.26% 94.00 | 99.66 ⇑ 7.66% | 110.0 | 95.00 # 160000 #
BD Finance-A 10/100 E:4.58 P:21.05 BV:17.35 | 22%B :-1210
D: 96.40 ⇑ 5.59% 91.30 | 97.98 ⇑ 7.85% | 99.50 | 95.60 # 198200 #
C: 96.00 ⇑ 5.49% 91.00 | 97.21 ⇑ 8.31% | 98.90 | 95.00 # 100000 #
Intl. Leasing-A 100/50 E:29.29 P:39.02 BV:129.28 | 60%B :-1210
D: 1143 ⇓ 3.44% 1184 | 1155 ⇓ 2.36% | 1189 | 1140 # 32003 #
C: 1143 ⇓ 3.30% 1182 | 1154 ⇓ 3.31% | 1160 | 1143 # 1650 #
Phoenix Fin.-A 100/50 E:33.78 P:26.15 BV:226.76 | 35%B :-1210
D: 883.3 ⇑ 6.48% 829.5 | 885.09 ⇑ 6.98% | 891.5 | 865.0 # 29830 #
C: 850.0 ⇑ 7.46% 791.0 | 849.63 ⇑ 7.48% | 849.8 | 849.0 # 300 #
FAS Fin. & Inv. Ltd-A 100/50 E:17.26 P:27.33 BV:186.27 | 15%B :-1210
D: 471.8 ⇓ 1.10% 477.0 | 477.56 ⇑ 2.94% | 496.0 | 463.0 # 10200 #
C: 465.0 ⇓ 3.93% 484.0 | 472.94 ⇑ 1.29% | 490.0 | 460.0 # 2200 #
Delta Brac HFCL-N 100/50 E:59.20 P:32.66 BV:238.40 | 10%, 25%B :-610
D: 1934 ⇑ 0.26% 1929 | 1950 ⇑ 1.23% | 1995 | 1911 # 8836 #
C: 1969 ⇑ 1.76% 1935 | 1941 ⇑ 0.31% | 1969 | 1913 # 1650 #
National H Fin.-N 100/50 E:31.16 P:26.24 BV:155.71 | 10%,10%B :-1210
D: 817.8 ⇑ 7.49% 760.8 | 817.75 ⇑ 7.49% | 817.8 | 817.8 # 5450 #
C: 833.0 ⇑ 7.48% 775.0 | 833.00 ⇑ 7.48% | 833.0 | 833.0 # 9950 #
Bay Leasing -A 100/50 E:112.00 P:15.65 BV:407.00 | 10%,50%B :-1210
D: 1753 ⇓ 0.69% 1765 | 1774 ⇑ 1.61% | 1815 | 1740 # 98101 #
C: 1750 ⇓ 1.19% 1771 | 1777 ⇑ 0.94% | 1817 | 1740 # 9000 #

INVESTMENT

ICB -A 100/50 E:68.18 P:53.03 BV:230.00 | 15%, 25%B :-610
D: 3616 ⇓ 1.99% 3689 | 3616 ⇓ 2.00% | 3680 | 3527 # 1263 #
1st ICB M F -A 100/5 E:385.24 P:27.21 BV:3217.58 | 400% :-610
D: 10481 ⇑ 0.02% 10479 | 10480 ⇑ 0.01% | 10600 | 10479 # 615 #
2nd ICB M F -A 100/5 E:135.55 P:29.51 BV:480.33 | 200% :-609
D: 4000 ⇑ 0.00% 4000 | 4000 ⇑ 0.00% | 4000 | 4000 # 1060 #
3rd ICB M F-A 100/5 E:121.40 P:21.03 BV:415.05 | 140% :-609
D: 2553 ⇑ 0.01% 2553 | 2553 ⇓ 0.16% | 2570 | 2553 # 1505 #
4th ICB M F-A 100/10 E:114.28 P:20.37 BV:586.36 | 125% :-609
D: 2328 ⇓ 1.44% 2362 | 2328 ⇓ 1.43% | 2363 | 2252 # 320 #
5th ICB M F-A 100/10 E:78.56 P:20.98 BV:508.06 | 100% :-609
D: 1648 ⇑ 0.35% 1642 | 1648 ⇑ 0.35% | 1648 | 1648 # 10 #
6th ICB M F-A 100/10 E:50.00 P:12.88 BV:196.03 | 75% :-609
D: 643.8 ⇑ 1.60% 654.3 | 644.48 ⇑ 1.60% | 657.0 | 643.0 # 1460 #
C: 592.0 ⇓ 5.13% 624.0 | 592.00 ⇓ 5.13% | 592.0 | 592.0 # 10 #
7th ICB M F-A 100/50 E:50.00 P:23.92 BV:271.70 | 70% :-609
D: 1196 ⇓ 0.52% 1202 | 1196 ⇓ 0.52% | 1220 | 1172 # 100 #
8th ICB M F-A 100/50 E:42.85 P:16.43 BV:215.35 | 65% :-609
D: 704.0 ⇓ 3.92% 732.8 | 704.13 ⇓ 3.91% | 704.5 | 703.3 # 300 #
1st BSRS M F-A 100/50 E:18.87 P:77.05 BV:139.55 | 15% :-609
D: 1454 ⇑ 2.38% 1420 | 1452 ⇑ 1.41% | 1490 | 1420 # 3150 #
AIMS First -A 1/2500 E:0.36 P:19.89 BV:2.25 | 10%1B:5 :-607
D: 7.16 ⇓ 1.38% 7.26 | 7.23 ⇓ 0.55% | 7.34 | 7.12 # 3380250 #
C: 7.00 ⇑ 0.00% 7.00 | 7.23 ⇓ 0.41% | 7.33 | 7.15 # 816750 #
ICB AMCL1stMF-A 100/50 E:37.98 P:16.25 BV:170.99 | 50% :-610
D: 617.0 ⇑ 1.02% 610.8 | 617.00 ⇑ 1.02% | 617.0 | 617.0 # 50 #
ICB A. IslamicMF-A 100/50 E:26.60 P:13.64 BV:142.70 | 35% :-610
D: 362.8 ⇓ 4.60% 380.3 | 363.89 ⇓ 3.82% | 370.5 | 360.0 # 1800 #
Grameen M F 1-A 10/500 E:3.45 P:22.84 BV:34.65 | 71% :-609
D: 78.80 ⇓ 4.48% 82.50 | 80.66 ⇓ 1.91% | 82.80 | 78.20 # 102500 #
C: 79.00 ⇓ 4.82% 83.00 | 79.85 ⇓ 3.52% | 81.00 | 79.00 # 15000 #
ICB A. 1st NRB -A 100/50 E:25.44 P:15.88 BV:112.76 | 35% :-610
D: 404.0 ⇓ 0.98% 408.0 | 404.01 ⇓ 0.98% | 410.0 | 401.0 # 1650 #
ICB A. 2nd NRB -A 100/50 E:14.15 P:12.72 BV:100.00 | 22.0% :-610
D: 180.0 ⇓ 1.37% 182.5 | 181.29 ⇓ 0.31% | 183.0 | 178.5 # 5900 #
C: 180.0 ⇓ 1.10% 182.0 | 179.38 ⇓ 1.44% | 181.0 | 175.5 # 200 #
Grameen1:Sch.2 -A 10/500 E:1.20 P:17.33 BV:12.70 | 11.50% :-609
D: 20.80 ⇓ 0.95% 21.00 | 21.10 ⇓ 0.47% | 21.60 | 20.80 # 331500 #
C: 20.90 ⇓ 0.95% 21.10 | 21.12 ⇓ 0.19% | 21.50 | 20.80 # 119000 #
Prime Fin. 1st MF-A 10/500 E:1.40 P:14.57 BV:10.00 | 12.5% :-609
D: 20.40 ⇓ 0.49% 20.50 | 20.64 ⇓ 0.43% | 21.50 | 20.30 # 86000 #
C: 20.00 ⇓ 4.76% 21.00 | 20.36 ⇓ 2.54% | 20.50 | 20.30 # 4000 #
EBL 1st MF-A 10/500 E:0.00 P: BV:10.00 | :-
D: 12.60 ⇓ 1.56% 12.80 | 12.72 ⇓ 0.70% | 12.90 | 12.60 # 132500 #
C: 12.70 ⇓ 2.31% 13.00 | 12.73 ⇓ 1.09% | 12.80 | 12.70 # 3500 #
AMCL 2nd MF-A 100/50 E:0.00 P: BV:100.00 | 14% :-610
D: 127.5 ⇑ 0.00% 127.5 | 127.63 ⇓ 0.40% | 130.0 | 127.0 # 12050 #
C: 126.0 ⇑ 1.61% 124.0 | 125.31 ⇑ 1.54% | 126.5 | 124.3 # 2600 #
ICB Emp.PMF-A 10/500 E:0.00 P: BV:10.00 | 11.50% :-610
D: 12.40 ⇓ 0.80% 12.50 | 12.47 ⇓ 0.32% | 12.70 | 12.30 # 309500 #
C: 12.00 ⇑ 0.00% 12.00 | 12.40 ⇑ 0.08% | 12.50 | 12.30 # 23500 #
Trust Bk 1st MF-A 10/500 E:0.00 P: BV:10.00 | :-
D: 11.40 ⇓ 0.87% 11.50 | 11.49 ⇓ 0.26% | 11.60 | 11.40 # 603000 #
C: 11.00 ⇓ 8.33% 12.00 | 11.42 ⇓ 0.17% | 11.50 | 11.30 # 31000 #
Prime Bk 1st MF-A 10/500 E:0.00 P: BV:10.00 | 10% :-610
D: 9.70 ⇓ 1.02% 9.80 | 9.87 ⇑ 0.61% | 10.10 | 9.60 # 174500 #
C: 9.90 ⇓ 1.00% 10.00 | 9.83 ⇑ 0.31% | 9.90 | 9.70 # 12000 #
DBH 1st MF-A 10/500 E:0.00 P: BV:10.00 | 7% :-610
D: 11.50 ⇑ 0.00% 11.50 | 11.61 ⇑ 0.35% | 11.70 | 11.40 # 489000 #
C: 11.40 ⇑ 3.64% 11.00 | 11.47 ⇑ 0.17% | 11.60 | 11.40 # 67000 #

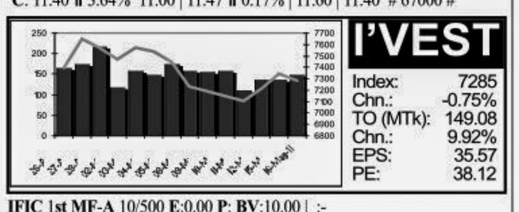

IFIC 1st MF-A 10/500 E:0.00 P: BV:10.00 | :-
D: 10.80 ⇓ 0.92% 10.90 | 10.95 ⇓ 0.36% | 11.10 | 10.80 # 253000 #
C: 11.00 ⇑ 0.00% 11.00 | 10.93 ⇑ 1.02% | 11.00 | 10.90 # 6500 #
Phoenix Fin. 1st MF-A 10/500 E:0.00 P: BV:10.00 | :-
D: 14.40 ⇑ 2.13% 14.10 | 14.85 ⇑ 5.92% | 15.50 | 14.20 # 504500 #
C: 14.00 ⇑ 0.00% 14.00 | 14.06 ⇑ 5.08% | 14.30 | 13.90 # 45000 #
ICB AMCL3rd NRB MF-A 10/500 E:0.00 P: BV:10.00 | :-
D: 8.90 ⇓ 3.26% 9.20 | 9.07 ⇓ 1.63% | 9.40 | 8.90 # 437500 #
C: 9.00 ⇑ 0.00% 9.00 | 9.12 ⇓ 0.76% | 9.20 | 9.10 # 15500 #
1st Janata Bank MF-A 10/500 E:0.00 P: BV:0.00 | :-
D: 8.50 ⇓ 1.16% 8.60 | 8.58 ⇓ 0.12% | 8.70 | 8.50 # 238000 #
C: 9.00 ⇑ 0.00% 9.00 | 8.53 ⇓ 1.16% | 8.60 | 8.40 # 54000 #
Green Delta M.F.-A 10/500 E:0.00 P: BV:0.00 | :-
D: 7.90 ⇓ 1.25% 8.00 | 8.00 ⇓ 0.62% | 8.20 | 7.80 # 1464500 #
C: 8.00 ⇑ 0.00% 8.00 | 8.04 ⇓ 1.47% | 8.20 | 8.00 # 75500 #
Popular Life 1st M.F.-A 10/500 E:0.00 P: BV:0.00 | :-
D: 8.00 ⇑ 0.00% 8.00 | 8.05 ⇓ 0.74% | 8.20 | 7.90 # 799000 #
C: 8.00 ⇑ 0.00% 8.00 | 8.02 ⇓ 0.74% | 8.10 | 7.90 # 52000 #
IFIL Islamic M.F.1-A 10/500 E:0.00 P: BV:0.00 | :-
D: 7.70 ⇑ 0.00% 7.70 | 7.75 ⇑ 0.78% | 7.90 | 7.60 # 589500 #
C: 8.00 ⇑ 0.00% 8.00 | 7.66 ⇓ 0.78% | 7.70 | 7.60 # 49000 #
PHP 1st M. F.-A 10/500 E:0.00 P: BV:0.00 | :-
D: 7.90 ⇓ 2.47% 8.10 | 8.04 ⇑ 0.00% | 8.30 | 7.90 # 394000 #
C: 8.00 ⇑ 0.00% 8.00 | 8.01 ⇓ 0.12% | 8.10 | 7.90 # 99000 #
AIBL 1st Is. M. F.-A 10/500 E:0.00 P: BV:0.00 | :-
D: 8.90 ⇑ 0.00% 8.90 | 8.91 ⇑ 0.68% | 9.00 | 8.70 # 80000 #
C: 9.00 ⇑ 0.00% 9.00 | 8.93 ⇑ 1.94% | 9.00 | 8.80 # 4000 #
MBL 1st M. F.-A 10/500 E:0.00 P: BV:0.00 | :-
D: 8.30 ⇓ 5.68% 8.80 | 8.33 ⇓ 5.34% | 8.80 | 8.10 # 3000 #
C: 8.10 ⇓ 4.71% 8.50 | 8.05 ⇓ 5.29% | 8.10 | 8.00 # 1000 #

ENGINEERING

Aftab Auto.-A 10/50 E:15.08 P:17.08 BV:55.51 | 10%, 30%B :-810
D: 257.6 ⇓ 1.26% 260.9 | 262.89 ⇑ 2.07% | 269.0 | 255.0 # 443530 #
C: 259.0 ⇓ 1.15% 262.0 | 263.96 ⇑ 3.00% | 270.6 | 256.0 # 182690 #
Aziz PipesZ 100/5 E:7.18 P:54.46 BV:-383.45 | No Div. :-1210
D: 391.0 ⇓ 0.32% 392.3 | 385.55 ⇓ 0.41% | 412.0 | 370.3 # 2255 #
C: 393.5 ⇓ 3.79% 409.0 | 393.50 ⇓ 0.33% | 393.5 | 393.5 # 25 #
Olympic Ind. -A 100/50 E:54.89 P:37.48 BV:144.42 | 10%, 50%B :-610
D: 2058 ⇓ 0.81% 2074 | 2080 ⇑ 0.77% | 2145 | 2040 # 24636 #
C: 2060 ⇑ 2.64% 2007 | 2091 ⇑ 4.20% | 2106 | 2060 # 1050 #

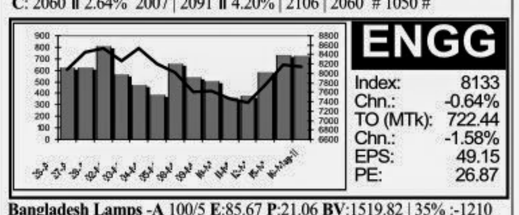

Bangladesh Lamps -A 100/5 E:85.67 P:21.06 BV:1519.82 | 35% :-1210
D: 1805 ⇓ 2.20% 1845 | 1825 ⇓ 0.60% | 1860 | 1771 # 2145 #
C: 1801 ⇓ 0.61% 1812 | 1800 ⇓ 0.63% | 1801 | 1800 # 25 #
Eastern Cables-B 100/10 E:0.78 P:885.3 BV:156.76 | 5% :-1209
D: 690.5 ⇓ 2.37% 707.3 | 699.59 ⇓ 1.97% | 717.0 | 680.5 # 3424 #
Monno Jutex -A 100/5 E:7.50 P:324.1 BV:1613.33 | 20%B :-610
D: 2431 ⇑ 5.00% 2315 | 2431 ⇑ 5.26% | 2431 | 2431 # 205 #
Monno Stafllers -A 100/5 E:39.09 P:62.93 BV:396.50 | 15% :-1210
D: 2460 ⇑ 4.99% 2343 | 2460 ⇑ 4.95% | 2460 | 2460 # 50 #
Singer BD -A 100/5 E:87.29 P:33.95 BV:799.77 | 600%, 75%B :-1210
D: 2964 ⇑ 1.41% 2923 | 2978 ⇑ 3.07% | 3020 | 2896 # 8459 #
C: 2930 ⇑ 0.83% 2906 | 2964 ⇑ 2.83% | 3000 | 2920 # 761 #
Atlas BD-A 10/50 E:16.19 P:20.44 BV:39.28 | 100%, 1B:3 :-610
D: 330.9 ⇓ 1.58% 336.2 | 336.06 ⇓ 0.46% | 345.0 | 329.0 # 38030 #
BD. Autocars -B 100/5 E:5.37 P:93.95 BV:57.62 | 5%B :-610
D: 504.5 ⇓ 1.27% 511.0 | 513.91 ⇑ 1.00% | 528.0 | 501.0 # 1925 #
Quasem Drycells -A 10/500 E:1.74 P:52.76 BV:22.53 | 20%B :-610
D: 91.80 ⇓ 1.29% 93.00 | 93.98 ⇑ 1.25% | 96.90 | 90.70 # 195700 #
C: 92.30 ⇓ 1.81% 94.00 | 93.74 ⇓ 0.51% | 94.00 | 92.30 # 7100 #
Renwick Jajneswar-Z 100/5 E:35.57 P:24.82 BV:-273.62 | 10% :-609
D: 882.8 ⇑ 6.81% 826.5 | 883.88 ⇑ 6.94% | 888.0 | 854.0 # 355 #
National Tubes -A 100/10 E:35.70 P:27.10 BV:297.85 | 25% :-610
D: 967.5 ⇓ 1.90% 986.3 | 982.08 ⇑ 0.94% | 1029 | 960.0 # 2204 #
BD. Thai Alum -A 100/10 E:19.63 P:32.18 BV:424.80 | 25%B :-1210
D: 631.8 ⇓ 1.60% 642.0 | 650.95 ⇑ 2.27% | 675.0 | 617.5 # 42631 #
C: 636.0 ⇓ 1.24% 644.0 | 649.47 ⇑ 1.48% | 680.0 | 630.0 # 3960 #
Kay & Que (BD) -A 100/50 E:4.53 P:82.12 BV:105.22 | 5%B :-1210
D: 372.0 ⇑ 8.69% 342.3 | 371.01 ⇑ 8.40% | 372.0 | 365.3 # 10450 #
C: 323.3 ⇑ 3.61% 312.0 | 323.25 ⇑ 3.61% | 323.3 | 323.3 # 50 #
Rangpur Foundry -A 10/500 E:2.23 P:40.40 BV:15.29 | 21% :-1210
D: 90.10 ⇓ 1.31% 91.30 | 90.50 ⇓ 1.51% | 92.90 | 88.20 # 58500 #
C: 85.00 ⇓ 7.61% 92.00 | 89.58 ⇓ 2.40% | 91.20 | 84.70 # 2000 #
S. Alam Steel -A 100/50 E:16.30 P:34.13 BV:201.36 | 5%, 10%B :-910
D: 556.3 ⇓ 3.09% 574.0 | 567.08 ⇓ 1.37% | 585.0 | 552.0 # 65341 #
C: 558.0 ⇓ 2.79% 574.0 | 568.41 ⇓ 0.68% | 586.0 | 555.0 # 11811 #
Golden Son -A 10/500 E:3.22 P:21.52 BV:26.47 | 5%,10%B :-1210
D: 69.30 ⇑ 3.43% 67.00 | 69.85 ⇑ 4.13% | 71.50 | 68.10 # 1658224 #
C: 69.00 ⇑ 2.99% 67.00 | 70.06 ⇑ 4.19% | 71.00 | 68.90 # 90000 #
BSRM Steels-A 100/50 E:48.22 P:29.62 BV:65.59 | 20%B :-1210
D: 1428 ⇑ 1.79% 1454 | 1448 ⇑ 1.16% | 1475 | 1420 # 97664 #
C: 1428 ⇑ 1.50% 1450 | 1451 ⇑ 1.35% | 1471 | 1416 # 10300 #
Navana CNG-A 10/100 E:6.68 P:22.44 BV:20.24 | 10%, 20%B :-310
D: 149.9 ⇓ 1.19% 151.7 | 151.72 ⇑ 1.08% | 155.7 | 148.1 # 145040 #
C: 150.0 ⇓ 0.66% 151.0 | 151.47 ⇑ 1.30% | 155.0 | 148.6 # 15420 #
Deshbandhu Polymer-N 10/500 E:3.47 P:20.43 BV:13.63 | :-
D: 70.90 ⇓ 2.61% 72.80 | 72.39 ⇓ 0.84% | 74.20 | 70.60 # 521000 #
C: 71.00 ⇓ 3.27% 73.40 | 72.69 ⇓ 1.17% | 76.00 | 70.30 # 81500 #
National Polymer -A 100/10 E:24.27 P:32.31 BV:411.86 | 18% :-610
D: 784.3 ⇓ 4.27% 819.3 | 805.73 ⇓ 0.67% | 830.0 | 770.8 # 4390 #
C: 795.3 ⇓ 0.34% 798.0 | 803.92 ⇑ 0.74% | 844.0 | 790.3 # 90 #

FOOD & ALLIED

Apex Foods