TRADED ISSUES May 12, 2011

Company -Catagory Mark Face Value/Market Lot | EPS | PE | BV | Latest Dividend :- YearEnd
DSE/CSE: Closing ⇓⇑ Change % LastDay | Average |Change ⇓⇑ %| High | Low # Trade Volume (Share)

BANK

AB Bank - A 100/5 E:124.47 P:5.87 BV:441.36 | 10%, 15%B :-1210
D: 731.3 ⇑ 3.10% 709.3 | 721.13 ⇑ 0.65% | 738.0 | 706.0 # 55997 #
C: 737.0 ⇑ 3.66% 711.0 | 722.61 ⇑ 0.56% | 740.0 | 701.3 # 21925 #

City Bank - A 100/5 E:45.65 P:9.79 BV:227.87 | 30%B :-1210
D: 446.8 ⇑ 1.30% 441.0 | 443.71 ⇑ 1.30% | 450.0 | 433.5 # 31247 #
C: 450.5 ⇑ 2.62% 439.0 | 445.70 ⇑ 2.21% | 455.0 | 435.0 # 3760 #

IFIC Bank - A 100/5 E:76.34 P:10.01 BV:264.49 | 27%B :-1210
D: 764.5 ⇑ 2.27% 747.5 | 758.40 ⇑ 2.37% | 772.8 | 737.0 # 19555 #
C: 766.0 ⇑ 3.30% 741.5 | 753.76 ⇑ 2.32% | 770.0 | 740.0 # 1010 #

Islami Bank - A 100/10 E:44.60 P:10.34 BV:234.76 | 35%B :-1210
D: 461.0 ⇑ 0.77% 457.5 | 460.97 ⇑ 0.57% | 463.0 | 455.3 # 44390 #
C: 460.0 ⇑ 1.10% 455.0 | 459.21 ⇑ 0.62% | 462.5 | 456.0 # 4530 #

National Bank - A 10/100 E:7.98 P:7.21 BV:22.21 | 95%B :-1210
D: 57.50 ⇑ 1.59% 56.60 | 57.21 ⇑ 1.22% | 58.10 | 55.80 # 1045083 #
C: 57.70 ⇑ 3.04% 56.00 | 57.01 ⇑ 0.74% | 57.90 | 55.90 # 178780 #

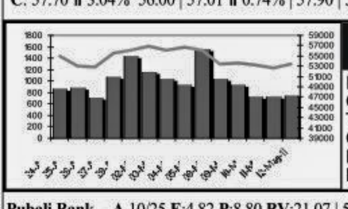

BANK
Index: 53443
Chn.: 1.58%
TO (MTk): 737.54
Chn.: 1.43%
EPS: 48.22
PE: 8.68

Pubali Bank - A 10/25 E:4.82 P:8.80 BV:21.07 | 5%, 35%B :-1210
D: 42.40 ⇑ 0.24% 42.30 | 41.74 ⇓ 2.16% | 43.00 | 40.10 # 535079 #
C: 42.00 ⇑ 0.00% 42.00 | 41.93 ⇓ 1.73% | 50.00 | 35.00 # 121648 #

Rupali Bank - Z 100/10 E:43.65 P:30.50 BV:1029.20 | 10%B :-1210
D: 1332 ⇑ 2.40% 1300 | 1333 ⇑ 2.48% | 1349 | 1318 # 520 #
C: 1300 ⇑ 0.00% 1300 | 1300 ⇑ 0.00% | 1300 | 1300 # 20 #

UCBL - A 10/50 E:6.00 P:7.37 BV:10.74 | 25%B :-1210
D: 44.20 ⇑ 1.38% 43.60 | 43.86 ⇑ 0.99% | 44.60 | 42.90 # 1161625 #
C: 44.00 ⇑ 2.33% 43.00 | 43.93 ⇑ 1.22% | 44.70 | 42.80 # 417700 #

Uttara Bank - A 10/25 E:5.40 P:11.56 BV:28.28 | 20%, 20%B :-1210
D: 62.40 ⇑ 1.63% 61.40 | 61.66 ⇑ 0.46% | 62.80 | 60.90 # 211375 #
C: 63.00 ⇑ 3.28% 61.00 | 62.25 ⇑ 1.24% | 63.00 | 61.20 # 32675 #

ICB Is. Bank-Z 10/500 E:-2.04 P:-5.74 BV:-8.73 | No Div. :-1210
D: 11.70 ⇑ 0.00% 11.70 | 11.61 ⇓ 0.34% | 11.90 | 11.40 # 360000 #

Eastern Bank - A 10/200 E:5.54 P:9.75 BV:26.74 | 55%B :-1210
D: 54.00 ⇑ 0.75% 53.60 | 53.76 ⇑ 1.41% | 54.20 | 52.80 # 284700 #
C: 54.00 ⇑ 1.89% 53.00 | 53.60 ⇑ 2.10% | 53.90 | 52.70 # 47630 #

Al Arafa Islami B-A 10/250 E:3.21 P:9.66 BV:13.03 | 26%B :-1210
D: 31.00 ⇑ 1.64% 30.50 | 30.96 ⇑ 1.21% | 31.30 | 30.20 # 305786 #
C: 31.00 ⇑ 0.00% 31.00 | 30.94 ⇑ 1.08% | 31.50 | 30.50 # 122500 #

Prime Bank-A 10/250 E:5.69 P:6.68 BV:29.03 | 35%B, 5% :-1210
D: 38.00 ⇑ 0.53% 37.80 | 37.83 ⇑ 0.77% | 38.20 | 36.80 # 360548 #
C: 38.00 ⇑ 1.33% 37.50 | 38.06 ⇑ 1.79% | 38.50 | 36.80 # 36177 #

Southeast Bank-A 100/50 E:37.67 P:7.76 BV:197.82 | 20%B,10% :-1210
D: 292.3 ⇑ 0.78% 290.0 | 290.49 ⇑ 0.74% | 294.5 | 285.0 # 97772 #
C: 291.5 ⇑ 1.22% 288.0 | 290.59 ⇑ 1.21% | 294.0 | 286.3 # 21796 #

Dhaka Bank -A 10/100 E:4.67 P:7.92 BV:18.33 | 35%B :-1210
D: 37.00 ⇑ 0.27% 36.90 | 37.01 ⇑ 0.79% | 37.40 | 35.70 # 415119 #
C: 37.00 ⇑ 0.54% 36.80 | 37.18 ⇑ 0.68% | 37.40 | 36.50 # 15090 #

N C C Bank -A 10/250 E:4.04 P:7.87 BV:15.75 | 32%B :-1210
D: 31.80 ⇑ 1.60% 31.30 | 31.59 ⇑ 0.45% | 32.00 | 31.10 # 656462 #
C: 32.00 ⇑ 3.23% 31.00 | 31.85 ⇑ 1.30% | 32.30 | 31.10 # 189360 #

Social Invest. B-A 10/250 E:1.89 P:11.69 BV:12.32 | 14%B :-1210
D: 22.10 ⇑ 1.84% 21.70 | 21.90 ⇑ 1.01% | 22.30 | 21.30 # 613126 #
C: 22.00 ⇑ 0.00% 22.00 | 21.94 ⇑ 0.60% | 22.20 | 21.00 # 174970 #

Dutch Ban. Bnk- A 100/50 E:100.12 P:12.62 BV:350.05 | 30% :-1210
D: 1263 ⇑ 1.71% 1242 | 1257 ⇑ 1.03% | 1274 | 1231 # 7900 #

MutualTrust Bank-A 100/50 E:38.86 P:9.32 BV:172.16 | 20%B :-1210
D: 362.0 ⇓ 0.14% 362.5 | 362.06 ⇑ 0.16% | 365.8 | 355.5 # 37665 #
C: 361.0 ⇑ 0.07% 360.8 | 360.36 ⇑ 0.52% | 363.0 | 357.5 # 2866 #

Standard Bank -A 100/50 E:33.71 P:8.57 BV:138.50 | 28%B :-1210
D: 289.0 ⇑ 0.61% 287.3 | 286.08 ⇓ 0.20% | 292.0 | 278.0 # 39800 #
C: 290.0 ⇑ 1.40% 286.0 | 288.30 ⇑ 1.53% | 290.0 | 285.0 # 7499 #

One Bank -A 100/50 E:59.19 P:7.45 BV:152.55 | 55%B :-1210
D: 441.3 ⇑ 1.26% 435.8 | 440.24 ⇑ 1.74% | 445.5 | 428.3 # 100398 #
C: 441.0 ⇑ 1.38% 435.0 | 439.72 ⇑ 1.41% | 445.0 | 434.0 # 6672 #

Bank Asia -A 100/50 E:45.90 P:9.50 BV:167.94 | 40%B :-1210
D: 436.0 ⇑ 1.51% 429.5 | 430.23 ⇑ 0.87% | 439.0 | 421.0 # 11385 #
C: 430.0 ⇑ 2.38% 420.0 | 429.38 ⇑ 2.23% | 434.0 | 425.0 # 600 #

Mercantile Bank -A 100/50 E:33.64 P:8.55 BV:169.61 | 22%B :-1210
D: 287.5 ⇑ 0.09% 287.3 | 287.53 ⇑ 0.62% | 290.0 | 280.5 # 83491 #
C: 286.8 ⇑ 1.24% 283.3 | 286.51 ⇑ 0.86% | 289.8 | 282.5 # 11454 #

EXIM Bank-A 10/100 E:3.95 P:7.75 BV:13.50 | 35%B :-1210
D: 30.60 ⇑ 1.32% 30.20 | 30.61 ⇑ 1.46% | 30.90 | 30.00 # 633927 #
C: 31.00 ⇑ 3.33% 30.00 | 30.72 ⇑ 1.22% | 31.10 | 30.00 # 97850 #

Jamuna Bank -A 10/250 E:2.94 P:10.31 BV:23.56 | 22%B :-1210
D: 30.30 ⇑ 0.33% 30.20 | 30.05 ⇓ 0.50% | 31.00 | 29.20 # 1518436 #
C: 30.00 ⇑ 0.00% 30.00 | 30.34 ⇑ 0.90% | 30.90 | 29.80 # 108666 #

Brac Bank -A 100/50 E:56.81 P:7.61 BV:291.14 | 10%,20%B :-1210
D: 432.3 ⇑ 0.58% 429.8 | 433.05 ⇑ 0.70% | 437.0 | 427.8 # 24684 #
C: 436.0 ⇑ 1.63% 429.0 | 434.71 ⇑ 1.41% | 439.0 | 431.0 # 3780 #

Shahjalal Islami -A 10/50 E:4.65 P:7.96 BV:15.15 | 30%B :-1210
D: 37.00 ⇑ 0.00% 37.00 | 37.15 ⇑ 0.84% | 38.00 | 36.40 # 852380 #
C: 37.00 ⇑ 0.00% 37.00 | 37.17 ⇑ 0.87% | 37.70 | 36.50 # 198900 #

Premier Bank -N 10/250 E:4.64 P:6.66 BV:15.65 | 31%B :-1210
D: 30.90 ⇑ 1.31% 30.50 | 30.68 ⇑ 0.69% | 31.20 | 29.80 # 418681 #
C: 31.00 ⇑ 3.33% 30.00 | 30.96 ⇑ 1.31% | 31.30 | 30.30 # 80963 #

Trust Bank-A 100/50 E:47.90 P:7.93 BV:188.84 | 20%B :-1210
D: 379.8 ⇓ 0.33% 381.0 | 380.98 ⇑ 0.30% | 388.0 | 375.0 # 45236 #
C: 383.0 ⇓ 1.03% 387.0 | 379.95 ⇓ 1.82% | 389.0 | 375.0 # 250 #

First Secu. Bk-A 10/100 E:2.33 P:11.33 BV:12.81 | 12%B :-1210
D: 26.40 ⇑ 4.76% 25.20 | 25.99 ⇑ 4.34% | 26.50 | 24.80 # 607960 #
C: 26.30 ⇑ 5.20% 25.00 | 25.85 ⇑ 4.02% | 26.50 | 24.70 # 433620 #

NON BANKING F I

IDLC Fin. -A 100/20 E:81.37 P:24.51 BV:244.24 | 35%,65%B :-1210
D: 1995 ⇑ 2.54% 1945 | 1967 ⇑ 0.56% | 1999 | 1922 # 17599 #
C: 1994 ⇑ 3.05% 1935 | 1972 ⇑ 1.57% | 2000 | 1910 # 991 #

United Leasing - A 100/20 E:40.94 P:18.17 BV:171.14 | 7.5%,75%B :-1210
D: 744.0 ⇑ 6.02% 701.8 | 729.07 ⇑ 4.00% | 753.0 | 685.0 # 12060 #

Uttara Finance -A 10/50 E:16.02 P:8.69 BV:62.68 | 40%B :-1210
D: 139.2 ⇑ 6.18% 131.1 | 135.23 ⇑ 3.47% | 141.0 | 129.3 # 102670 #
C: 138.0 ⇑ 6.15% 130.0 | 135.82 ⇑ 4.18% | 140.0 | 131.0 # 3950 #

Midas Financing-A 100/50 E:12.89 P:73.62 BV:90.48 | 35%B :-610
D: 949.0 ⇑ 7.02% 886.8 | 932.48 ⇑ 7.36% | 949.3 | 871.3 # 7834 #
C: 909.8 ⇑ 6.90% 851.0 | 909.64 ⇑ 6.89% | 913.3 | 895.0 # 350 #

First LeaseA 100/50 E:27.56 P:25.22 BV:157.60 | 25%B :-1210
D: 695.0 ⇑ 7.46% 646.8 | 682.16 ⇑ 4.15% | 695.3 | 642.0 # 29721 #
C: 682.3 ⇑ 6.39% 641.3 | 681.21 ⇑ 6.25% | 689.3 | 645.0 # 831 #

People`sLeas.-A 10/100 E:5.41 P:20.94 BV:17.69 | 75%B :-1210
D: 113.3 ⇑ 5.99% 106.9 | 109.26 ⇑ 0.91% | 114.0 | 103.5 # 648000 #
C: 113.3 ⇑ 5.89% 107.0 | 109.20 ⇑ 0.24% | 114.0 | 103.8 # 137000 #

Prime Finance-A 10/50 E:10.63 P:13.24 BV:21.47 | 80%B :-1210
D: 140.7 ⇑ 3.68% 135.7 | 136.46 ⇑ 0.43% | 143.0 | 130.0 # 264096 #
C: 140.9 ⇑ 4.37% 135.0 | 136.70 ⇑ 0.56% | 142.8 | 131.8 # 26950 #

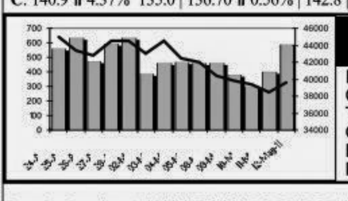

NBFI
Index: 39644
Chn.: 3.08%
TO (MTk): 587.52
Chn.: 48.10%
EPS: 54.41
PE: 19.22

Premier Leasing-A 100/50 E:26.28 P:24.70 BV:125.84 | 26%B :-1210
D: 649.0 ⇑ 7.49% 603.8 | 639.47 ⇑ 4.67% | 649.0 | 604.0 # 38450 #
C: 653.0 ⇑ 7.40% 608.0 | 645.71 ⇑ 4.50% | 653.0 | 582.0 # 2400 #

Islamic Finance-A 100/50 E:18.03 P:23.03 BV:134.99 | 16%B :-1210
D: 415.3 ⇑ 8.70% 382.0 | 407.26 ⇑ 5.96% | 415.3 | 381.0 # 31955 #
C: 410.3 ⇑ 7.68% 381.0 | 410.27 ⇑ 6.49% | 414.5 | 382.5 # 2802 #

LankaBangla Fin. -A 10/500 E:4.21 P:39.88 BV:21.50 | 55%B :-1210
D: 167.9 ⇑ 4.81% 160.2 | 164.29 ⇑ 2.18% | 168.8 | 158.7 # 274076 #
C: 165.6 ⇑ 4.15% 159.0 | 163.79 ⇑ 2.11% | 167.8 | 160.0 # 41700 #

B I F C -A 100/50 E:37.26 P:16.53 BV:137.21 | 25%B :-1210
D: 616.0 ⇑ 7.46% 573.3 | 602.83 ⇑ 5.56% | 616.0 | 564.0 # 24300 #
C: 605.0 ⇑ 7.27% 564.0 | 604.94 ⇑ 5.54% | 606.3 | 600.0 # 650 #

I P D C -A 100/50 E:14.01 P:26.43 BV:208.63 | 10%B :-1209
D: 370.3 ⇑ 8.66% 340.8 | 366.08 ⇑ 7.52% | 370.5 | 343.3 # 11010 #
C: 373.0 ⇑ 8.75% 343.0 | 369.16 ⇑ 7.23% | 373.0 | 353.5 # 5150 #

Union Capital -A 10/500 E:7.17 P:12.01 BV:12.78 | 75%B :-1210
D: 86.10 ⇑ 5.00% 82.00 | 84.64 ⇑ 1.88% | 86.60 | 82.00 # 438500 #
C: 86.00 ⇑ 3.61% 83.00 | 84.80 ⇑ 1.65% | 86.60 | 80.10 # 63625 #

BD Finance-A 10/100 E:4.58 P:18.17 BV:17.35 | 22%B :-1210
D: 83.20 ⇑ 9.91% 75.70 | 80.04 ⇑ 4.00% | 83.20 | 74.20 # 107960 #
C: 83.00 ⇑ 9.21% 76.00 | 79.54 ⇑ 1.92% | 83.10 | 74.50 # 55000 #

Intl. Leasing-A 100/50 E:29.29 P:39.67 BV:129.28 | 60%B :-1210
D: 1162 ⇑ 5.61% 1100 | 1132 ⇑ 1.62% | 1164 | 1040 # 34985 #
C: 1177 ⇑ 5.28% 1118 | 1141 ⇑ 0.32% | 1180 | 1085 # 2710 #

Phoenix Fin.-A 100/50 E:33.78 P:22.86 BV:226.76 | 35%B :-1210
D: 772.3 ⇑ 7.00% 721.8 | 767.02 ⇑ 5.79% | 775.0 | 730.0 # 55351 #
C: 741.0 ⇑ 4.81% 707.0 | 746.82 ⇑ 5.65% | 760.0 | 733.3 # 14400 #

FAS Fin. & Inv. Ltd-A 100/50 E:17.26 P:25.52 BV:186.27 | 15%B :-1210
D: 440.5 ⇑ 1.50% 434.0 | 448.94 ⇑ 2.70% | 470.5 | 421.5 # 50550 #
C: 447.0 ⇑ 6.94% 418.0 | 446.36 ⇑ 4.38% | 454.5 | 410.0 # 9000 #

Delta Brac HFCL-N 100/50 E:59.20 P:30.90 BV:238.40 | 10%, 25%B :-610
D: 1829 ⇑ 5.72% 1730 | 1820 ⇑ 5.82% | 1830 | 1751 # 6114 #

Bay Leasing -A 100/50 E:112.00 P:14.86 BV:407.00 | 10%,50%B :-1210
D: 1665 ⇑ 6.24% 1567 | 1598 ⇑ 2.11% | 1665 | 1540 # 39725 #
C: 1678 ⇑ 6.20% 1580 | 1634 ⇑ 3.74% | 1679 | 1562 # 4850 #

INVESTMENT

ICB -A 100/50 E:68.18 P:52.35 BV:230.00 | 15%, 25%B :-610
D: 3569 ⇑ 0.98% 3535 | 3569 ⇑ 0.97% | 3590 | 3500 # 600 #

1st ICB M F -A 100/5 E:385.24 P:27.20 BV:3217.58 | 400% :-610
D: 10478 ⇑ 0.00% 10478 | 10480 ⇑ 0.02% | 10550 | 10478 # 510 #

2nd ICB M F -A 100/5 E:135.55 P:29.51 BV:480.33 | 200% :-609
D: 4000 ⇑ 0.01% 4000 | 4000 ⇑ 0.00% | 4000 | 4000 # 335 #

3rd ICB M F-A 100/5 E:121.40 P:21.03 BV:415.05 | 140% :-609
D: 2553 ⇑ 0.02% 2553 | 2552 ⇑ 0.02% | 2560 | 2549 # 2755 #

4th ICB M F-A 100/10 E:114.28 P:20.67 BV:586.36 | 125% :-609
D: 2362 ⇑ 0.01% 2362 | 2359 ⇓ 0.12% | 2364 | 2347 # 820 #

5th ICB M F-A 100/10 E:78.56 P:20.90 BV:508.06 | 100% :-609
D: 1642 ⇑ 0.57% 1633 | 1642 ⇑ 0.57% | 1678 | 1638 # 100 #

6th ICB M F-A 100/10 E:50.00 P:12.82 BV:196.03 | 75% :-609
D: 641.0 ⇓ 0.93% 647.0 | 647.44 ⇑ 0.31% | 660.0 | 627.5 # 5160 #
C: 624.0 ⇓ 3.55% 647.0 | 624.00 ⇓ 3.59% | 624.0 | 624.0 # 20 #

7th ICB M F-A 100/50 E:50.00 P:25.65 BV:271.70 | 70% :-609
D: 1282 ⇑ 0.02% 1282 | 1281 ⇑ 0.55% | 1283 | 1280 # 7900 #

8th ICB M F-A 100/50 E:42.85 P:17.10 BV:215.35 | 65% :-609
D: 732.8 ⇑ 3.72% 706.5 | 732.81 ⇑ 3.70% | 740.0 | 706.8 # 650 #

1st BSRS M F-A 100/50 E:18.87 P:73.99 BV:139.55 | 15% :-609
D: 1396 ⇓ 1.59% 1419 | 1404 ⇓ 1.43% | 1484 | 1382 # 5500 #

AIMS First -A 1/2500 E:0.36 P:19.86 BV:2.25 | 10%1B:5 :-607
D: 7.15 ⇑ 1.56% 7.04 | 7.10 ⇑ 1.28% | 7.20 | 6.95 # 3934650 #
C: 7.00 ⇑ 0.00% 7.00 | 7.09 ⇑ 1.14% | 7.15 | 6.97 # 650000 #

ICB AMCL1stMF-A 100/50 E:37.98 P:15.84 BV:170.99 | 50% :-610
D: 601.8 ⇑ 1.69% 591.8 | 601.86 ⇑ 1.67% | 618.8 | 585.3 # 1300 #

ICB A. IslamicMF-A 100/50 E:26.60 P:13.57 BV:142.70 | 35% :-610
D: 361.0 ⇑ 7.60% 335.5 | 358.57 ⇑ 6.85% | 364.0 | 347.8 # 2300 #

Grameen M F 1-A 10/500 E:3.45 P:23.10 BV:34.65 | 71% :-609
D: 79.70 ⇑ 3.51% 77.00 | 78.26 ⇑ 1.37% | 80.00 | 76.00 # 60000 #
C: 79.00 ⇑ 3.27% 76.50 | 79.24 ⇑ 2.34% | 79.40 | 79.00 # 2500 #

ICB A. 1st NRB -A 100/50 E:25.44 P:16.00 BV:112.76 | 35% :-610
D: 407.0 ⇑ 3.89% 391.8 | 407.05 ⇑ 3.88% | 408.0 | 400.3 # 1550 #

ICB A. 2nd NRB -A 100/50 E:14.15 P:12.53 BV:100.00 | 22.0% :-610
D: 177.3 ⇑ 2.46% 173.0 | 176.77 ⇑ 2.03% | 179.0 | 172.3 # 11150 #
C: 175.0 ⇑ 2.34% 171.0 | 175.00 ⇑ 2.64% | 175.0 | 175.0 # 50 #

Grameen1:Sch.2 -A 10/500 E:1.20 P:17.17 BV:12.70 | 11.50% :-609
D: 20.60 ⇑ 0.98% 20.40 | 20.59 ⇑ 1.48% | 21.00 | 20.20 # 326500 #
C: 21.00 ⇑ 5.00% 20.00 | 20.62 ⇑ 3.05% | 20.90 | 20.30 # 32000 #

Prime Fin. 1st MF-A 10/500 E:1.40 P:14.43 BV:10.00 | 12.5% :-609
D: 20.20 ⇑ 3.06% 19.60 | 20.07 ⇑ 2.09% | 20.60 | 19.40 # 54500 #
C: 20.00 ⇑ 5.26% 19.00 | 20.25 ⇑ 5.41% | 21.10 | 19.50 # 22000 #

EBL 1st MF-A 10/500 E:0.00 P: BV:10.00 | :-
D: 12.70 ⇑ 2.42% 12.40 | 12.63 ⇑ 1.20% | 12.90 | 12.30 # 223500 #
C: 13.00 ⇑ 8.33% 12.00 | 12.59 ⇑ 1.94% | 12.70 | 12.30 # 27500 #

AMCL 2nd MF-A 100/50 E:0.00 P: BV:100.00 | 14% :-610
D: 124.8 ⇑ 0.81% 123.8 | 124.60 ⇑ 0.88% | 126.0 | 122.3 # 6950 #
C: 124.0 ⇑ 1.43% 122.3 | 123.41 ⇓ 1.34% | 124.8 | 118.3 # 1000 #

ICB Emp.PMF-A 10/500 E:0.00 P: BV:10.00 | 11.50% :-610
D: 12.20 ⇑ 3.39% 11.80 | 12.19 ⇑ 3.04% | 12.40 | 11.90 # 317000 #
C: 12.00 ⇑ 0.00% 12.00 | 12.10 ⇑ 2.80% | 12.60 | 12.00 # 16000 #

Trust Bk 1st MF-A 10/500 E:0.00 P: BV:10.00 | :-
D: 11.20 ⇑ 0.90% 11.10 | 11.25 ⇑ 0.45% | 11.40 | 11.10 # 462500 #
C: 11.00 ⇑ 0.00% 11.00 | 11.25 ⇑ 0.72% | 11.30 | 11.20 # 55000 #

Prime Bk 1st MF-A 10/500 E:0.00 P: BV:10.00 | 10% :-610
D: 9.70 ⇑ 2.11% 9.50 | 9.73 ⇑ 1.78% | 9.90 | 9.50 # 92000 #
C: 10.00 ⇑ 11.11% 9.00 | 9.50 ⇑ 1.06% | 9.50 | 9.50 # 3000 #

DBH 1st MF-A 10/500 E:0.00 P: BV:10.00 | 7% :-610
D: 11.30 ⇑ 1.80% 11.10 | 11.33 ⇑ 1.25% | 11.50 | 11.10 # 240500 #
C: 11.40 ⇑ 3.64% 11.00 | 11.45 ⇑ 2.88% | 11.90 | 11.20 # 43000 #

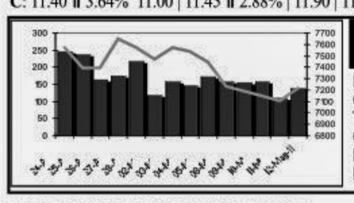

I'VEST
Index: 7217
Chn.: 1.54%
TO (MTk): 137.96
Chn.: 24.44%
EPS: 35.57
PE: 37.62

IFIC 1st MF-A 10/500 E:0.00 P: BV:10.00 | :-
D: 10.70 ⇑ 0.94% 10.60 | 10.75 ⇑ 1.22% | 10.90 | 10.50 # 198000 #
C: 11.00 ⇑ 0.00% 11.00 | 10.69 ⇑ 0.94% | 10.80 | 10.40 # 8000 #

Phoenix Fin. 1st MF-A 10/500 E:0.00 P: BV:10.00 | :-
D: 13.90 ⇑ 1.46% 13.70 | 13.93 ⇑ 0.94% | 14.30 | 13.10 # 512500 #
C: 13.00 ⇑ 0.00% 13.00 | 13.25 ⇑ 0.99% | 13.50 | 12.40 # 7500 #

ICB AMCL3rd NRB MF-A 10/500 E:0.00 P: BV:10.00 | :-
D: 9.20 ⇑ 2.22% 9.00 | 9.10 ⇑ 2.13% | 9.30 | 8.80 # 209500 #
C: 9.00 ⇑ 0.00% 9.00 | 9.02 ⇑ 2.04% | 9.20 | 8.90 # 43000 #

1st Janata Bank MF-A 10/500 E:0.00 P: BV:0.00 | :-
D: 8.40 ⇑ 1.20% 8.30 | 8.40 ⇑ 0.36% | 8.50 | 8.30 # 720000 #
C: 8.00 ⇑ 0.00% 8.00 | 8.48 ⇑ 0.95% | 8.50 | 8.40 # 37500 #

Green Delta M.F.-A 10/500 E:0.00 P: BV:0.00 | :-
D: 7.90 ⇑ 0.00% 7.90 | 7.93 ⇓ 0.25% | 8.10 | 7.80 # 575000 #
C: 8.00 ⇑ 0.00% 8.00 | 8.14 ⇑ 1.12% | 8.20 | 8.00 # 9000 #

Popular Life 1st M.F.-A 10/500 E:0.00 P: BV:0.00 | :-
D: 8.00 ⇑ 2.56% 7.80 | 7.98 ⇑ 1.53% | 8.10 | 7.80 # 204500 #
C: 8.00 ⇑ 2.56% 7.80 | 7.98 ⇑ 1.92% | 8.10 | 7.80 # 9500 #

IFIL Islamic M.F.1-A 10/500 E:0.00 P: BV:0.00 | :-
D: 7.50 ⇑ 1.35% 7.40 | 7.54 ⇑ 1.48% | 7.60 | 7.40 # 75500 #
C: 8.00 ⇑ 14.29% 7.00 | 7.55 ⇑ 1.89% | 7.60 | 7.50 # 16500 #

PHP 1st M. F.-A 10/500 E:0.00 P: BV:0.00 | :-
D: 7.90 ⇑ 0.00% 7.90 | 7.91 ⇑ 0.25% | 8.00 | 7.80 # 509500 #
C: 8.00 ⇑ 0.00% 8.00 | 7.93 ⇑ 0.76% | 8.00 | 7.80 # 40000 #

AIBL 1st Is. M. F.-A 10/500 E:0.00 P: BV:0.00 | :-
D: 8.40 ⇑ 1.20% 8.30 | 8.48 ⇑ 1.19% | 8.60 | 8.40 # 6500 #
C: 9.00 ⇑ 12.50% 8.00 | 8.63 ⇑ 3.98% | 8.70 | 8.50 # 2000 #

ENGINEERING

Aftab Auto.-A 10/50 E:15.08 P:16.20 BV:55.51 | 10%, 30%B :-810
D: 244.3 ⇑ 6.17% 230.1 | 236.96 ⇑ 2.95% | 246.0 | 226.8 # 452932 #
C: 242.0 ⇑ 5.68% 229.0 | 236.38 ⇑ 2.87% | 244.0 | 226.0 # 162330 #

Aziz PipesZ 100/5 E:7.18 P:51.53 BV:-383.45 | No Div. :-1210
D: 370.0 ⇑ 3.79% 356.5 | 359.98 ⇑ 2.20% | 375.0 | 345.0 # 1980 #
C: 380.0 ⇑ 5.56% 360.0 | 380.00 ⇑ 5.56% | 380.0 | 380.0 # 5 #

Olympic Ind. -A 100/50 E:54.89 P:35.97 BV:144.42 | 10%, 50%B :-610
D: 1975 ⇑ 5.32% 1875 | 1936 ⇑ 4.53% | 1975 | 1868 # 20324 #
C: 1909 ⇑ 4.60% 1825 | 1909 ⇑ 4.58% | 1925 | 1870 # 500 #

Bangladesh Lamps -A 100/5 E:85.67 P:22.39 BV:1519.82 | 35% :-1210
D: 1918 ⇑ 5.49% 1819 | 1867 ⇑ 3.40% | 1919 | 1800 # 2860 #
C: 1800 ⇑ 1.12% 1780 | 1819 ⇑ 2.16% | 1855 | 1800 # 15 #

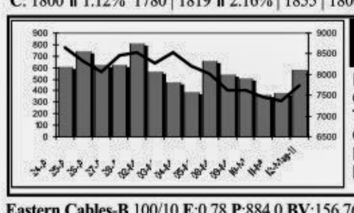

ENGG
Index: 7749
Chn.: 5.08%
TO (MTk): 583.57
Chn.: 55.60%
EPS: 49.17
PE: 24.86

Eastern Cables-B 100/10 E:0.78 P:884.0 BV:156.76 | 5% :-1209
D: 689.5 ⇑ 4.27% 661.3 | 676.53 ⇑ 2.29% | 695.0 | 652.0 # 1310 #
C: 694.0 ⇑ 2.32% 678.3 | 672.18 ⇓ 0.88% | 694.0 | 670.0 # 110 #

Monno Jutex -A 100/5 E:7.50 P:299.3 BV:1613.33 | 20%B :-610
D: 2245 ⇓ 0.07% 2246 | 2245 ⇓ 0.06% | 2349 | 2134 # 90 #

Monno Stafllers -A 100/5 E:39.09 P:57.30 BV:396.50 | 15% :-1210
D: 2240 ⇑ 0.99% 2218 | 2214 ⇓ 1.56% | 2288 | 2110 # 160 #

Singer BD -A 100/5 E:87.29 P:31.91 BV:799.77 | 600%, 75%B :-1210
D: 2786 ⇑ 4.36% 2669 | 2709 ⇑ 0.75% | 2800 | 2550 # 7148 #
C: 2769 ⇑ 3.04% 2688 | 2701 ⇑ 0.22% | 2780 | 2600 # 1339 #

Atlas BD-A 10/50 E:16.19 P:20.19 BV:39.28 | 100%, 1B:3 :-610
D: 326.8 ⇑ 4.84% 311.7 | 322.05 ⇑ 3.30% | 337.8 | 310.0 # 27334 #

BD. Autocars -B 100/5 E:5.37 P:88.31 BV:57.62 | 5%B :-610
D: 474.3 ⇑ 7.42% 441.5 | 459.28 ⇑ 4.22% | 477.0 | 440.0 # 1760 #

Quasem Drycells -A 10/500 E:1.74 P:50.34 BV:22.53 | 20%B :-610
D: 87.60 ⇑ 3.55% 84.60 | 86.63 ⇑ 3.02% | 89.00 | 84.30 # 144000 #
C: 88.00 ⇑ 4.76% 84.00 | 88.64 ⇑ 5.11% | 90.80 | 87.90 # 5100 #

Renwick Jaineswar-Z 100/5 E:35.57 P:22.38 BV:-273.62 | 10% :-609
D: 796.0 ⇑ 5.85% 752.0 | 796.07 ⇑ 5.83% | 802.0 | 790.0 # 150 #

National Tubes -A 100/10 E:35.70 P:26.08 BV:297.85 | 25% :-610
D: 931.0 ⇑ 4.02% 895.0 | 918.97 ⇑ 2.16% | 950.0 | 883.0 # 2040 #

BD. Thai Alum -A 100/10 E:19.63 P:30.43 BV:424.80 | 25%B :-1210
D: 597.3 ⇓ 14.80% 701.0 | 577.27 ⇑ 18.83% | 602.8 | 540.0 # 63084 #
C: 599.0 ⇓ 15.04% 705.0 | 570.51 ⇓ 19.98% | 605.0 | 540.0 # 3370 #

Rangpur Foundry -A 10/500 E:2.23 P:39.55 BV:15.29 | 21% :-1210
D: 88.20 ⇑ 7.04% 82.40 | 84.81 ⇑ 2.75% | 89.50 | 79.70 # 46500 #
C: 85.00 ⇑ 1.19% 84.00 | 85.17 ⇑ 1.39% | 88.00 | 80.50 # 1500 #

S. Alam Steel -A 100/50 E:16.30 P:34.11 BV:201.36 | 5%, 10%B :-910
D: 556.0 ⇑ 6.46% 522.3 | 540.89 ⇑ 3.43% | 560.0 | 515.3 # 47236 #
C: 548.8 ⇑ 5.53% 520.0 | 535.66 ⇑ 2.88% | 554.8 | 519.0 # 7516 #

Golden Son -A 10/500 E:3.22 P:19.94 BV:26.47 | 5%,10%B :-1210
D: 64.20 ⇑ 9.18% 58.80 | 61.80 ⇑ 4.75% | 64.50 | 57.70 # 736272 #
C: 64.00 ⇑ 10.34% 58.00 | 61.49 ⇑ 5.33% | 63.80 | 59.00 # 84000 #

BSRM Steels-A 100/50 E:48.22 P:28.52 BV:65.59 | 20%B :-1210
D: 1375 ⇑ 4.70% 1313 | 1349 ⇑ 4.00% | 1384 | 1310 # 107320 #
C: 1374 ⇑ 5.21% 1306 | 1343 ⇑ 3.17% | 1380 | 1300 # 11900 #

Navana CNG-A 10/100 E:6.68 P:21.63 BV:20.24 | 10%, 20%B :-310
D: 144.5 ⇑ 2.48% 141.0 | 143.66 ⇑ 2.21% | 145.0 | 140.0 # 117700 #
C: 143.0 ⇑ 2.14% 140.0 | 142.74 ⇑ 1.80% | 145.0 | 138.1 # 23000 #

Deshbandhu Polymer-N 10/500 E:3.47 P:19.74 BV:13.63 | :-
D: 68.50 ⇑ 9.08% 62.80 | 65.73 ⇑ 5.68% | 68.90 | 62.10 # 448500 #
C: 68.00 ⇑ 7.94% 63.00 | 65.75 ⇑ 5.89% | 68.70 | 61.20 # 105000 #

National Polymer -A 100/10 E:24.27 P:31.96 BV:411.86 | 18% :-610
D: 775.8 ⇑ 6.71% 727.0 | 757.37 ⇑ 5.10% | 779.8 | 723.0 # 3230 #

FOOD & ALLIED

Apex FoodsA 100/5 E:15.01 P:60.89 BV:704.00 | 12% :-610
D: 914.0 ⇑ 7.34% 851.5 | 885.94 ⇑ 5.15% | 914.0 | 841.0 # 2035 #
C: 835.0 ⇑ 0.60% 830.0 | 834.40 ⇑ 0.59% | 891.0 | 820.3 # 50 #

Bangas -A 100/5 E:14.61 P:123.3 BV:134.45 | 25%B :-610
D: 1801 ⇑ 5.85% 1701 | 1760 ⇑ 3.61% | 1801 | 1623 # 445 #
C: 1927 ⇓ 4.98% 2028 | 1927 ⇓ 4.98% | 1928 | 1927 # 155 #

BATBCL -A 10/50 E:47.98 P:12.81 BV:104.01 | 430% :-1210
D: 614.6 ⇑ 1.60% 604.9 | 608.42 ⇑ 1.51% | 617.0 | 599.0 # 11750 #
C: 623.0 ⇑ 5.36% 591.3 | 616.70 ⇑ 4.73% | 622.5