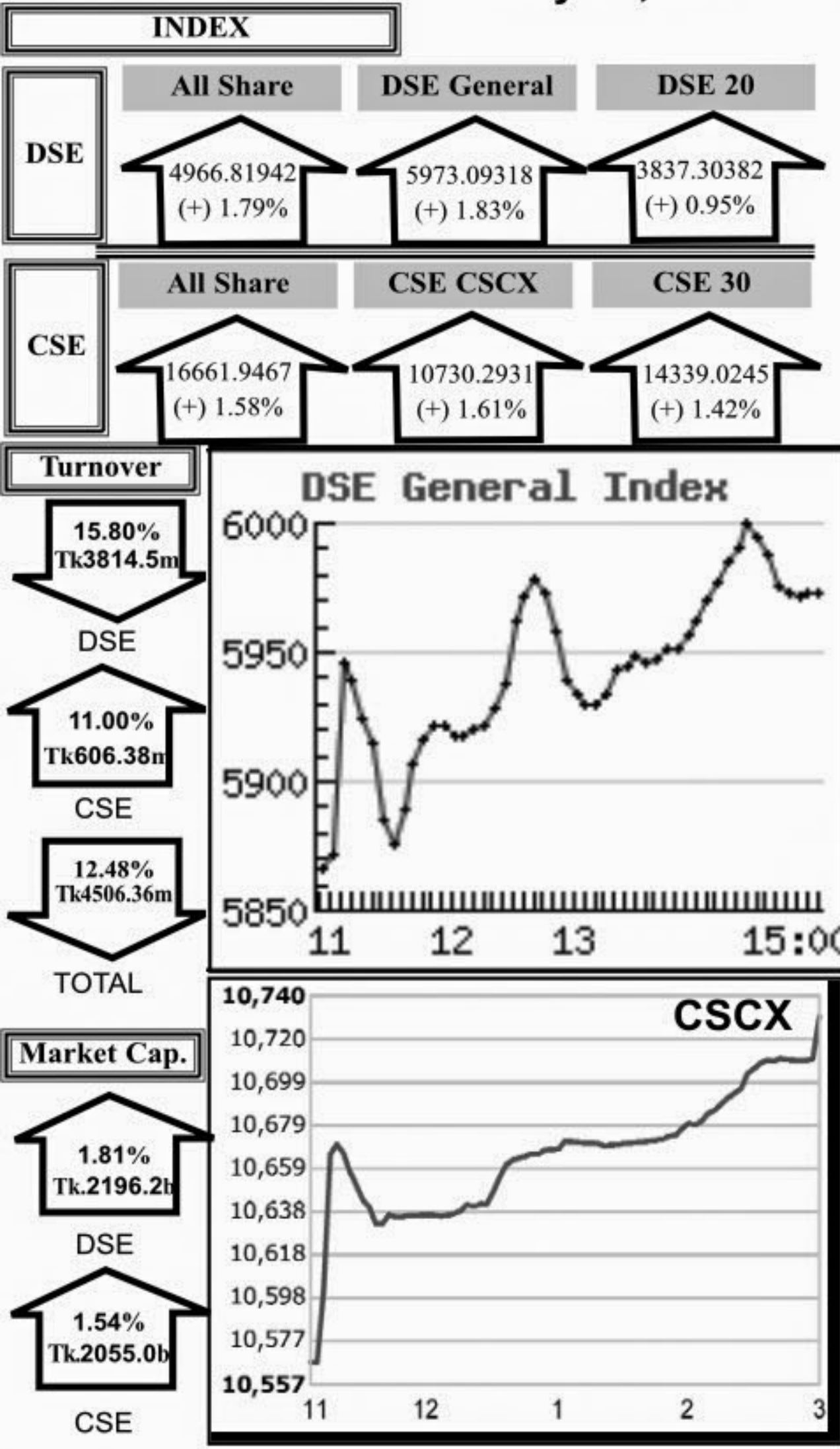


Capital Market Highlights: May 04, 2011

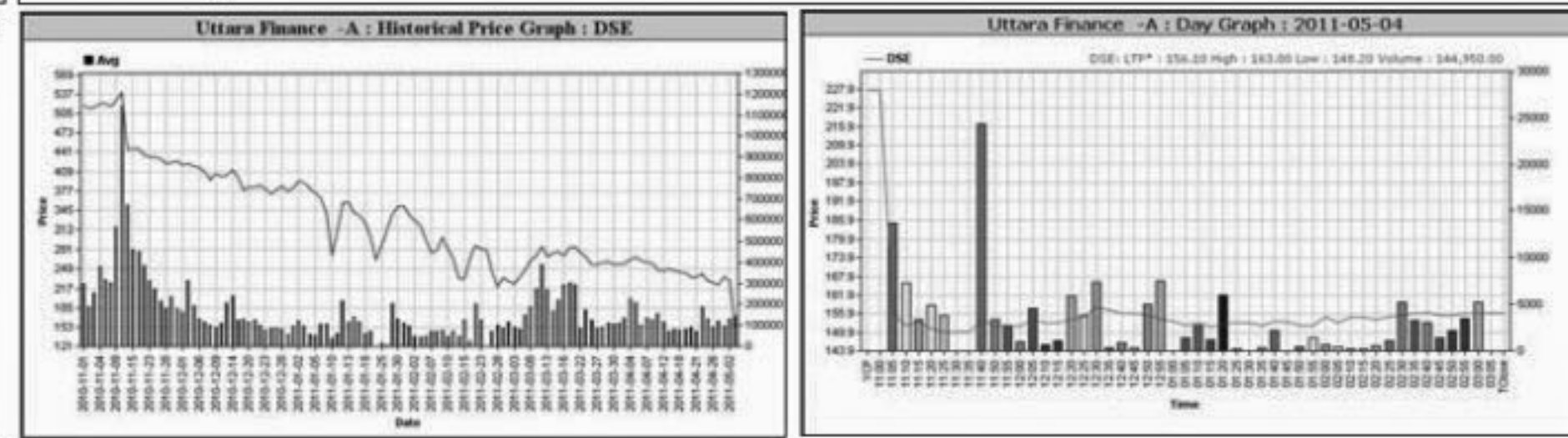
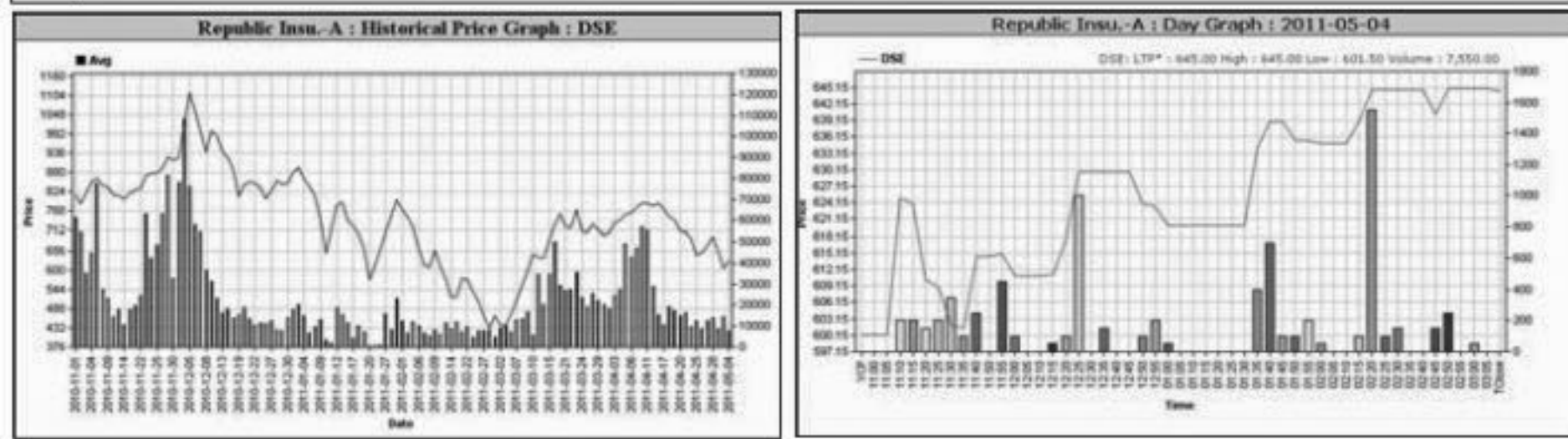


Capital Gainers

Dhaka Stock Exchange														
Company	Price Chn. (%)		Price Scale				Turnover		BookV					
	Close	Avg.	Avg.	Close	DayHi	DayLo	Yr Hi	YrLo	M.Tk	Per S	EPS	PE		
Zeal Bangla Sugar-Z	9.35	8.60	22.98	23.40	23.50	21.50	27.9	13.9	0.424	-110.74	-14.35	-1.60		
Republic Insu.-A	7.37	4.09	629.02	644.50	645.00	601.50	1145.0	403.0	4.752	115.94	13.53	46.49		
GlaxoSK (BD) -A	7.23	5.54	909.57	924.00	924.00	883.30	1580.0	648.0	5.275	114.65	34.05	26.71		
Islami Ins.BD-Z	6.82	2.82	670.07	681.50	685.00	642.00	1180.0	354.5	5.595	147.45	21.95	30.53		
B I F C -A	6.71	4.11	650.27	656.25	661.00	618.25	1368.0	610.0	8.974	137.21	37.26	17.45		
Sonargaon Tex -A	6.68	3.47	613.39	626.50	630.00	595.00	1744.8	386.0	8.281	650.17	12.86	47.70		
Samata Leather-Z	6.61	6.56	274.00	274.00	274.00	274.00	364.5	118.0	0.014	118.74	-2.13	-128.64		
Agrani Insurance-A	6.34	4.02	652.93	662.25	667.00	633.00	1159.0	403.0	8.247	136.78	11	59.36		
Shahjalal Islami -A	6.25	2.61	38.55	39.10	39.80	37.20	244.0	31.1	56.687	19.7	6.05	6.37		
Peoples Insur -A	6.22	2.98	50.38	51.20	51.70	48.60	1210.0	46.2	7.203	18.47	2.01	25.06		

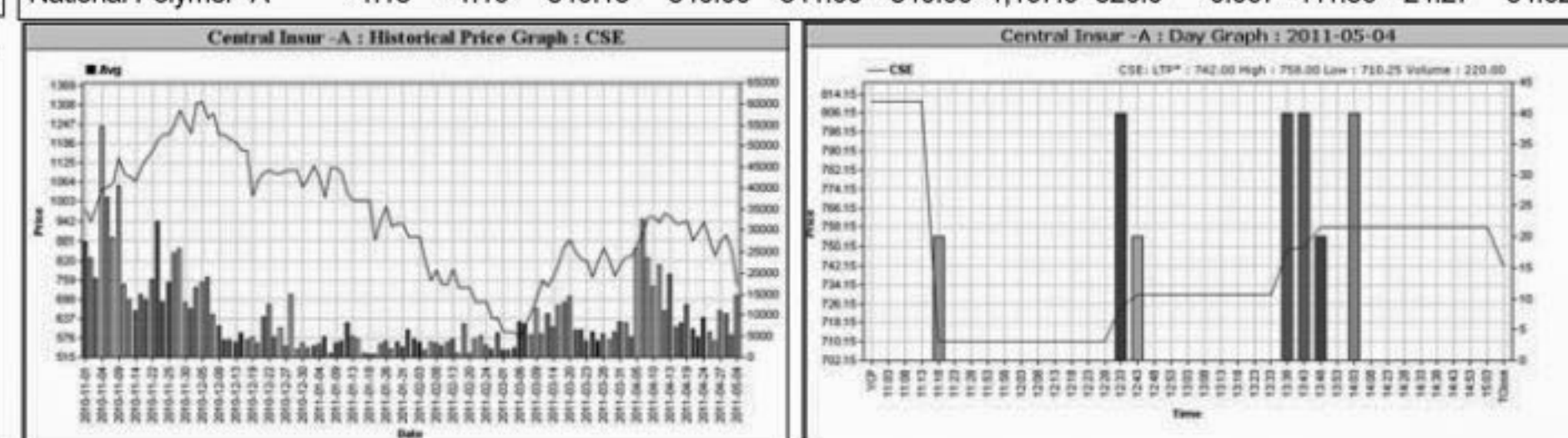
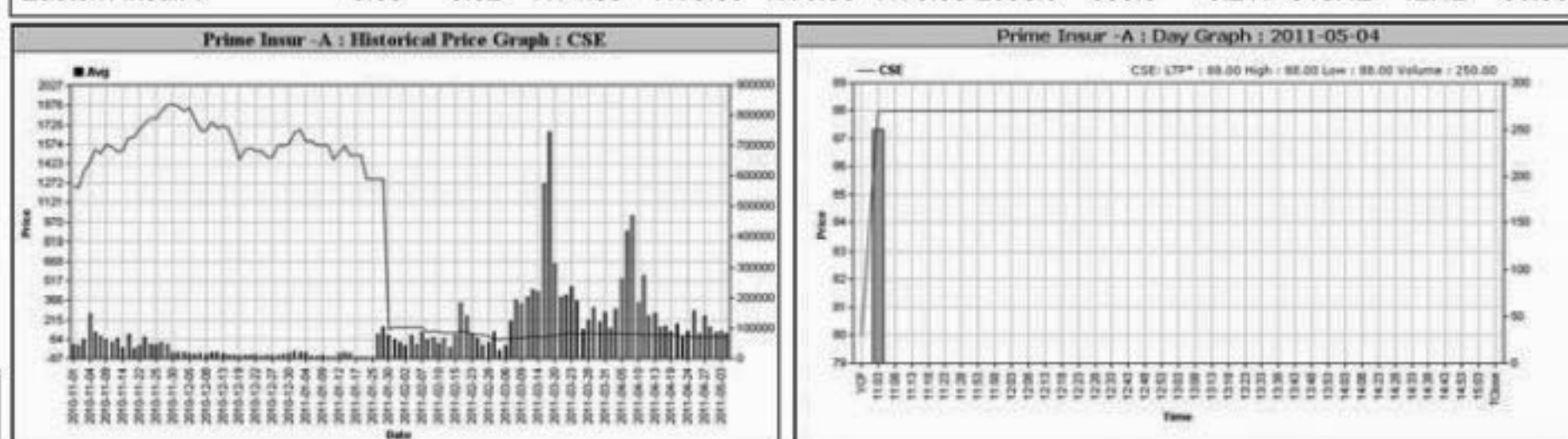
Capital Losers

Dhaka Stock Exchange														
Company	Price Chn. (%)		Price Scale				Turnover		BookV					
	Close	Avg.	Avg.	Close	DayHi	DayLo	Yr Hi	YrLo	M.Tk	Per S	EPS	PE		
Utara Finance -A	-31.44	-33.02	153.55	156.10	163.00	148.20	4050.0	148.2	22.258	62.68	16.02	9.58		
Central Insur -A	-9.99	-12.40	741.49	750.25	777.50	701.00	1350.0	513.8	10.919	267.82	30.47	24.34		
Apex SpinningA	-5.66	-5.67	1668.00	1668.00	1668.00	1668.00	2247.0	665.0	0.067	477.21	15.62	106.79		
Savar Refractories-Z	-4.84	-4.85	732.00	732.00	732.00	732.00	1425.3	411.0	0.007	114.21	5.56	131.65		
5th ICB M F-A	-4.69	-4.69	1639.89	1639.75	1651.25	1630.00	2200.0	1401.0	1.132	508.06	78.56	20.87		
DESCO Ltd. -A	-2.04	-2.54	1734.73	1726.25	1789.75	1718.00	3700.0	1316.0	134.389	409.16	85.91	20.19		
Samorita Hospital -A	-1.99	-2.05	1254.30	1255.00	1265.00	1252.00	1950.0	1020.0	0.641	168.8	27.77	45.17		
GeminiSeaFoodA	-1.92	-0.01	3446.56	3397.25	3549.00	3365.00	4050.0	1110.0	1.465	-88.73	36.95	93.28		
Monno Stallers-A	-1.72	-1.37	2583.61	2558.00	2650.00	2521.00	4250.0	896.0	0.465	411.5	39.09	66.09		
Midax Financing-A	-1.61	-4.84	1063.16	1099.25	1130.00	1047.50	2361.0	1011.0	30.459	90.48	12.89	82.48		



Chittagong Stock Exchange														
Company	Price Chn. (%)		Price Scale				Turnover		BookV					
	Close	Avg.	Avg.	Close	DayHi	DayLo	Yr Hi	YrLo	M.Tk	Per S	EPS	PE		
Prime Insur -A	10.00	8.07	88.00	88.00	88.00	88.00	1998.0	58.0	0.022	12.33	3.11	28.30		
Green Delta M.F.-A	8.75	3.46	8.68	8.70	8.90	8.50	14.0	8.3	0.755	0	0	-		
ICB Emp. PMF-A	8.33	3.98	12.80	13.00	12.90	12.60	20.9	10.6	0.038	10	0	-		
Phoenix Fin. 1st MF-A	8.33	5.59	12.85	13.00	13.00	12.80	17.0	10.5	0.109	10	0	-		
Islami Ins.BD-Z	7.37	5.61	667.22	670.00	670.00	657.00	1112.5	375.0	0.867	147.45	21.95	30.40		
Berger Paints-A	7.07	6.86	695.67	697.00	697.00	695.00	1125.0	525.0	0.104	54.64	30.39	22.89		
Northern G Insur-A	6.40	3.46	532.28	532.00	537.00	522.00	1150.0	376.0	0.399	105.8	9.99	53.28		
Continental Insur. -A	6.28	3.38	582.66	592.00	597.75	560.25	1275.0	331.0	0.700	133.79	18.89	30.84		
Republic Insu.-A	6.13	3.20	630.68	641.00	645.00	610.00	1135.0	400.0	0.978	115.94	13.53	46.61		
Eastern InsurA	6.05	5.62	1174.83	1175.00	1176.50	1170.00	2698.0	650.0	0.211	318.42	12.12	96.93		

Chittagong Stock Exchange														
Company	Price Chn. (%)		Price Scale				Turnover		BookV					
	Close	Avg.	Avg.	Close	DayHi	DayLo	Yr Hi	YrLo	M.Tk	Per S	EPS	PE		
Utara Finance -A	-31.25	-32.73	153.24	154.00	160.00	145.10	4,050.0	145.1	3.249	62.68	16.02	9.57		
Central Insur -A	-8.51	-12.96	742.02	742.00	758.00	710.25	1,345.0	570.0	0.163	267.82	30.47	24.35		
The Ibn SinaA	-5.88	-5.88	1,600.00	1,600.00	1,600.00	1,600.00	2,049.0	1,000.0	0.016	248.83	55.62	28.77		
Midax Financing-A	-4.20	-3.21	1,089.08	1,078.00	1,135.00	1,055.00	2,389.0	1,000.0	1.443	90.48	12.89	84.49		
Key & Que (BD) -B	-3.81	-2.47	409.13	404.00	415.00	400.00	640.0	268.5	0.164	105.22	4.53	90.32		
Reliance Insur -A	-2.77	-2.79	1,263.75	1,264.00	1,280.00	1,219.00	1,550.0	1,150.0	0.253	284.92	53	23.84		
Takaful Islami Insu-A	-2.49	-3.15	872.67	860.00	890.00	860.00	1,505.0	500.0	0.960	137.7	22	39.67		
DESCO Ltd. -A	-2.36	-3.28	1,736.85	1,738.00	1,741.00	1,731.00	3,780.0	1,333.0	1.997	409.16	85.91	20.22		
Delta Brac HFCLA	-2.33	-2.33	1,890.00	1,890.00	1,890.00	1,890.00	3,070.0	532.0	0.095	238.4	59.2	31.93		
National Polymer -A	-1.18	-1.16	840.13	840.00	840.00	840.00	1,167.0	520.0	0.067	411.86	24.27	34.62		



Turnover Leaders

Dhaka Stock Exchange														
Company	Vol. Share	Value (M.Tk.)	% of Total	Price Scale			C.Pts	BookV						
				Avg. Close	DayHi	DayLo			Chn%	Per S	EPS	PE		
BEXIMCO Ltd. -A	630719	167,974.44	4.40	266.32	266.50	269.90	262.10	1.76	63.73	20.38	13.07			
BEXTEX Ltd. -A	2821614	143,960.37	3.77	4000.00	51.02	51.50	49.90	4.04	27.12	4.36	11.70			
DESCO Ltd. -A	77470	134,389.35	3.52	1000	1734.73	1726.25	1789.75	1718.00	-2.04	409.16	85.91	20.19		
R. N. Spinning-A	1462800	126,569.32	20000	86.52	87.00	85.20	2.72	12.38	3.88	22.30				
Titas Gas TDCLA	149800	122,737.32	1000	819.34	828.00	832.00	801.50	3.69	200.15	60.88	13.46			
National Bank -A	1883187	113,110.29	21700	60.06	60.20	60.50	59.20	2.03	22.21	7.98	7.53			
BSRM Steels-A	59432	80,098.21	100	1347.73	1351.50	1369.00	1317.00	1.52	65.59	48.22	27.95			
UNITEC AIR-B	1641060	74,672.196	4650	45.50	46.30	44.90	2.24	9.58	1.13	40.27				
Malek Spinning-A	1073500	66,900.175	10000	62.32	62.30	63.80	60.70	2.30	35.64	1.51	41.27			
Square Pharma -A	19531	65,134.171	156	3334.91	3342.25	3350.00	3295.00	1.06	765.68	138.36	24.10			
One Bank -A	136099	64,576.169	2250	474.48	478.50	480.00	462.00	3.24	152.55	59.19	8.02			
Gramenphone-A	382000	59,428.156	5000	155.57	155.20	157.00	153.00	1.44	27.07	7.93	19.62			
Altob Auto.-A	216775	57,644.151	1250	265.92	266.50	269.00	261.90	1.99	55.51	15.08	17.63			
Shahjalal Islami -A	1470542	56,687.149	15000	38.55	39.10	39.80	37.20	6.25	19.7	6.05	6.37			
AB Bank -A	49,233	129,275	915.80	917.50	929.75	900.25	2.51	298.68	104.91	8.73				
Fu-Wang Food A	882544	49,121.129	10000	55.66	55.50	56.20	54.50	2.97	10.89	0.6	92.77			
People's Leasing-A	47,233	124,500	129.48	129.48	131.00	127.00	2.69	17.69	5.41	23.93				
LankaBangla Fin. -A	257774	46,732.123	10000	181.29	180.70	184.80	178.10	1.29	21.5	4.21	43.06			
Golden Son -A	540000	40,491.106	8500	74.98	75.30	76.00	73.00	2.45	29.62	3.54	21.18			
Fu-wang Ceramic-A	87180	38,571.101	1000	442.43	440.50	447.75	435.25	1.21	126	4.6	96.18			

Market Cap. Leader

Dhaka Stock Exchange														
Company	Market Cap. M. Tk.	% of Total	Average			Price Scale			BookV					
			Price	Chn.	P Day	D Hi	D Lo	D Clo.	Chn%	Per S	EPS	PE		
Gramenphone-A	210,066	9.56	155.57	0.59	154.65	157	153	155.2	1.44	27.07	7.93	19.62		
ICB -A	94,575	4.31	3,783.01	3.94	3,639.75	3814	3741	3797.25	4.41					