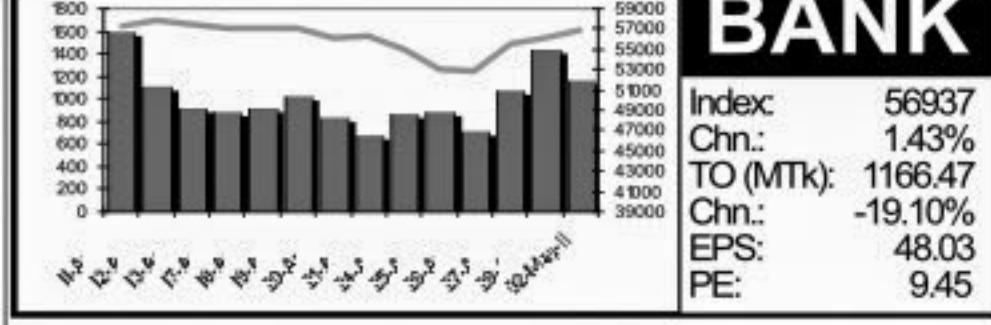


Common - Category, Mark, Face Value, Market Lot, LEFS, PE, BV, Latest Dividend, % Year End

TRADED ISSUES MAY 02, 2011

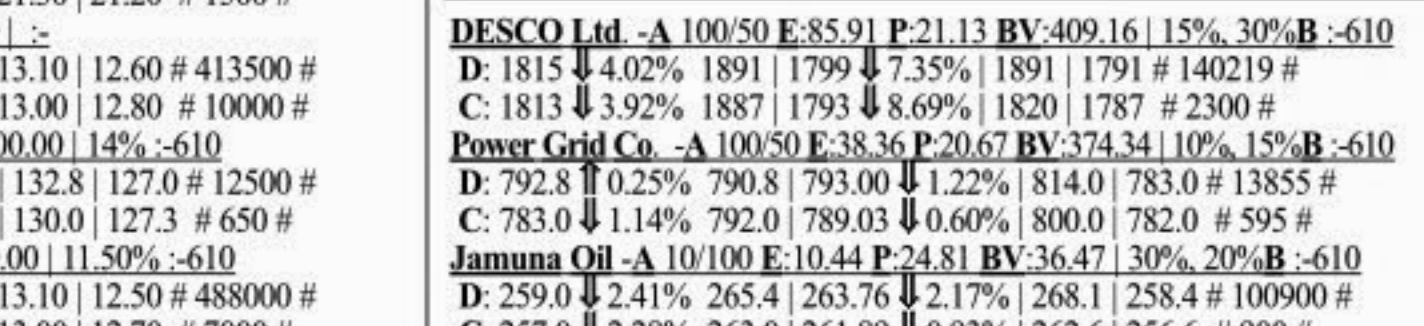
Company - Category, Mark, Face Value, Market Lot, LEFS, PE, BV, Latest Dividend, % Year End

Table listing various bank stocks such as AB Bank, Pubali Bank, Rupali Bank, and UCB, with their respective market data and financial metrics.



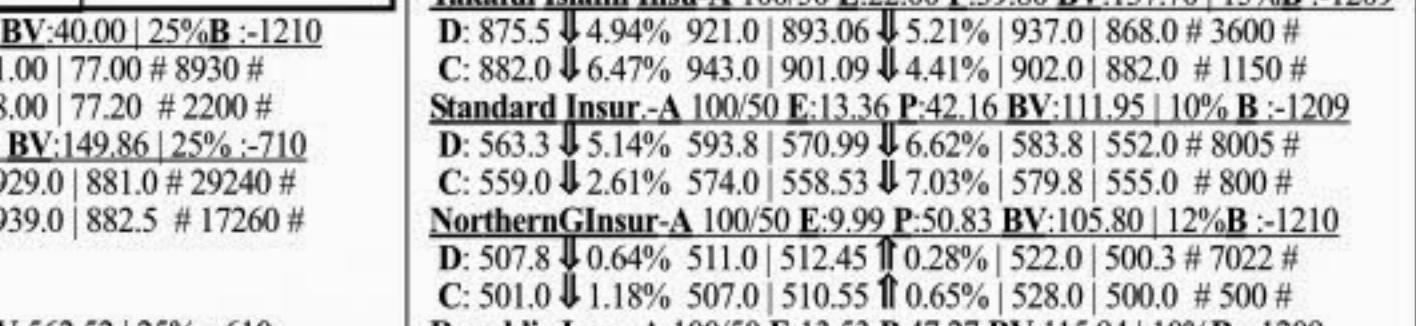
Summary table for Bank stocks including Index, Change, TO (MTK), Chn., EPS, and PE.

Table listing F&P (Food and Beverage) stocks like Sumit, DESCO, and Power Grid, with their market data.



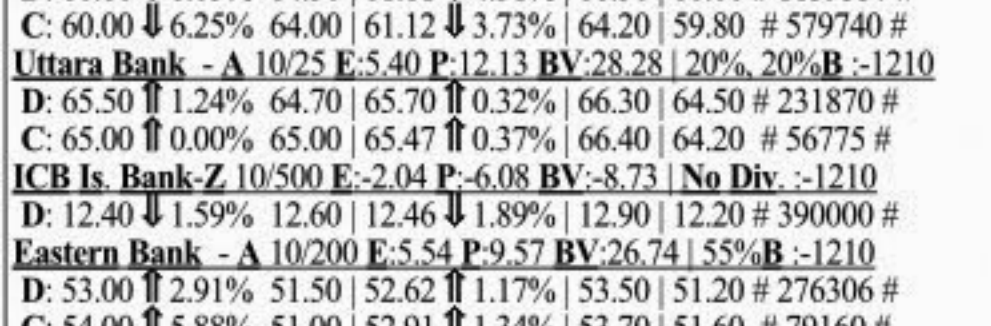
Summary table for F&P stocks including Index, Change, TO (MTK), Chn., EPS, and PE.

Table listing SERV (Service) stocks like Sonar Bangladeshi, Paramount, and Continental, with their market data.



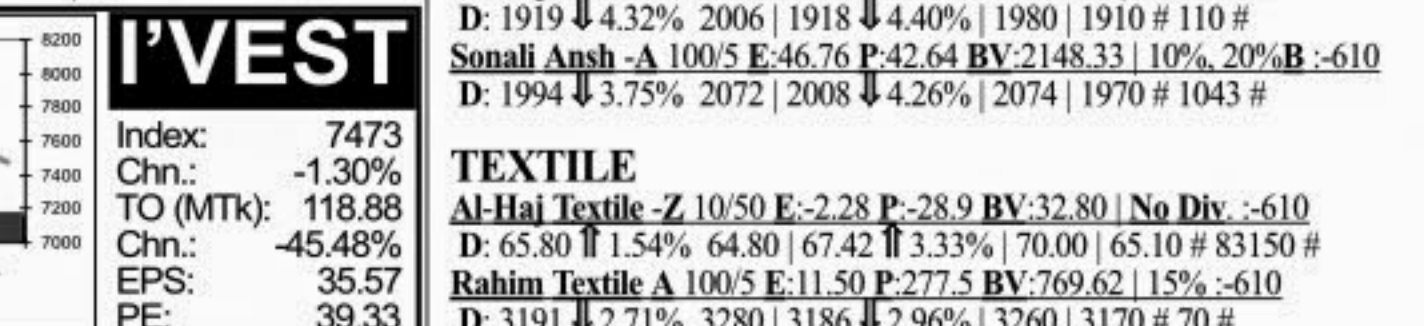
Summary table for SERV stocks including Index, Change, TO (MTK), Chn., EPS, and PE.

Table listing various insurance stocks like National, Eastern, and Dhaka Bank, with their market data.



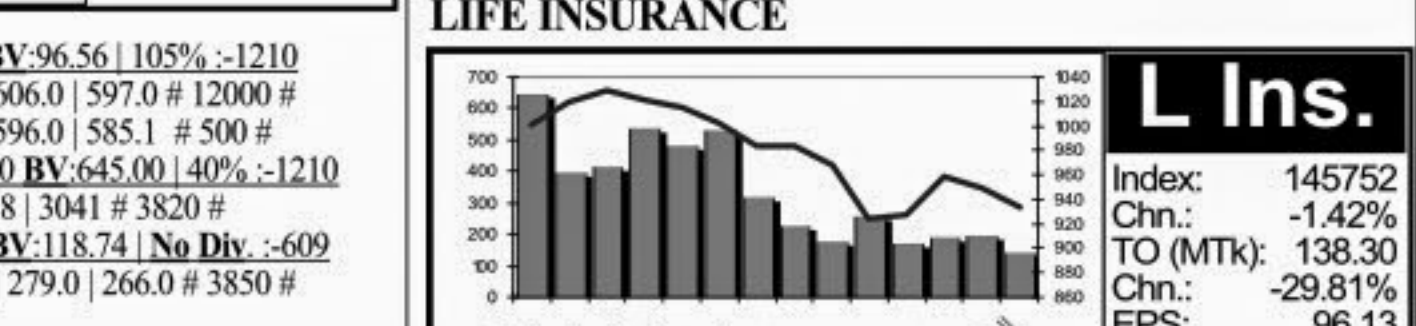
Summary table for Insurance stocks including Index, Change, TO (MTK), Chn., EPS, and PE.

Table listing IVEST (Investment) stocks like Sunlight, Sanni, and Sanni, with their market data.



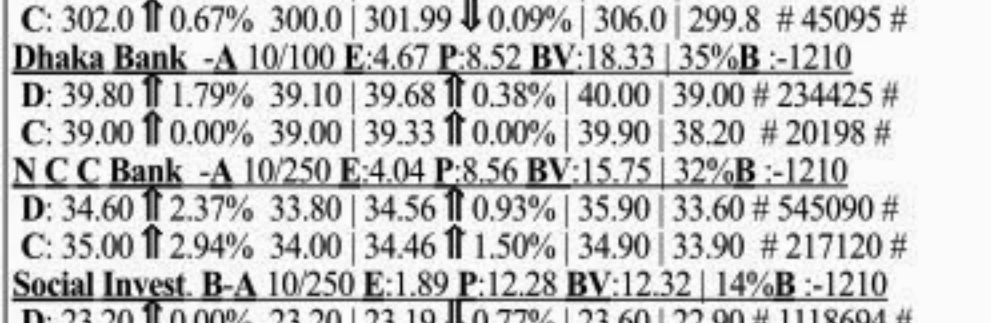
Summary table for IVEST stocks including Index, Change, TO (MTK), Chn., EPS, and PE.

Table listing various leather and footwear stocks like Apex, Samata, and Monno Ceramic, with their market data.



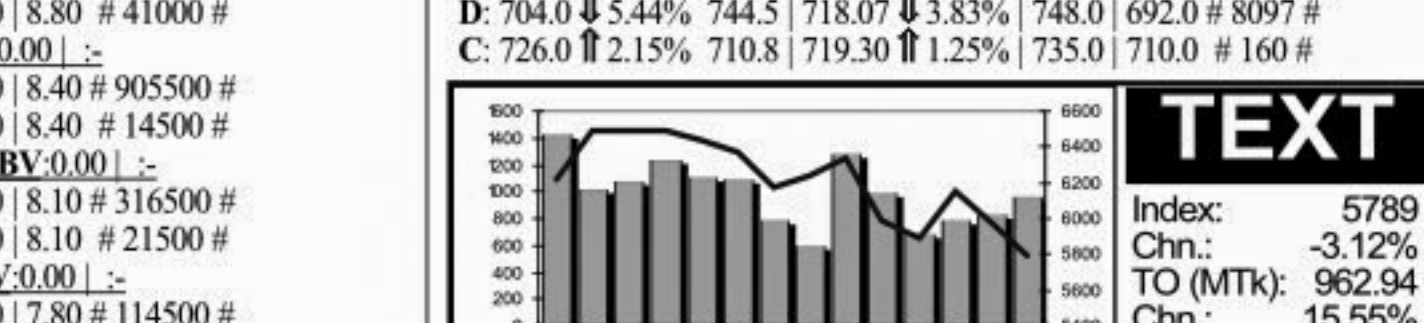
Summary table for Leather and Footwear stocks including Index, Change, TO (MTK), Chn., EPS, and PE.

Table listing various textile and apparel stocks like H&H, Modern, and Desh, with their market data.



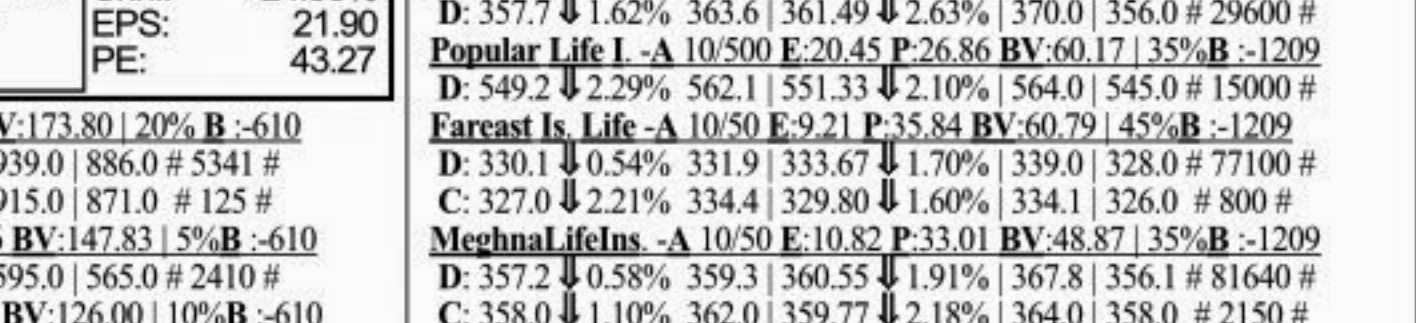
Summary table for Textile and Apparel stocks including Index, Change, TO (MTK), Chn., EPS, and PE.

Table listing various textile and apparel stocks like BUREX, Mithun, and Delta, with their market data.



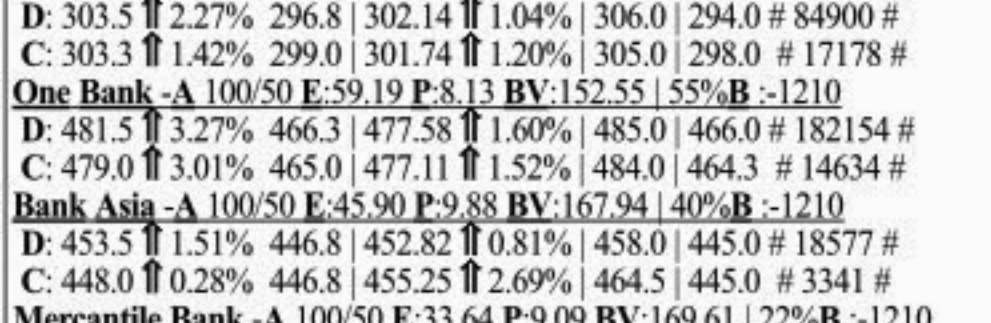
Summary table for Textile and Apparel stocks including Index, Change, TO (MTK), Chn., EPS, and PE.

Table listing various ceramic and glass products like Monno Ceramic, Standard, and RAK, with their market data.



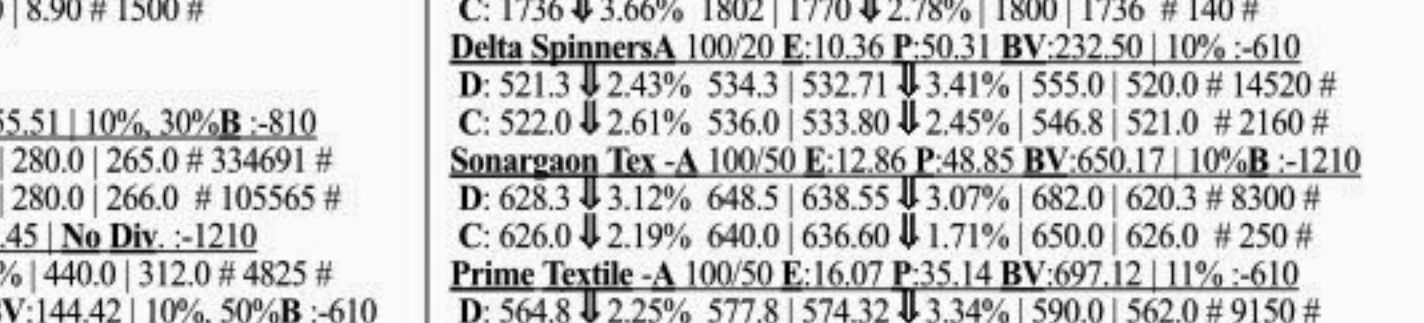
Summary table for Ceramic and Glass products including Index, Change, TO (MTK), Chn., EPS, and PE.

Table listing various engineering and machinery stocks like Aftab Auto, Bank Asia, and Kaj, with their market data.



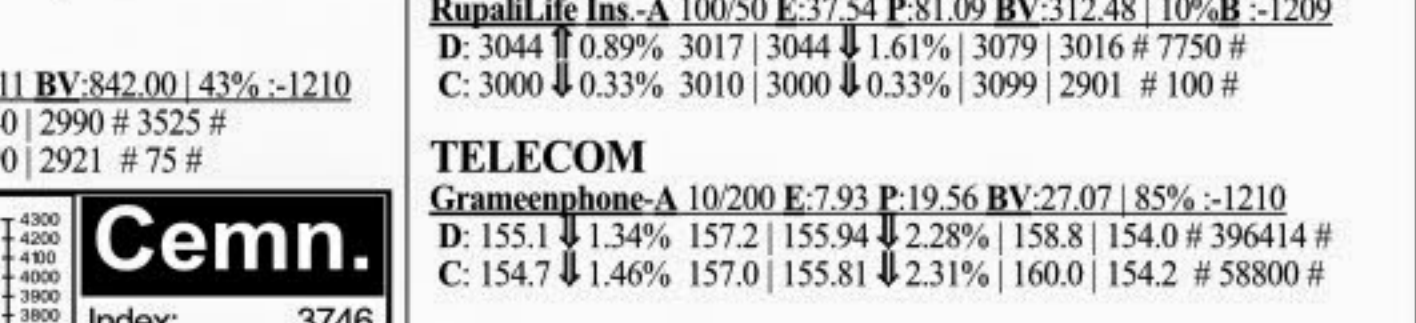
Summary table for Engineering and Machinery stocks including Index, Change, TO (MTK), Chn., EPS, and PE.

Table listing various engineering and machinery stocks like Aftab Auto, Bank Asia, and Kaj, with their market data.



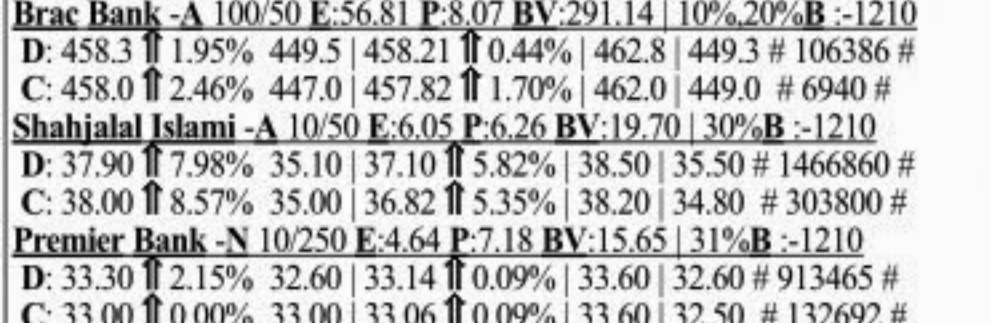
Summary table for Engineering and Machinery stocks including Index, Change, TO (MTK), Chn., EPS, and PE.

Table listing various cement and construction materials like Heideberg, Cemn, and Confidence, with their market data.



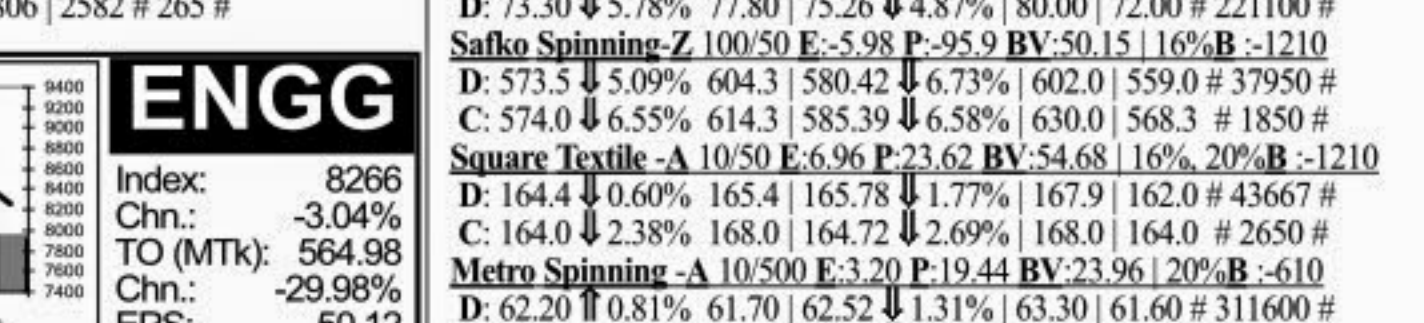
Summary table for Cement and Construction materials including Index, Change, TO (MTK), Chn., EPS, and PE.

Table listing various non-banking financial institutions like Prime Finance, Premier, and Mids Finance, with their market data.



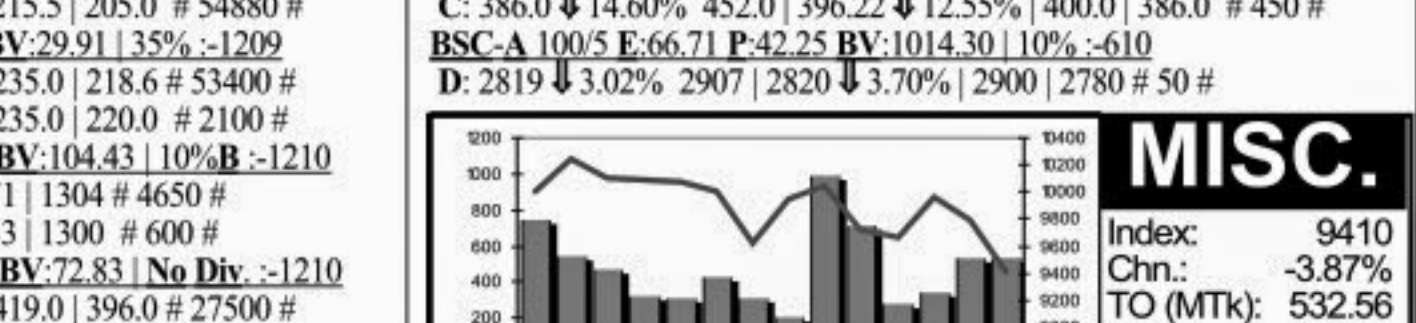
Summary table for Non-Banking Financial Institutions including Index, Change, TO (MTK), Chn., EPS, and PE.

Table listing various engineering and machinery stocks like Aftab Auto, Bank Asia, and Kaj, with their market data.



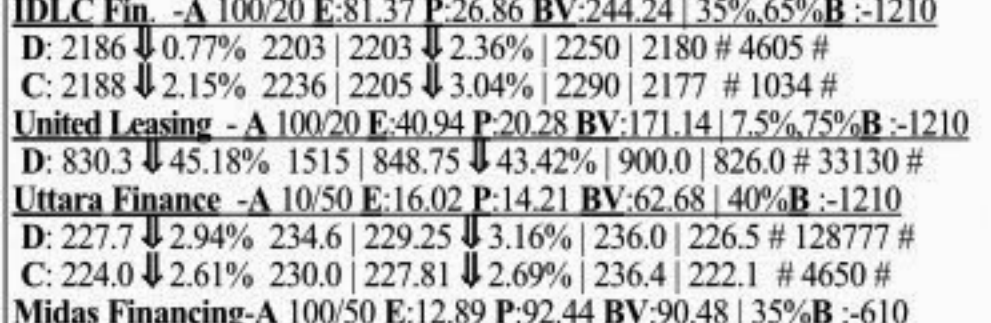
Summary table for Engineering and Machinery stocks including Index, Change, TO (MTK), Chn., EPS, and PE.

Table listing various cement and construction materials like Heideberg, Cemn, and Confidence, with their market data.



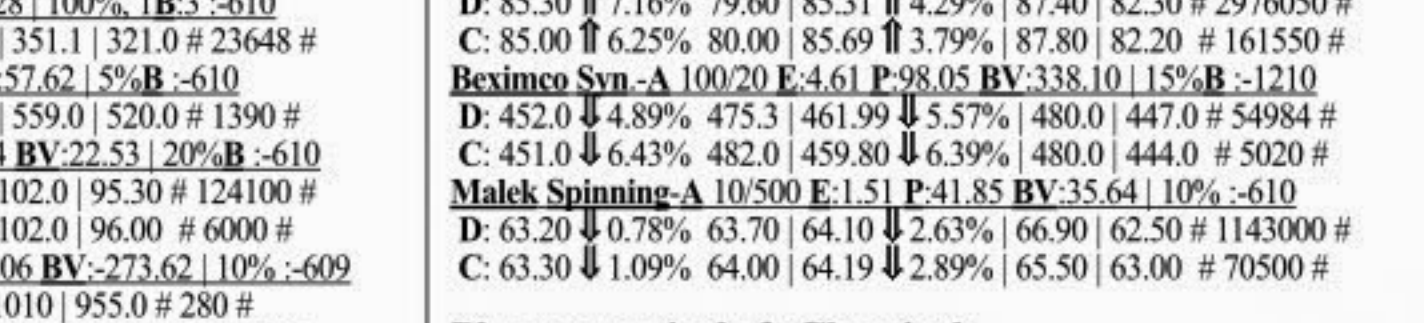
Summary table for Cement and Construction materials including Index, Change, TO (MTK), Chn., EPS, and PE.

Table listing various non-banking financial institutions like Prime Finance, Premier, and Mids Finance, with their market data.



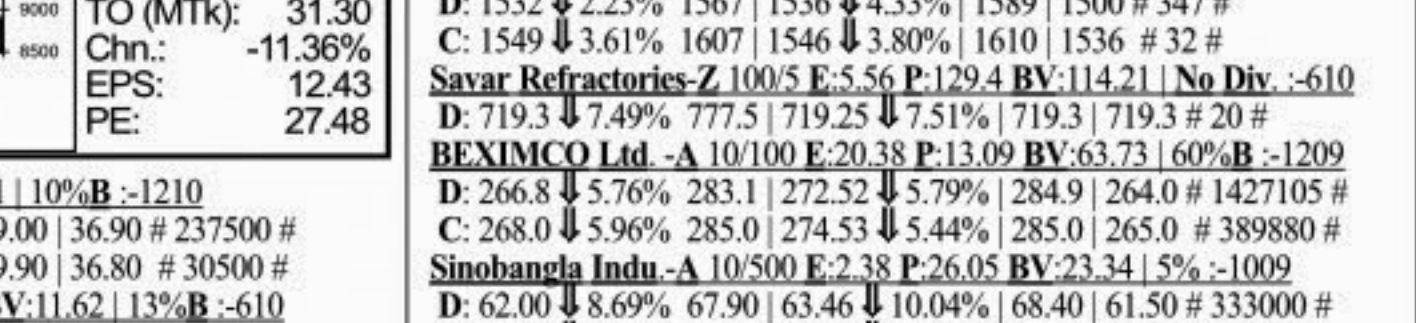
Summary table for Non-Banking Financial Institutions including Index, Change, TO (MTK), Chn., EPS, and PE.

Table listing various engineering and machinery stocks like Aftab Auto, Bank Asia, and Kaj, with their market data.



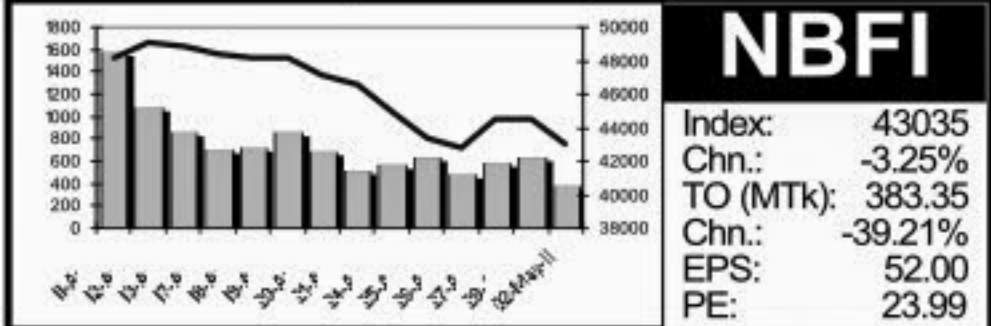
Summary table for Engineering and Machinery stocks including Index, Change, TO (MTK), Chn., EPS, and PE.

Table listing various cement and construction materials like Heideberg, Cemn, and Confidence, with their market data.




Summary table for Cement and Construction materials including Index, Change, TO (MTK), Chn., EPS, and PE.

Table listing various non-banking financial institutions like Prime Finance, Premier, and Mids Finance, with their market data.



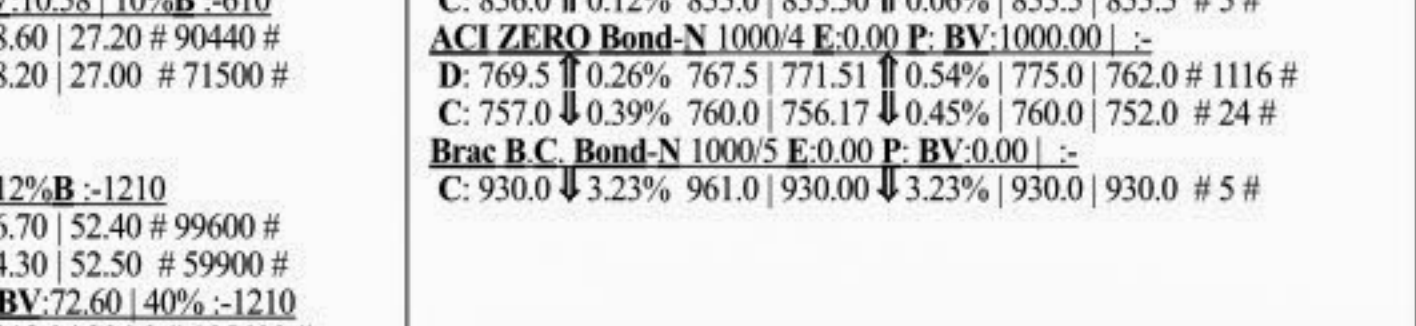
Summary table for Non-Banking Financial Institutions including Index, Change, TO (MTK), Chn., EPS, and PE.

Table listing various engineering and machinery stocks like Aftab Auto, Bank Asia, and Kaj, with their market data.



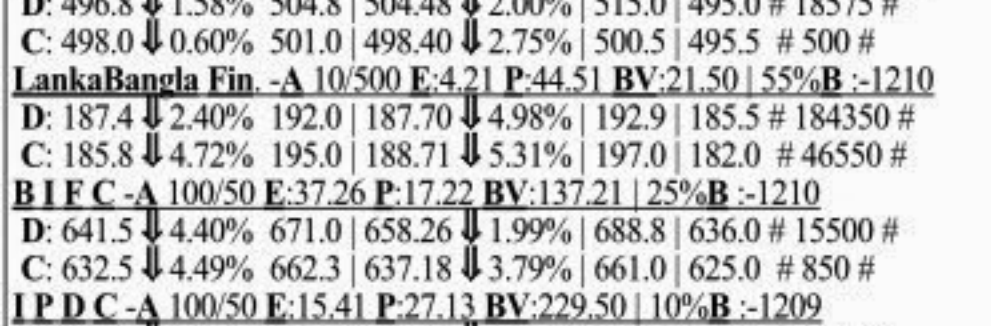
Summary table for Engineering and Machinery stocks including Index, Change, TO (MTK), Chn., EPS, and PE.

Table listing various cement and construction materials like Heideberg, Cemn, and Confidence, with their market data.



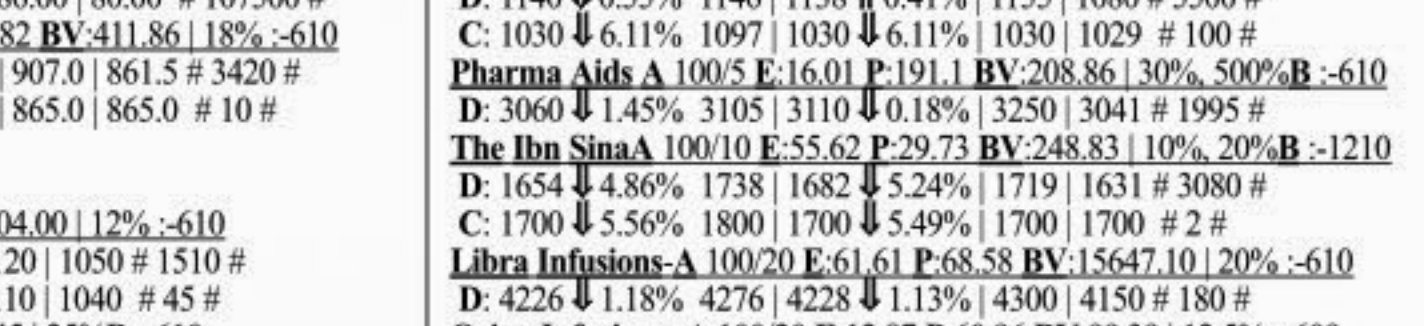
Summary table for Cement and Construction materials including Index, Change, TO (MTK), Chn., EPS, and PE.

Table listing various non-banking financial institutions like Prime Finance, Premier, and Mids Finance, with their market data.



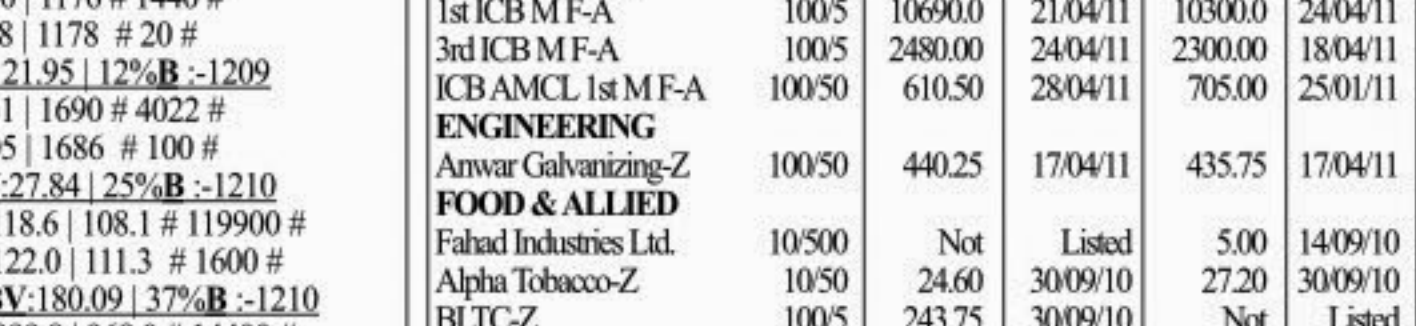
Summary table for Non-Banking Financial Institutions including Index, Change, TO (MTK), Chn., EPS, and PE.

Table listing various engineering and machinery stocks like Aftab Auto, Bank Asia, and Kaj, with their market data.



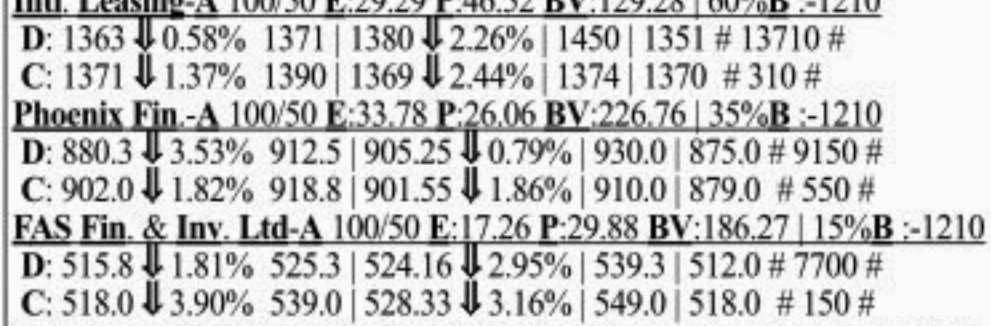
Summary table for Engineering and Machinery stocks including Index, Change, TO (MTK), Chn., EPS, and PE.

Table listing various cement and construction materials like Heideberg, Cemn, and Confidence, with their market data.



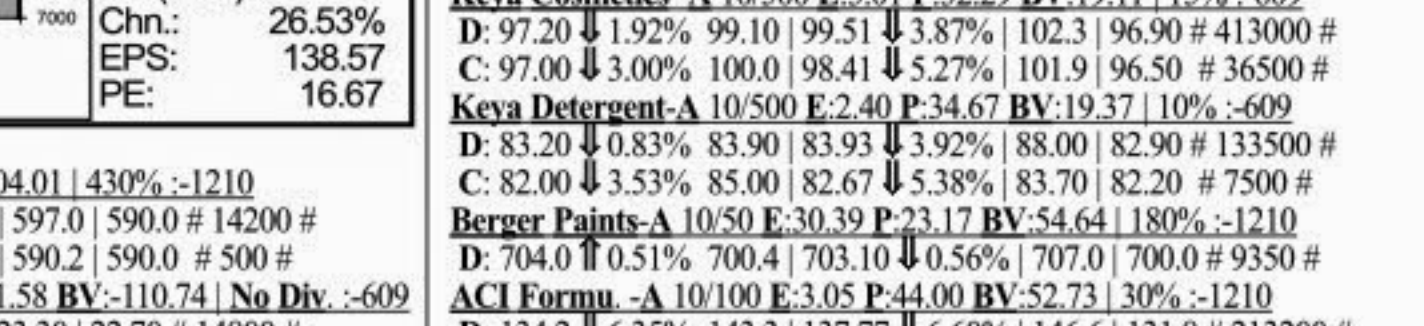
Summary table for Cement and Construction materials including Index, Change, TO (MTK), Chn., EPS, and PE.

Table listing various non-banking financial institutions like Prime Finance, Premier, and Mids Finance, with their market data.



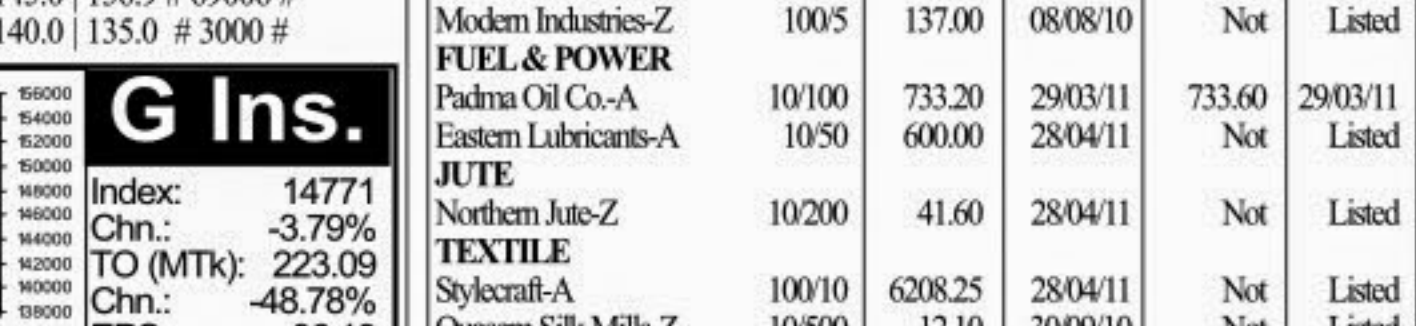
Summary table for Non-Banking Financial Institutions including Index, Change, TO (MTK), Chn., EPS, and PE.

Table listing various engineering and machinery stocks like Aftab Auto, Bank Asia, and Kaj, with their market data.



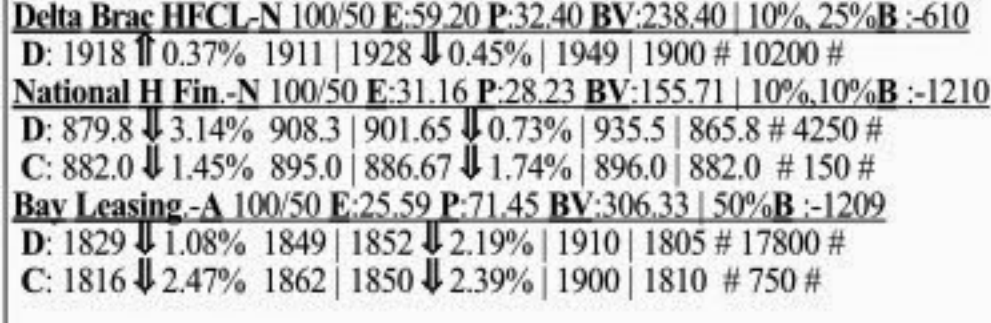
Summary table for Engineering and Machinery stocks including Index, Change, TO (MTK), Chn., EPS, and PE.

Table listing various cement and construction materials like Heideberg, Cemn, and Confidence, with their market data.



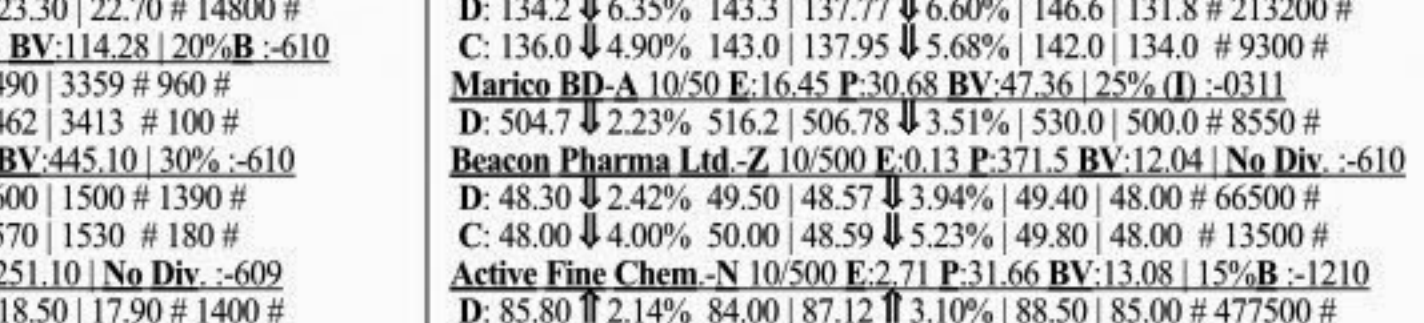
Summary table for Cement and Construction materials including Index, Change, TO (MTK), Chn., EPS, and PE.

Table listing various non-banking financial institutions like Prime Finance, Premier, and Mids Finance, with their market data.



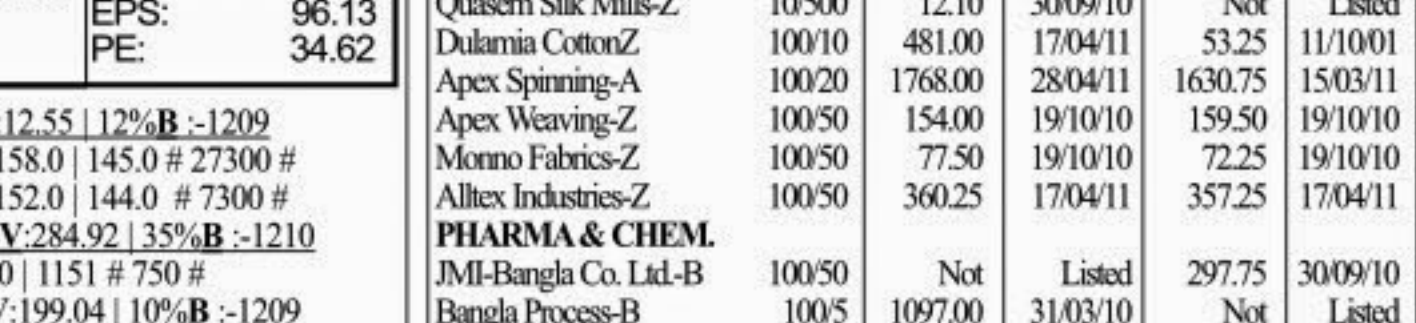
Summary table for Non-Banking Financial Institutions including Index, Change, TO (MTK), Chn., EPS, and PE.

Table listing various engineering and machinery stocks like Aftab Auto, Bank Asia, and Kaj, with their market data.



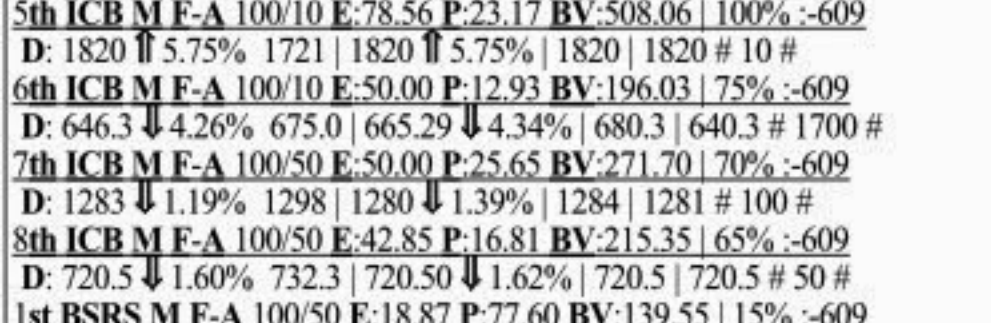
Summary table for Engineering and Machinery stocks including Index, Change, TO (MTK), Chn., EPS, and PE.

Table listing various cement and construction materials like Heideberg, Cemn, and Confidence, with their market data.




Summary table for Cement and Construction materials including Index, Change, TO (MTK), Chn., EPS, and PE.

Table listing various non-banking financial institutions like Prime Finance, Premier, and Mids Finance, with their market data.



Summary table for Non-Banking Financial Institutions including Index, Change, TO (MTK), Chn., EPS, and PE.

Table listing various engineering and machinery stocks like Aftab Auto, Bank Asia, and Kaj, with their market data.



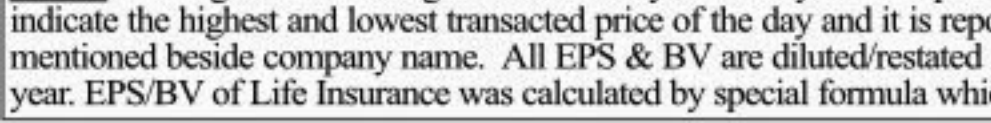
Summary table for Engineering and Machinery stocks including Index, Change, TO (MTK), Chn., EPS, and PE.

Table listing various cement and construction materials like Heideberg, Cemn, and Confidence, with their market data.



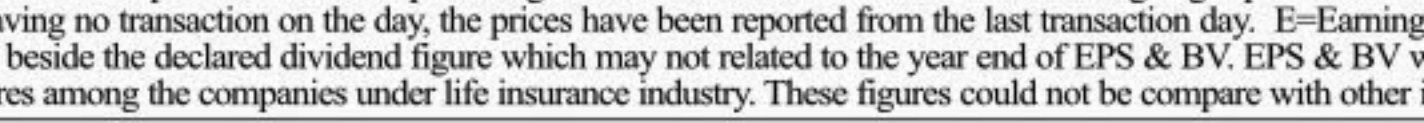
Summary table for Cement and Construction materials including Index, Change, TO (MTK), Chn., EPS, and PE.

Table listing various non-banking financial institutions like Prime Finance, Premier, and Mids Finance, with their market data.



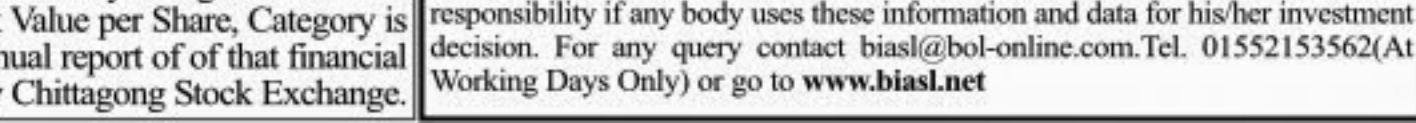
Summary table for Non-Banking Financial Institutions including Index, Change, TO (MTK), Chn., EPS, and PE.

Table listing various engineering and machinery stocks like Aftab Auto, Bank Asia, and Kaj, with their market data.



Summary table for Engineering and Machinery stocks including Index, Change, TO (MTK), Chn., EPS, and PE.

Table listing various cement and construction materials like Heideberg, Cemn, and Confidence, with their market data.



Summary table for Cement and Construction materials including Index, Change, TO (MTK), Chn., EPS, and PE.

Notes: 'Closing' is the Closing Price of the day. 'LastDay' means price of the previous trading day. 'Change%' indicates the price difference in percentage and 'M' mark indicates the direction. 'Average' prices indicate weighted average prices of all transactions of the day. 'High' and 'Low' indicate the highest and lowest traded price of the day and it is reported in separate table. For the companies having no transaction on the day, the prices have been reported from the last transaction day. E=Earning per Share, P=Price Earning Ratio, BV=Book Value per Share, Category is mentioned beside company name. All EPS & BV are diluted/restated (in applicable cases). Year end is mentioned beside the declared dividend figure which may not be related to the year end of EPS & BV. EPS & BV will be updated after getting the audited annual report of that financial year. EPS/BV of Life Insurance was calculated by special formula which is approximate just to compare those figures among the companies under the life insurance industry. These figures could not be compared with other industry's figures. Sectoral Index calculated by Chittagong Stock Exchange.