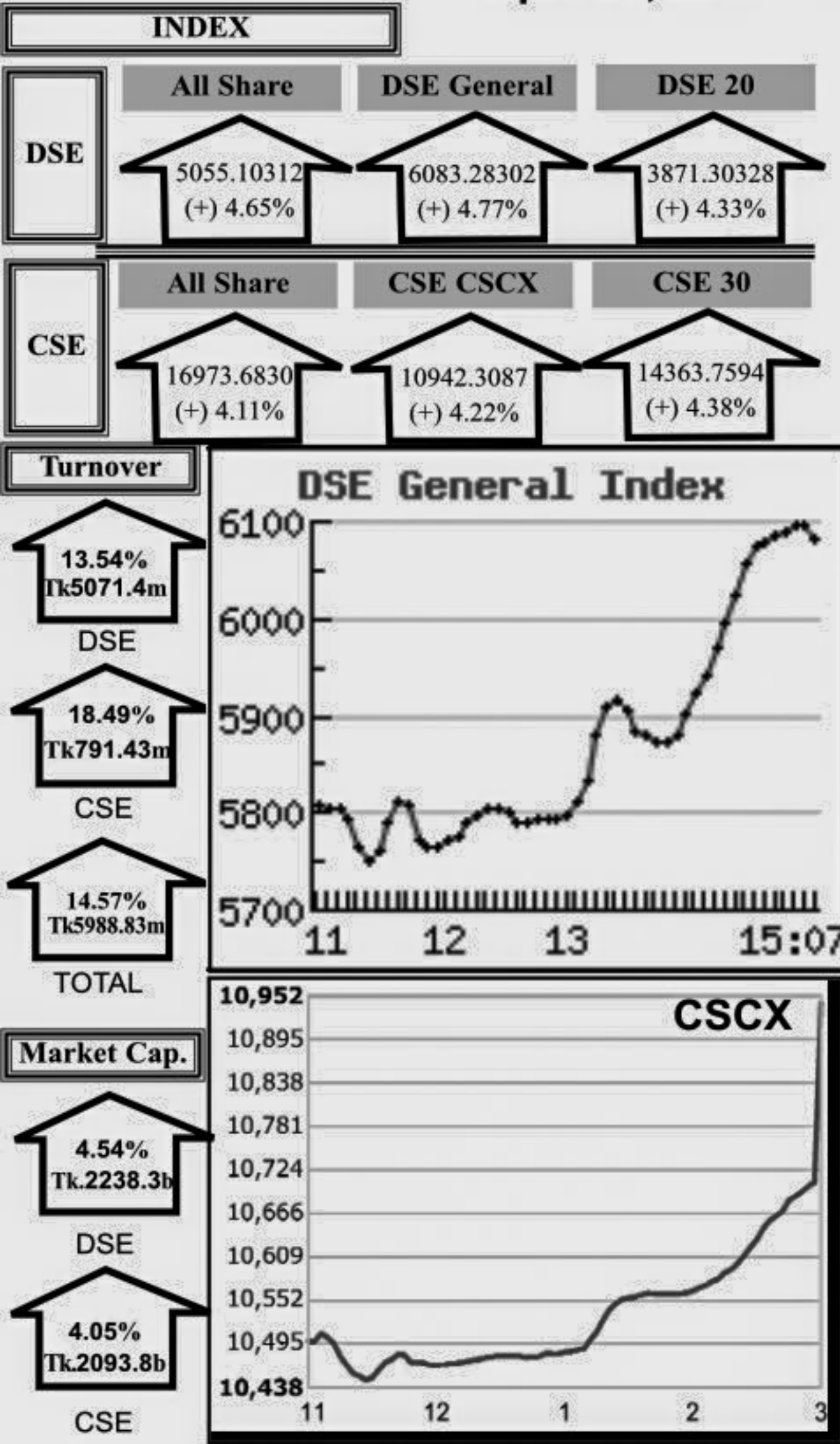
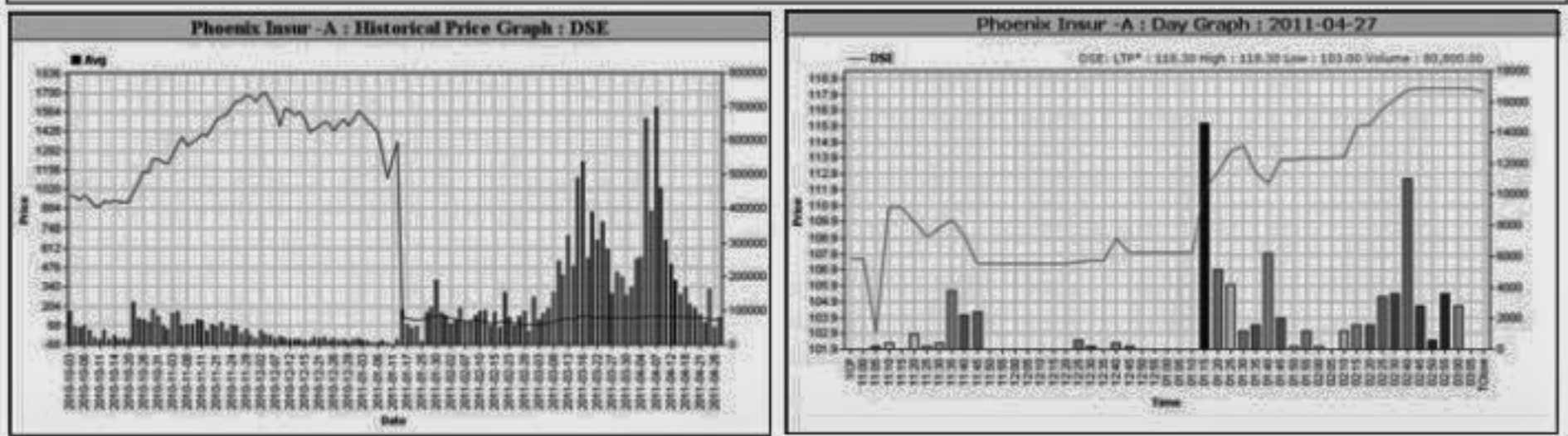


Capital Market Highlights: April 27, 2011



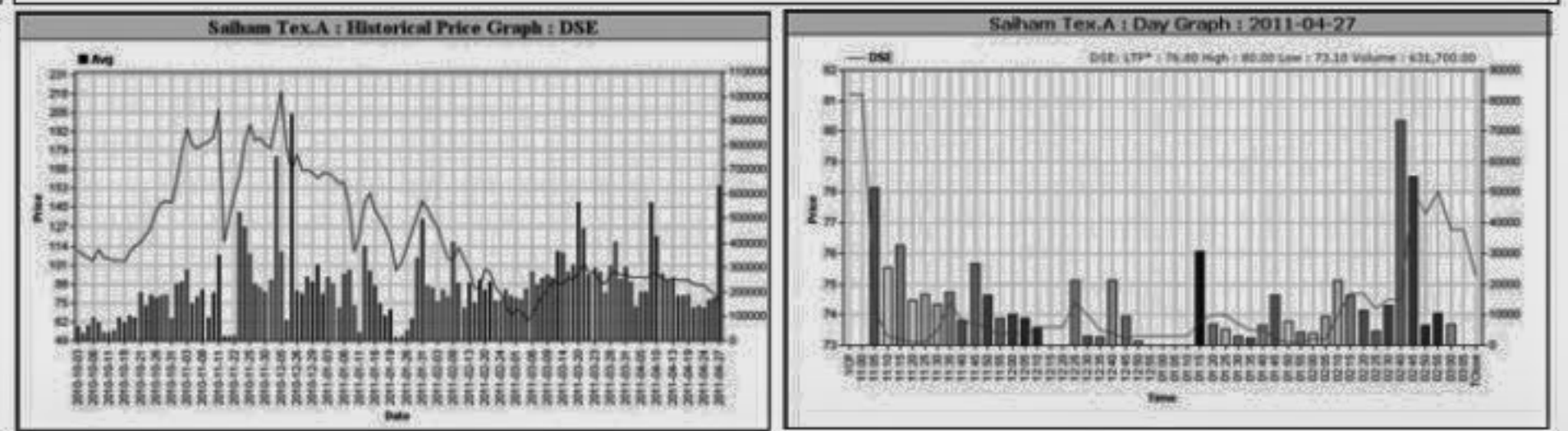
Capital Gainers

Dhaka Stock Exchange												
Company	Price Chn. (%)		Price Scale				Turnover		BookV			
	Close	Avg.	Avg.	Close	DayHi	DayLo	Yr Hi	YrLo	M.Tk	Per S	EPS	PE
Zeal Bangla Sugar-Z	9.84	8.86	27.65	27.90	27.90	26.60	27.90	13.9	1.927	-110.74	-14.35	-1.93
Phoenix Insur -A	9.76	4.43	113.80	118.10	118.30	103.00	1735.0	66.1	9.195	20.1	2.48	45.89
Fu-Wang Food A	9.40	3.31	52.14	54.70	55.00	49.30	129.8	36.4	45.561	10.89	0.6	86.90
Meghna Con. Milk -B	9.26	4.18	56.02	57.80	58.10	51.10	96.9	33.1	13.333	-34.71	0.59	94.95
Quasem Drycells -A	9.12	3.97	100.37	104.10	104.90	94.10	198.0	58.0	23.146	22.53	1.74	57.68
Deshbandhu Polymer-N	9.09	4.40	85.17	88.80	89.30	80.20	96.0	46.0	49.057	13.63	3.47	24.54
Asia Insur. Ltd.-A	9.08	2.92	65.83	68.50	69.00	61.70	1513.0	54.6	3.719	19.9	9.59	6.86
Bangladesh Welding -A	8.99	3.52	67.92	70.30	70.90	64.70	282.0	49.8	10.494	14.12	1.08	62.89
Prime Insur -A	8.96	4.16	83.64	87.60	88.40	78.20	1950.0	58.6	11.577	12.33	3.11	26.89
GreenDeltainsu -A	8.72	3.18	211.92	221.90	221.90	203.10	3198.0	168.0	27.656	76.6	12.31	17.22



Capital Losers

Dhaka Stock Exchange												
Company	Price Chn. (%)		Price Scale				Turnover		BookV			
	Close	Avg.	Avg.	Close	DayHi	DayLo	Yr Hi	YrLo	M.Tk	Per S	EPS	PE
Saiham Tex.A	-7.27	-9.53	74.01	75.30	80.00	73.10	2200.0	58.4	46.752	10.53	0.94	78.73
Libra Infusions-A	-2.60	-2.60	4088.82	4088.75	4198.00	4051.00	5242.0	1761.0	0.90015647.1	61.61	66.37	
Eastern Lubricants -A	-2.16	-2.16	585.65	585.60	620.00	561.00	1010.0	440.0	0.410	57	5	117.13
MBL 1st M. F.-A	-2.15	-1.61	9.15	9.10	9.30	9.10	11.0	8.8	0.037	0	0	
Meghna PET Ind. -Z	-1.34	-3.07	21.77	22.10	22.50	21.00	33.0	14.1	0.871	0.2	-1.64	-13.27
Delta Life Insu. -Z	-0.90	-0.90	32170.93	32170.8032265.0032166.0040699.818681.0					6.4341893.97	385.32	83.49	
ACI ZERO Bond-N	-0.65	-0.59	765.74	766.50	772.50	761.50	834.0	720.0	0.089	1000	0	

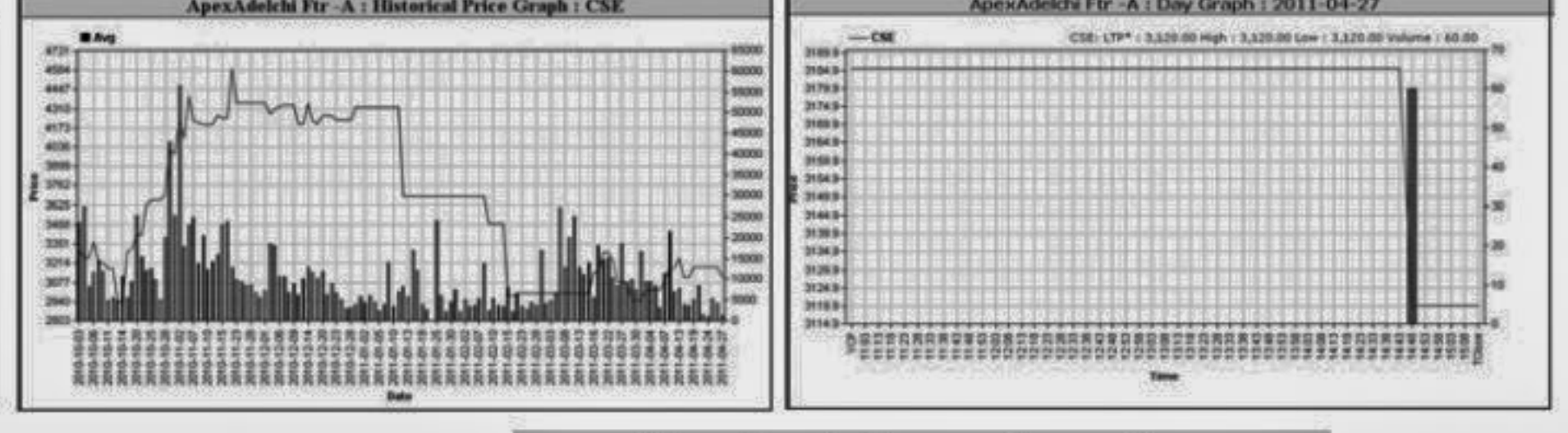


Chittagong Stock Exchange

Chittagong Stock Exchange												
Company	Price Chn. (%)		Price Scale				Turnover		BookV			
	Close	Avg.	Avg.	Close	DayHi	DayLo	Yr Hi	YrLo	M.Tk	Per S	EPS	PE
Prime Insur -A	10.53	6.06	80.63	84.00	83.50	78.00	1998.0	58.0	0.081	12.33	3.11	25.93
Beacon Pharma Ltd.-Z	10.42	6.34	51.13	53.00	52.90	49.50	99.0	36.0	1.176	12.04	0.13	393.31
Phoenix Insur -A	10.00	6.35	116.35	121.00	121.00	112.00	1750.0	65.0	0.256	20.1	2.48	46.92
Rangpur Foundry -A	9.47	5.69	101.48	104.00	103.90	100.30	167.0	71.0	0.964	15.14	2.11	48.09
Bangladesh Welding -A	9.38	5.63	68.84	70.00	70.40	64.00	275.0	48.1	0.964	14.12	1.08	63.74
Fine Foods A	9.09	4.53	69.29	72.00	72.00	66.90	138.0	46.0	1.022	11.41	2.49	27.83
Phoenix Fin. 1st MF-A	9.09	8.21	12.12	12.00	12.30	11.00	17.0	10.5	0.121	10	0	
Grameen M F One-A	8.99	6.10	86.47	88.50	89.30	82.70	123.5	63.0	0.778	34.65	3.45	25.06
Miracle Industries -B	8.64	5.53	37.95	39.00	39.40	35.60	56.0	24.1	0.455	16.05	0.87	43.62
Anilma Yam -A	8.28	4.38	478.97	497.00	496.50	448.25	577.8	135.0	0.431	107.7	0.48	997.85

Chittagong Stock Exchange

Chittagong Stock Exchange												
Company	Price Chn. (%)		Price Scale				Turnover		BookV			
	Close	Avg.	Avg.	Close	DayHi	DayLo	Yr Hi	YrLo	M.Tk	Per S	EPS	PE
ICB -A	-76.71	-76.71	850.00	850.00	850.00	850.00	5,899.0	850.0	0.006	230	68.18	12.47
Saiham Tex.A	-5.37	-9.91	73.33	75.80	77.90	72.10	2,400.0	61.0	8.359	10.53	0.94	78.01
ApexAdelchi Fir -A	-2.06	-2.05	3,120.00	3,120.00	3,120.00	3,120.00	4,617.5	2,520.0	0.187	645	202.87	15.38
Rupali Bank -Z	-1.61	-1.90	1,410.00	1,410.00	1,410.00	1,211.00	0.071	1029.2	43.65	32.30		
AMCL (Pran)-A	-1.47	-1.47	1,478.00	1,478.00	1,580.00	1,427.00	2,400.0	1,200.0	0.044	445.1	54.49	27.12
IBBLMPB-A	-1.15	-1.15	857.00	857.00	857.00	857.00	1,048.5	857.0	0.004	1000	0	
The Ibn SinaA	-0.47	-0.44	1,700.00	1,700.00	1,700.00	1,700.00	2,049.0	1,000.0	0.068	199.45	45.58	37.30



Turnover Leaders

Dhaka Stock Exchange												
Company	Vol. Share	Value (M.Tk.)	% of Total	Price Scale			C.Pts	BookV	Per S	EPS	PE	
				Avg. Close	DayHi	DayLo						
BEXIMCO Ltd. -A	831136	238,535	4.70	287.00	291.40	293.50	1.29	63.73	20.38	14.08		
BEXTEX Ltd. -A	3664164	207,081	4.08	206.00	56.52	58.00	54.90	1.05	22.81	2		
UNITED AIR-B	3179540	146,884	2.90	250.00	46.20	48.20	49.00	44.60	8.07	9.58		
Fu-wang Ceramic-A	263235	121,726	2.40	200.00	462.42	476.25	479.00	449.00	2.42	126		
Aftab Auto -A	389400	105,001	2.07	200.00	269.65	280.70	283.90	258.50	7.22	55.51		
Malek Spinning-A	1581500	101,363	2.00	250.00	64.09	66.80	67.50	61.00	32.64	1.51		
BSRM Steels-A	74270	100,162	1.98	50.00	1348.62	1399.75	1400.75	1300.00	6.16	65.59		
Titas Gas TDCLA	116225	93,800	1.85	170.00	807.05	820.00	823.75	789.00	3.67	215.5		
LankaBangla Fin. -A	503746	93,342	1.84	50.00	185.30	195.20	196.00	177.00	9.11	21.5		
National Bank -A	1579911	90,910	1.79	174.00	57.54	58.70	59.40	55.30	5.20	22.21		
One Bank -A	177290	78,488	1.55	100.00	442.71	453.25	455.00	424.00	5.04	152.55		
Prime Finance-A	451618	68,979	1.36	360.00	152.74	166.20	168.00	147.00	8.41	21.47		
RAK Ceramics-A	584280	68,592	1.35	60.00	117.40	121.40	122.00	113.20	4.75	18.04		
Square Pharma -A	19234	63,380	1.25	100	3295.20	3335.75	3360.00	3236.00	2.90	765.68		
Olympic Ind. -A	29959	63,209	1.25	850	2109.86	2156.00	2156.00	2035.00	4.88	144.42		
Maekos Spinning-A	1183250	59,041	1.16	150.00	49.90	52.00	52.50	47.60	3.30	20.78		
People's Leasing-A	450910	58,966	1.16	55.00	130.77	136.50	138.70	125.50	8.16	17.69		
DESCO Ltd. -A	30170	58,473	1.15	500	1938.12	1983.75	1990.00	1880.25	4.12	409.16		
Confidencement-A	280160	58,432	1.15	500	208.57	220.50	220.80	198.10	8.57	92.26		
Keya Cosmetics-A	552015	55,741	1.10	750	100.98	103.20	103.70	96.80	6.83	19.11		

Market Cap. Leader

Dhaka Stock Exchange												
Company	Market Cap. M. Tk.	% of Total	Average			Price Scale			BookV			
			Price	Chn. P Day	P Day	D Hi	D Lo	D Clo.	Chn%	Per S	EPS	PE
Grameenphone-A	210,282	9.39	155.73	0.34	155.21	159.9	152.1	158.8	3.12	27.07	7.93	19.64
ICB -A	92,249	4.12	3,689.95	2.35	3605.26	3769.5	3574	3718.25	3.57	230	68.18	54.12
Square Pharma -A	64,643	2.89	3,295.20	1.28	3253.57	3360	3236	3335.75	2.6	765.68	138.36	23.82
Titas Gas TDCLA	60,975	2.72	807.05	1.34	796.4	823.75	789	820	3.67	200.15	60.88	13.26
National Bank -A	49,505	2.21	57.54	3.30	55.7	59.4	55.3	58.7	5.2	22.21	7.98	7.21
BEXIMCO Ltd. -A	45,911	2.05	287.00	-0.70	289.03	293.5	282.6	291.4	1.29	63.73	20.38	14.08
Islami Bank BD -A	45,704	2.04	456.69	1.86	448.33	468.75	443	465.25	4.02	237.46	44.6	10.24
BATBCL -A	35,209	1.57	586.82	-0.69	590.89	620	570	605.8	2.8	104.01	47.98	12.23
UCBL -A	34,954	1.56	60.06	1.87	58.96	63.9	57.4	62.5	7.02	13.43	7.5	8.01
Padma Oil Co. -A	32,487	1.45	736.66	0.00	736.66	0	0	0	50.15	14.46	50.94	
DESCO Ltd. -A	31,043	1.39	1,938.12	1.56	1908.27	1990	1880.25	1983.75	4.12	409.16	85.91	22.66
Prime Bank -A	30,366	1.36	38.94	4.76	37.17	40.9	37	40.7	7.77	29.03	5.59	6.84
Summit Power -A	29,865	1.33	62.84	2.47	60.65	65.3	79.4	84.7	5.61	22.78	3.08	26.83
Pubali Bank -A	29,822	1.33	44.46	1.11	43.97	46.4	43	46	5.26	21.07	4.82	9.22
RAK Ceramics-A												