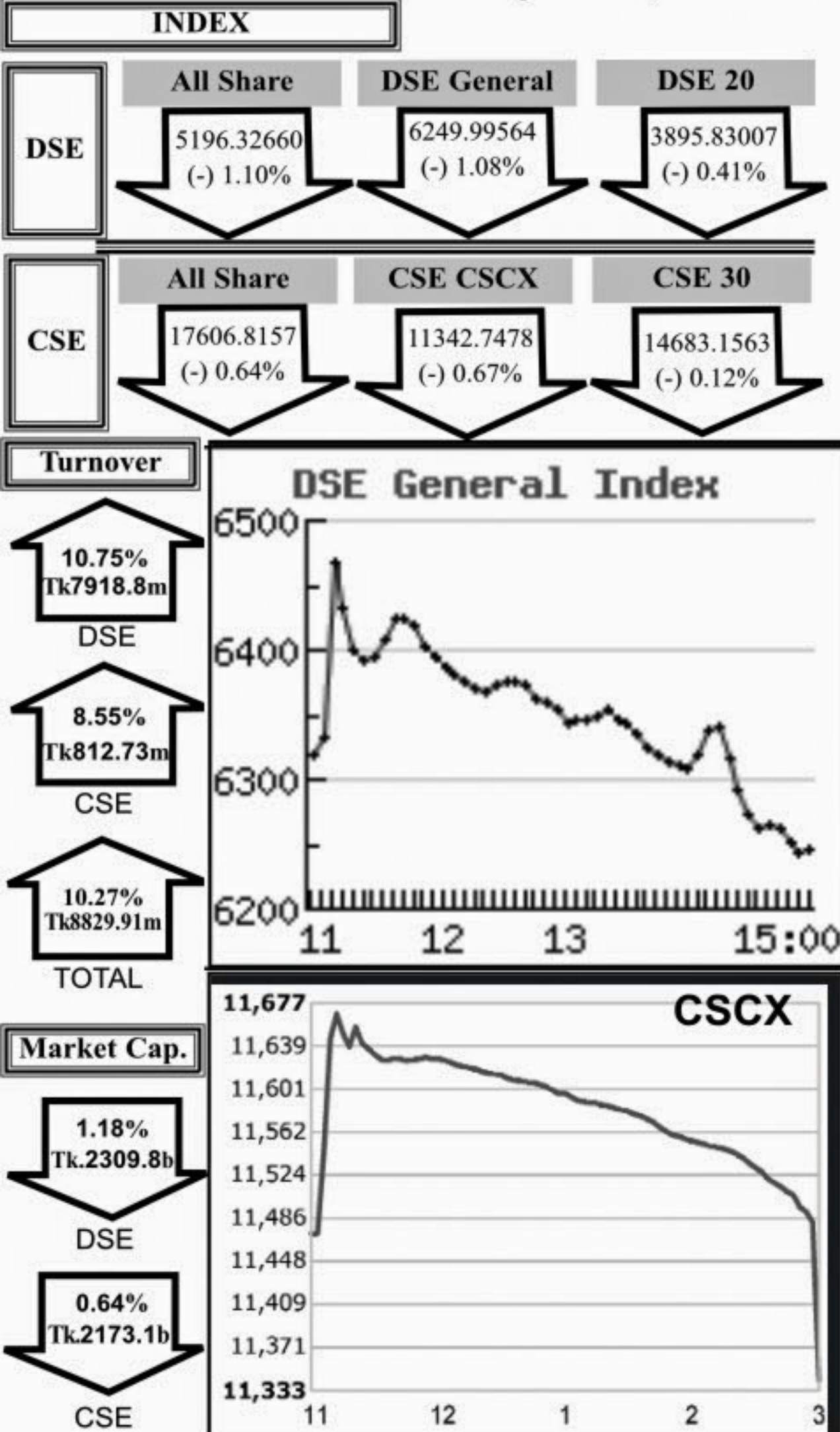


Capital Market Highlights: April 19, 2011

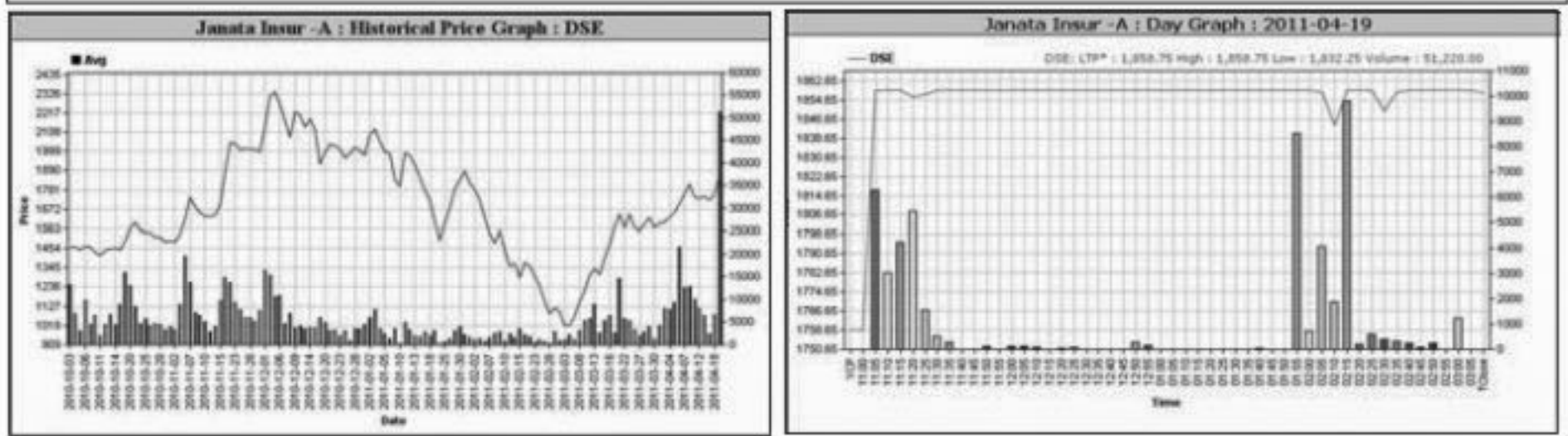


Capital Gainers

Company	Price Chn. (%)		Price Scale				Turnover		BookV		PE	
	Close	Avg.	Avg.	Close	DayHi	DayLo	Yr Hi	YrLo	M.Tk	Per S		
Janata Insur -A	5.61	5.61	1,853.90	1,857.50	1,858.75	1,832.25	2,400.00	896.5	94.98	121.95	11.13	166.57
Monno JuteX -A	4.97	2.45	3,150.00	3,150.00	3,150.00	3,150.00	4,600.00	2,014.0	0.016	1613.33	7.5	420.00
National Tea -A	3.75	3.71	5,830.25	5,832.50	5,832.50	5,705.00	7,999.83690.0	45.010	483	156.78	37.19	
ICB Emp. PMF-A	2.99	6.68	14.21	13.80	14.70	13.60	20.9	10.7	30.883	10	0	
Modern Dyeing-Z	2.48	2.21	577.19	578.50	599.75	530.50	635.0	292.0	0.127	103.83	4.03	143.22
Zeal Bangla Sugar-Z	2.30	0.28	17.83	17.80	18.40	17.40	27.5	13.9	0.005	-110.74	-14.35	-1.24
GeminiSeaFoodA	2.06	0.33	4,009.55	4,009.50	4,025.00	4,000.00	4,050.01110.0	0.441	-88.73	36.95	108.51	
8th ICB M F-A	1.90	3.12	819.61	817.75	830.00	777.00	990.0	621.0	3.115	215.35	42.85	19.13
Samorita Hospital -A	1.70	0.48	1,407.61	1,407.50	1,450.00	1,351.00	1,950.0	985.0	1.126	168.8	27.77	50.69
Islami Bank BD -A	1.28	2.59	478.40	475.00	490.00	470.75	879.0	455.0	49.024	234.76	44.6	10.73

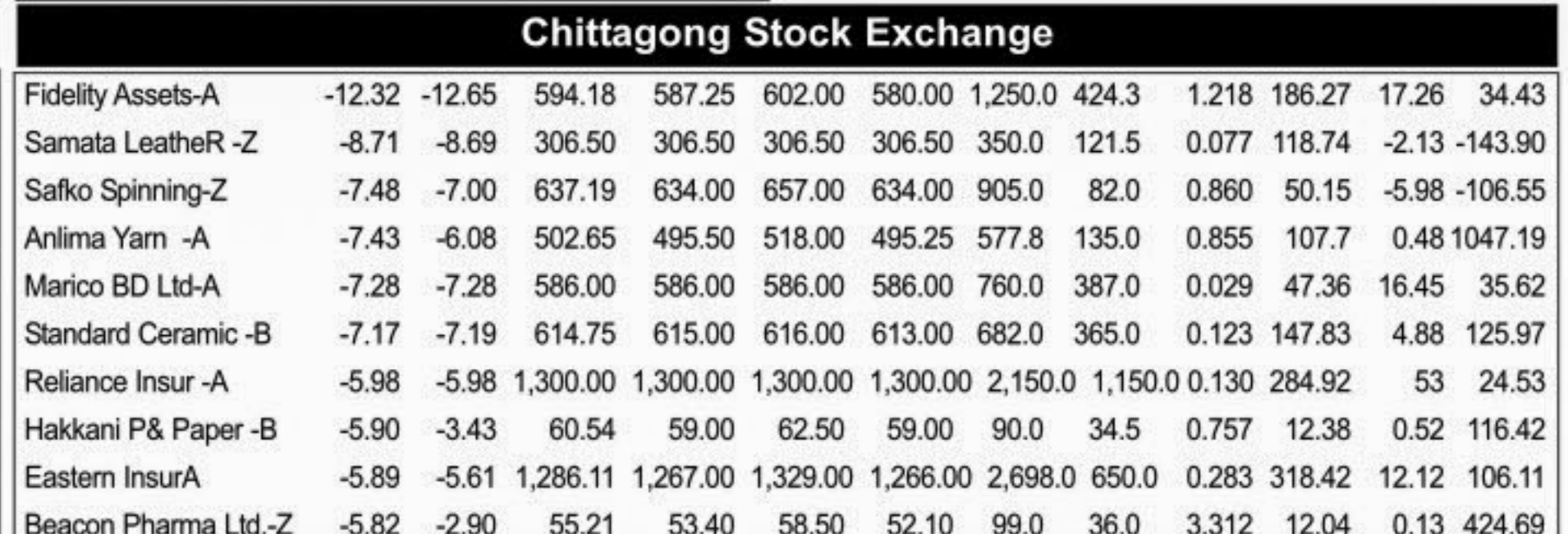
Capital Losers

Company	Price Chn. (%)		Price Scale				Turnover		BookV		PE	
	Close	Avg.	Avg.	Close	DayHi	DayLo	Yr Hi	YrLo	M.Tk	Per S		
Fidelity Assets-A	-12.96	-12.95	601.43	596.00	629.00	580.25	1,175.0	429.0	23.456	186.27	17.26	34.85
Samata Leather-Z	-8.39	-8.90	305.93	305.75	310.00	304.75	364.5	118.0	0.489	118.74	-2.13	-143.63
6th ICB M F-A	-7.39	-4.24	734.82	708.50	772.50	707.75	919.0	550.0	2.572	196.03	50	14.70
Anilma Yam -A	-7.39	-6.18	513.37	498.25	543.00	497.75	571.0	133.0	29.228	107.7	0.48	1069.52
Sonargang Tax -A	-6.74	-4.31	701.82	674.75	737.75	670.00	1,744.8	352.5	10.527	650.17	12.86	54.57
Savar Refractories-Z	-6.72	-7.72	783.52	777.75	795.00	771.50	1,425.3	411.0	0.243	114.21	5.56	140.92
Ambee Pharma -A	-6.08	-4.84	629.79	609.10	674.00	605.00	843.0	220.0	18.295	23.71	3.45	182.55
Eastern InsurA	-5.78	-4.09	1,309.43	1,275.50	1,400.00	1,270.00	2,529.0	635.0	11.523	318.42	12.12	108.04
Renwick Jaineswar-Z	-5.61	-4.80	1,041.33	1,027.00	1,060.00	1,022.25	1,470.0	545.0	0.557	-273.62	35.57	29.28
Purabi G InsuA	-5.60	-7.35	1,656.75	1,655.25	1,709.00	1,653.75	2,835.0	1,175.0	13.925	199.04	38.16	43.42



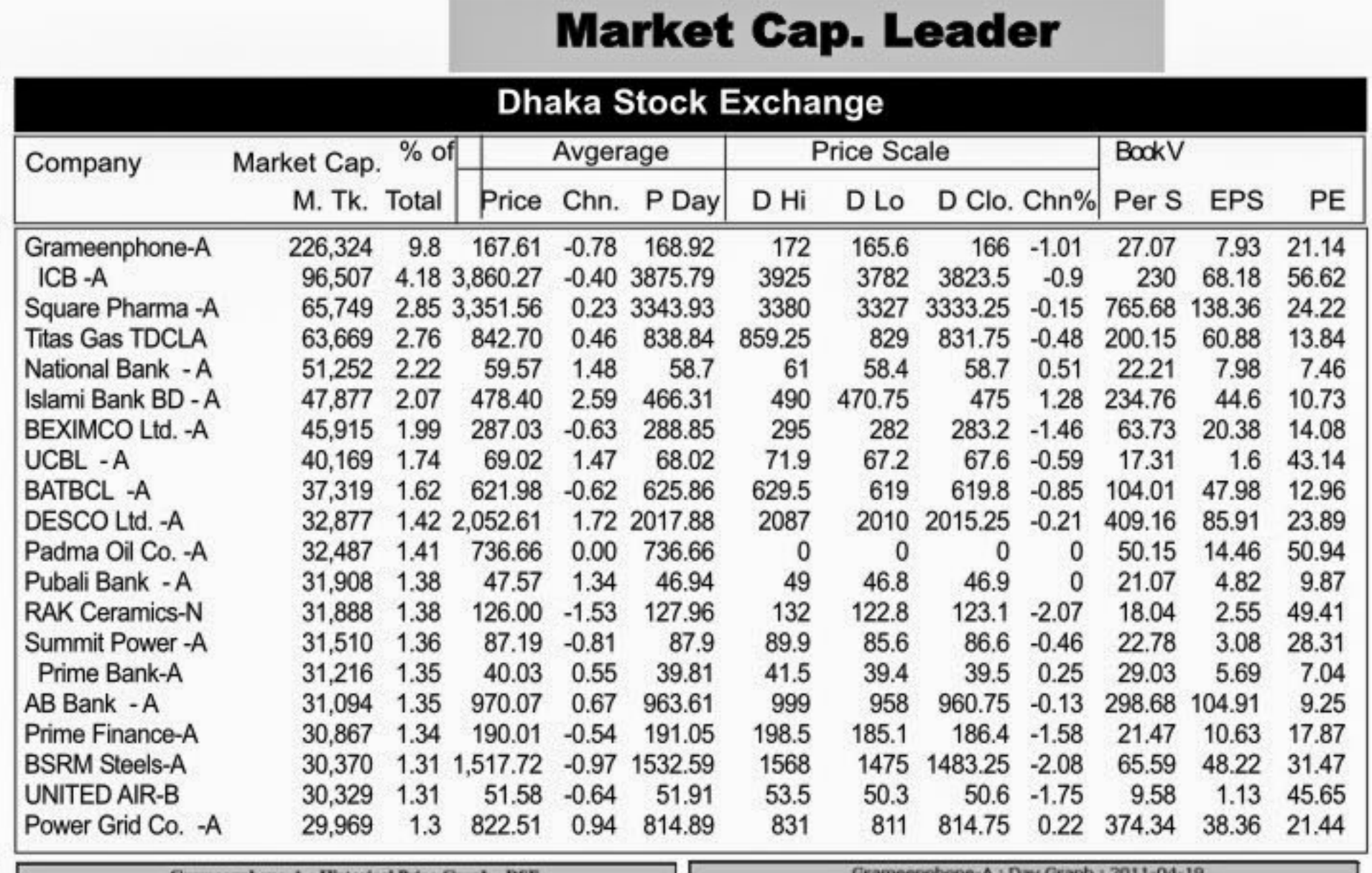
Chittagong Stock Exchange

Company	Price Chn. (%)		Price Scale				Turnover		BookV		PE	
	Close	Avg.	Avg.	Close	DayHi	DayLo	Yr Hi	YrLo	M.Tk	Per S		
National Tea -A	17.12	17.12	5832.50	5832.50	5832.50	5832.50	5,963.00	3,700.0	0.525	483	156.78	37.20
8th ICB M F-A	7.48	7.48	801.50	801.50	801.50	801.50	920.0	540.0	0.040	215.35	42.85	18.70
Janata Insur -A	5.88	4.65	1,800.24	1,800.25	1,800.25	1,800.00	2,398.0	100.0	1.260	121.95	11.13	161.75
ICB -A	3.50	3.50	3,995.00	3,995.00	4,040.00	3,950.00	5,899.0	3,000.0	0.400	230	68.18	58.59
Dhaka Ins. Ltd.-A	3.16	1.93	2,849.43	2,816.25	2,866.50	2,801.00	2,880.0	50.0	2.137	301.86	57.57	49.50
Meghna Petroleum -A	2.87	3.29	199.23	196.90	201.80	196.60	309.0	6.0	1.738	26.27	9.57	20.82
Federal Insur-A	2.85	3.46	168.94	166.00	176.50	165.00	1,500.0	109.0	4.240	12.55	1.16	145.64
National Life I -A	2.51	1.53	7,824.09	7,900.00	7,995.00	7,460.00	10,622.0	4,787.5	7.355	809.94	123.4	63.40
ApexAdechi Ftr -A	2.36	2.36	3,185.40	3,185.50	3,245.00	3,080.00	4,617.5	2,520.0	0.319	645	202.87	15.70
Islami Bank BD -A	1.71	2.63	478.15	475.25	486.00	473.50	2,400.0	4.0	7.360	234.76	44.6	10.72



Turnover Leaders

Company	Vol. Share	Value (M.Tk.)	% of Total	Price Scale			C.Pts	BookV				
				Avg. Close	DayHi	DayLo						
BEXIMCO Ltd. -A	966214	277,332	3.50	5000	287.03	283.20	295.00	-1.46	63.73	20.38	14.08	
BEXIMCO Ltd. -A	4714609	274,508	3.47	100000	58.22	57.40	60.40	57.10	-0.86	22.81	2	29.11
Titas Gas TDCLA	313110	263,858	3.33	6500	842.70	831.75	859.25	829.00	-0.48	200.15	60.88	13.84
DESCO Ltd. -A	123934	254,388	3.21	3000	2052.61	2015.25	2087.00	2010.00	-0.21	409.16	85.91	23.89
Malek Spinning-A	2776500	203,382	2.57	10000	73.25	71.60	75.90	71.00	-2.19	35.64	1.51	48.51
Aftab Auto-A	603287	173,706	2.19	5000	287.93	283.90	297.20	283.00	-0.60	55.51	15.08	19.09
BSRM Steels-A	99720	151,347	1.91	1000	1517.72	1483.25	1568.00	1475.00	-2.08	65.59	48.22	31.47
LankaBangla Fin. -A	687639	144,431	1.82	20000	210.04	205.20	217.50	204.50	-2.89	21.5	4.21	49.89
AIMS First -A	16679300	141,009	1.78	100000	8.45	8.20	8.83	8.18	-4.76	2.25	0.36	23.47
Olympic Ind. -A	57995	132,902	1.68	1800	2291.61	2222.25	2380.00	2186.00	-3.26	144.42	54.89	41.75
S. Alam CR Steel -A	178454	118,249	1.49	5000	662.63	641.25	688.00	633.00	-3.93	201.36	16.3	40.65
R. N. Spinning-A	1278150	111,657	1.41	10000	87.36	86.10	89.70	85.50	-2.49	12.38	3.88	22.52
Active Fine Chem-N	1073000	109,887	1.39	14500	102.41	101.00	104.50	100.40	-2.80	15.04	3.12	32.82
Jamuna Oil -A	390600	107,421	1.26	4200	275.02	268.60	280.00	267.00	-1.32	36.47	10.44	26.34
Square Pharma -A	30533	102,333	1.29	300	3351.56	3333.25	3380.00	3327.00	-1.15	765.68	138.36	24.22
ConfidencCement A	406520	102,276	1.29	5000	251.59	248.00	259.00	246.10	-1.63	92.26	5.72	43.98
One Bank -A	200852	99,670	1.26	2950	496.24	487.50	505.00	481.25	-0.60	152.55	59.19	8.38
Meghna Life Ins. -A	253900	96,364	1.22	2900	379.53	372.00	387.90	371.10	-1.69	48.87	10.82	35.08
RAK Ceramics-N	763743	96,231	1.22	7000	136.00	132.10	132.00	122.00	-2.07	18.04	2.55	49.41
Janata Insur -A	51237	94,988	1.20	680	1853.90	1857.50	1858.75	1832.25	5.61	121.95	11.13	166.57



Market Cap. Leader

Company	Market Cap. M. Tk.	% of Total	Average			Price Scale			BookV			
			Price	Chn. P Day	D Hi	D Lo	D Clo. Chn%					
Greenphone-A	226,324	9.8	167.61	-0.78	168.92	172	165.6	166	-1.01	27.07	7.93	21.14
ICB -A	96,507	4.18	3,860.27	-0.40	3,875.79	3,925	3,782	3,823.25	-0.9	230	68.18	58.59
Square Pharma -A	65,749	2.85	3,351.56	0.23	3,343.93	3,380	3,327	3,333.25	-0.15	765.68	138.36	24.22
Titas Gas TDCLA	63,669	2.76	842.70	0.46	838.84	859.25	829	831.75	-0.48	200.15	60.88	13.84
National Bank -A	51,252	2.22	59.57	1.48	58.7	61	58.4	58.7	0.51	22.21	7.98	7.46
Islami Bank BD -A	47,877	2.07	478.40	2.59	466.31	490	470.75	475	1.28	234.76	44.6	10.73
BEXIMCO Ltd. -A	45,915	1.99	207.83	-0.63	288.85	295	282	283.2	-1.46	63.73	20.38	14.08
UCBL -A	40,169	1.74	69.02	1.47	68.02	71.9	67.2	67.6	-0.59	17.31	1.6	43.14
BATBL -A	37,319	1.62	621.98	-0.62	625.86	625.6	619	619.8	-0.85	104.01	47.98	12.96
DESCO Ltd. -A	32,877	1.42	2,052.61	1.72	2,017.88	2,087	2,010	2,015.25	-0.21	409.16	85.91	23.89
Padma Oil Co. -A	32,487	1.41	736.66	0.00	736.66	0	0	0	0	50.15	14.46	50.94
Pubali Bank -A	31,908	1.38	47.57	1.34	46.94	49	46.8	46.9	0	21.07	4.82	9.87
RAK Ceramics-N	31,888	1.38	126.00	-1.53	127.96	132	122.8	123.1	-2.07	18.04	2.55	49.41
Summit Power -A	31,150	1.36	87.19	-0.81	87.91	89.9	85.6	86.6	-0.46	22.78	3.08	28.31
Prime Bank -A	31,216	1.35	40.03	0.55	39.81	41.5	39.4	39.5	0.25	29.03	5.69	7.04
AB Bank -A	31,094	1.35	970.07	0.67	963.61	999	968	960.75	-1.13	298.68		