# TRADED ISSUES April 17, 2011

Company -Catagory Mark Face Value/Market Lot | EPS | PE | BV | Latest Dividend :- YearEnd
DSE/CSE: Closing ⇓⇑ Change % LastDay | Average |Change ⇓⇑ %| High | Low # Trade Volume (Share)

## BANK

**AB Bank - A** 100/5 E:104.91 P:9.17 BV:298.68 | 20%, 25%B :-1209
D: 961.5 ⇓ 0.65% 967.8 | 969.95 ⇓ 0.17% | 985.0 | 960.0 # 46831 #
C: 966.0 ⇓ 0.36% 969.5 | 969.05 ⇓ 0.06% | 979.0 | 960.0 # 5993 #
**City Bank - A** 100/5 E:59.35 P:9.93 BV:296.23 | 30%B :-1210
D: 589.5 ⇓ 2.52% 604.8 | 598.84 ⇓ 1.32% | 614.8 | 583.0 # 97748 #
C: 596.5 ⇓ 1.81% 607.5 | 600.39 ⇓ 1.41% | 610.0 | 595.0 # 7920 #
**IFIC Bank - A** 100/5 E:41.26 P:21.03 BV:192.56 | 25%B :-1209
D: 867.5 ⇑ 0.81% 860.5 | 868.76 ⇑ 0.14% | 884.0 | 853.0 # 11180 #
C: 852.0 ⇓ 0.99% 860.5 | 855.01 ⇓ 0.19% | 882.0 | 844.0 # 605 #
**Islami Bank - A** 100/10 E:44.60 P:10.38 BV:234.76 | 35%B :-1210
D: 463.0 ⇓ 26.33% 628.5 | 460.54 ⇓ 26.41% | 465.0 | 455.0 # 155506 #
C: 458.8 ⇓ 25.77% 618.0 | 457.27 ⇓ 25.89% | 465.0 | 451.0 # 23120 #
**National Bank - A** 10/100 E:7.98 P:7.36 BV:22.21 | 95%B :-1210
D: 58.70 ⇑ 0.17% 58.60 | 58.88 ⇓ 0.57% | 59.90 | 58.50 # 1017424 #
C: 58.70 ⇓ 0.34% 58.90 | 58.91 ⇓ 1.37% | 60.00 | 58.60 # 154894 #

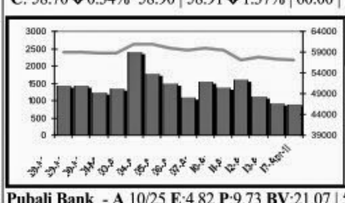

**BANK**
Index: 57042
Chn.: -0.64%
TO (MTk): 877.46
Chn.: -4.92%
EPS: 45.31
PE: 10.25

**Pubali Bank - A** 10/25 E:4.82 P:9.73 BV:21.07 | 5%, 35%B :-1210
D: 46.90 ⇓ 0.21% 47.00 | 47.03 ⇓ 0.47% | 48.00 | 46.80 # 312955 #
C: 46.90 ⇓ 0.42% 47.10 | 46.97 ⇓ 0.84% | 47.90 | 46.70 # 61850 #
**Rupali Bank - Z** 100/10 E:43.65 P:33.57 BV:1029.20 | 10%B :-1210
D: 1466 ⇑ 2.66% 1428 | 1467 ⇑ 2.19% | 1497 | 1442 # 4080 #
C: 1425 ⇑ 0.16% 1423 | 1466 ⇑ 0.81% | 1490 | 1425 # 140 #
**UCBL - A** 10/50 E:1.60 P:42.38 BV:17.31 | 30%B :-1209
D: 67.80 ⇓ 0.29% 68.00 | 68.05 ⇓ 1.19% | 69.80 | 67.20 # 484540 #
C: 68.00 ⇓ 0.58% 68.40 | 68.26 ⇓ 1.53% | 69.50 | 67.00 # 132970 #
**Uttara Bank - A** 10/25 E:5.40 P:12.46 BV:28.28 | 20%, 20%B :-1210
D: 67.30 ⇓ 0.59% 67.70 | 67.67 ⇓ 1.01% | 69.00 | 67.10 # 201220 #
C: 67.40 ⇓ 0.30% 67.60 | 67.64 ⇓ 1.01% | 69.00 | 67.10 # 63675 #
**ICB Is. Bank-Z** 10/500 E:-2.04 P:-5.98 BV:-8.73 | No Div. :-1210
D: 12.20 ⇓ 3.17% 12.60 | 12.27 ⇓ 3.23% | 12.60 | 12.10 # 657000 #
**Eastern Bank - A** 10/200 E:5.54 P:9.08 BV:26.74 | 55%B :-1210
D: 50.30 ⇓ 0.98% 50.80 | 50.56 ⇓ 0.77% | 51.10 | 50.00 # 183145 #
C: 50.00 ⇓ 0.40% 50.20 | 50.10 ⇓ 0.54% | 51.30 | 49.70 # 37710 #
**Al Arafa Islami B-A** 10/250 E:3.21 P:10.34 BV:13.03 | 26%B :-1210
D: 33.20 ⇑ 2.15% 32.50 | 32.99 ⇑ 0.55% | 33.80 | 32.30 # 817500 #
C: 32.60 ⇓ 0.31% 32.70 | 32.62 ⇓ 0.97% | 33.20 | 32.30 # 138750 #
**Prime Bank-A** 10/250 E:5.69 P:6.96 BV:29.03 | 35%B, 5% :-1210
D: 39.60 ⇓ 1.25% 40.10 | 39.79 ⇓ 1.63% | 40.50 | 39.40 # 712138 #
C: 39.70 ⇓ 1.24% 40.20 | 39.93 ⇓ 0.84% | 40.50 | 39.40 # 53751 #
**Southeast Bank-A** 100/50 E:37.67 P:8.08 BV:197.82 | 20%B,10% :-1210
D: 304.5 ⇑ 1.00% 301.5 | 304.11 ⇑ 0.15% | 306.5 | 302.3 # 192604 #
C: 302.5 ⇑ 0.25% 301.8 | 302.63 ⇑ 0.26% | 307.0 | 301.3 # 35387 #
**Dhaka Bank -A** 10/100 E:4.67 P:8.20 BV:18.33 | 35%B :-1210
D: 38.30 ⇓ 1.79% 39.00 | 38.73 ⇓ 1.87% | 39.50 | 38.00 # 190004 #
C: 38.80 ⇓ 1.27% 39.30 | 38.85 ⇓ 2.17% | 46.00 | 25.40 # 36920 #
**N C C Bank -A** 10/250 E:4.04 P:8.61 BV:15.75 | 32%B :-1210
D: 34.80 ⇓ 0.57% 35.00 | 35.15 ⇓ 0.20% | 35.90 | 34.60 # 520110 #
C: 34.90 ⇓ 0.85% 35.20 | 34.97 ⇓ 0.91% | 35.80 | 34.60 # 144750 #
**Social Invest. B-A** 10/250 E:1.89 P:13.07 BV:12.32 | 14%B :-1210
D: 24.70 ⇑ 0.82% 24.50 | 24.79 ⇑ 0.36% | 25.20 | 24.60 # 839905 #
C: 24.70 ⇑ 0.80% 24.90 | 24.74 ⇑ 0.72% | 25.00 | 24.60 # 115298 #
**Dutch Bangla B- A** 100/50 E:100.12 P:14.05 BV:350.05 | 30% :-1210
D: 1407 ⇓ 2.19% 1438 | 1415 ⇓ 2.50% | 1437 | 1403 # 7500 #
C: 1419 ⇓ 3.17% 1465 | 1421 ⇓ 3.09% | 1450 | 1415 # 550 #
**MutualTrust Bank-A** 100/50 E:38.86 P:9.33 BV:172.16 | 20%B :-1210
D: 362.8 ⇑ 0.76% 360.0 | 364.47 ⇑ 0.40% | 370.0 | 361.0 # 33840 #
C: 359.8 ⇑ 0.07% 360.0 | 361.45 ⇑ 0.17% | 365.0 | 357.0 # 5756 #
**Standard Bank -A** 100/50 E:33.71 P:8.94 BV:138.50 | 28%B :-1210
D: 301.3 ⇑ 0.58% 299.5 | 304.01 ⇑ 1.13% | 307.8 | 300.0 # 69335 #
C: 301.5 ⇑ 0.50% 300.0 | 301.96 ⇑ 0.44% | 305.8 | 300.3 # 9534 #
**One Bank -A** 100/50 E:59.19 P:8.30 BV:152.55 | 55%B :-1210
D: 491.3 ⇓ 0.56% 494.0 | 494.00 ⇓ 1.21% | 500.0 | 490.0 # 82202 #
C: 491.8 ⇓ 0.71% 495.3 | 494.40 ⇓ 1.10% | 502.0 | 490.0 # 5982 #
**Bank Asia -A** 100/50 E:45.90 P:9.84 BV:167.94 | 40%B :-1210
D: 451.8 ⇓ 1.69% 459.5 | 455.86 ⇓ 1.13% | 465.0 | 451.0 # 20464 #
C: 455.3 ⇓ 1.03% 460.0 | 456.11 ⇓ 0.72% | 458.8 | 455.0 # 1500 #
**Mercantile Bank -A** 100/50 E:33.64 P:9.05 BV:169.61 | 22%B :-1210
D: 304.5 ⇑ 0.33% 303.5 | 308.79 ⇑ 0.99% | 314.8 | 302.0 # 220703 #
C: 306.3 ⇑ 1.07% 303.0 | 308.29 ⇑ 1.13% | 312.0 | 303.0 # 18916 #
**EXIM Bank-A** 10/100 E:3.95 P:8.43 BV:13.50 | 35%B :-1210
D: 33.30 ⇓ 1.77% 33.90 | 33.54 ⇓ 1.84% | 34.90 | 33.20 # 663521 #
C: 33.60 ⇓ 0.88% 33.90 | 33.73 ⇓ 1.03% | 34.40 | 33.50 # 68300 #
**Jamuna Bank -A** 10/250 E:2.94 P:10.03 BV:23.56 | 22%B :-1210
D: 29.50 ⇓ 1.67% 30.00 | 29.84 ⇓ 2.04% | 30.90 | 29.40 # 479229 #
C: 29.90 ⇓ 1.97% 30.50 | 30.09 ⇓ 1.92% | 30.90 | 29.70 # 91246 #
**Brac Bank -A** 100/50 E:56.81 P:7.81 BV:291.14 | 10%,20%B :-1210
D: 443.5 ⇓ 1.17% 448.8 | 445.90 ⇓ 1.18% | 454.0 | 441.5 # 48456 #
C: 442.8 ⇓ 0.28% 444.0 | 444.68 ⇓ 0.86% | 449.0 | 441.0 # 2817 #
**Shahjalal Islami -A** 10/50 E:6.05 P:7.83 BV:19.70 | 30%B :-1210
D: 47.40 ⇑ 0.42% 47.20 | 47.54 ⇓ 0.34% | 48.10 | 47.10 # 467500 #
C: 47.10 ⇓ 0.42% 47.30 | 47.41 ⇓ 0.61% | 48.10 | 47.00 # 142050 #
**Premier Bank -N** 10/250 E:4.64 P:7.26 BV:15.65 | 31%B :-1210
D: 33.70 ⇓ 1.17% 34.10 | 33.91 ⇓ 2.08% | 34.60 | 33.60 # 659105 #
C: 33.70 ⇓ 1.46% 34.20 | 33.97 ⇓ 2.19% | 34.30 | 33.60 # 96250 #
**Trust Bank-A** 100/50 E:47.90 P:7.86 BV:188.84 | 20%B :-1210
D: 376.5 ⇑ 0.53% 374.5 | 378.76 ⇓ 0.04% | 384.5 | 375.0 # 19170 #
C: 376.5 ⇓ 0.07% 376.8 | 378.32 ⇓ 0.22% | 382.8 | 375.0 # 1050 #
**First Secu. Bk-A** 10/100 E:1.08 P:25.46 BV:2.61 | 10%B :-1209
D: 27.50 ⇑ 0.36% 27.40 | 27.53 ⇓ 0.25% | 28.00 | 27.20 # 198270 #
C: 27.50 ⇓ 0.72% 27.70 | 27.55 ⇓ 1.11% | 27.90 | 27.40 # 70520 #

## NON BANKING F I

**IDLC Fin. -A** 100/20 E:81.37 P:29.74 BV:244.24 | 35%,65%B :-1210
D: 2420 ⇓ 0.98% 2444 | 2444 ⇓ 0.93% | 2489 | 2410 # 15703 #
C: 2443 ⇓ 0.65% 2459 | 2454 ⇓ 0.96% | 2495 | 2440 # 871 #
**United Leasing - A** 100/20 E:71.64 P:22.59 BV:307.00 | 7.5%,75%B :-1210
D: 1618 ⇓ 0.92% 1633 | 1633 ⇓ 0.40% | 1672 | 1612 # 19480 #
**Uttara Finance -A** 10/50 E:12.51 P:19.55 BV:52.21 | 25%B :-1209
D: 244.6 ⇓ 0.45% 245.7 | 246.28 ⇓ 1.26% | 253.0 | 243.2 # 79681 #
C: 244.8 ⇓ 0.53% 246.1 | 246.38 ⇓ 0.63% | 248.0 | 244.5 # 1250 #
**Midas Financing-A** 100/50 E:12.89 P:107.4 BV:90.48 | 35%B :-610
D: 1384 ⇓ 0.88% 1397 | 1405 ⇓ 1.15% | 1438 | 1370 # 21272 #
C: 1386 ⇓ 2.41% 1420 | 1390 ⇓ 2.26% | 1412 | 1368 # 300 #
**First LeaseA** 100/50 E:27.56 P:30.25 BV:157.60 | 25%B :-1210
D: 833.8 ⇓ 2.11% 851.8 | 843.17 ⇓ 2.52% | 864.5 | 831.0 # 13500 #
C: 839.8 ⇓ 0.15% 841.0 | 841.81 ⇓ 2.43% | 844.0 | 835.3 # 200 #
**People`sLeas.-A** 10/100 E:5.41 P:27.19 BV:17.69 | 75%B :-1210
D: 147.1 ⇓ 1.87% 149.9 | 148.28 ⇓ 1.93% | 151.9 | 146.2 # 388250 #
C: 147.0 ⇓ 2.00% 150.0 | 148.66 ⇓ 2.23% | 152.0 | 146.5 # 57200 #
**Prime Finance-A** 10/50 E:10.63 P:18.03 BV:21.47 | 80%B :-1210
D: 191.7 ⇓ 1.34% 194.3 | 193.58 ⇓ 2.47% | 199.0 | 191.0 # 217950 #
C: 191.8 ⇓ 1.24% 194.2 | 193.66 ⇓ 1.91% | 199.0 | 191.2 # 15990 #
**Premier Leasing-A** 100/50 E:26.28 P:29.65 BV:125.84 | 26%B :-1210
D: 779.3 ⇓ 14.79% 914.5 | 801.20 ⇓ 12.02% | 819.0 | 775.0 # 99620 #
C: 781.5 ⇓ 14.71% 916.3 | 797.73 ⇓ 11.96% | 820.8 | 777.0 # 10300 #
**Islamic Finance-A** 100/50 E:18.03 P:31.24 BV:134.99 | 16%B :-1210
D: 563.3 ⇓ 2.68% 578.8 | 568.61 ⇓ 1.41% | 585.0 | 561.0 # 36471 #
C: 560.5 ⇓ 2.31% 573.8 | 563.06 ⇓ 1.78% | 569.0 | 560.0 # 2700 #

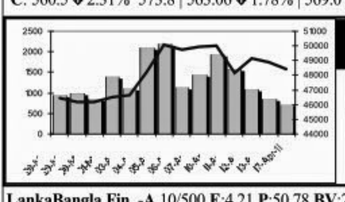

**NBFI**
Index: 48442
Chn.: -0.85%
TO (MTk): 702.92
Chn.: -18.11%
EPS: 51.76
PE: 29.02

**LankaBangla Fin. -A** 10/500 E:4.21 P:50.78 BV:21.50 | 55%B :-1210
D: 213.8 ⇓ 2.55% 219.4 | 215.77 ⇓ 2.37% | 221.5 | 213.5 # 282251 #
C: 214.4 ⇓ 1.33% 217.3 | 215.62 ⇓ 1.71% | 219.0 | 213.5 # 32450 #
**B I F C -A** 100/50 E:28.03 P:32.82 BV:124.90 | 22.5%B :-1209
D: 920.0 ⇓ 3.66% 955.0 | 932.60 ⇓ 4.38% | 965.0 | 910.0 # 28842 #
C: 920.3 ⇓ 3.64% 955.0 | 941.54 ⇓ 3.41% | 957.0 | 920.0 # 1500 #
**I P D C -A** 100/50 E:12.84 P:40.99 BV:214.08 | 10%B :-1209
D: 526.3 ⇓ 3.00% 542.5 | 534.71 ⇓ 2.79% | 554.5 | 523.3 # 25850 #
C: 521.3 ⇓ 4.27% 544.5 | 530.03 ⇓ 3.44% | 554.0 | 515.0 # 6950 #
**Union Capital -A** 10/500 E:7.17 P:16.44 BV:12.78 | 75%B :-1210
D: 117.9 ⇓ 2.00% 120.3 | 119.06 ⇓ 2.56% | 122.0 | 117.1 # 204375 #
C: 118.2 ⇓ 1.42% 119.9 | 118.80 ⇓ 3.00% | 123.0 | 117.9 # 17500 #
**BD Finance-A** 10/100 E:5.59 P:27.80 BV:21.17 | 22%B :-1210
D: 155.4 ⇓ 1.27% 157.4 | 156.30 ⇓ 2.83% | 159.3 | 154.6 # 132100 #
C: 154.6 ⇓ 2.71% 158.9 | 156.92 ⇓ 2.28% | 162.0 | 153.6 # 36400 #
**Intl. Leasing-A** 100/50 E:29.29 P:49.58 BV:129.28 | 60%B :-1210
D: 1452 ⇓ 1.36% 1472 | 1460 ⇓ 2.38% | 1505 | 1439 # 21725 #
C: 1450 ⇓ 0.96% 1464 | 1469 ⇓ 0.32% | 1520 | 1450 # 1030 #
**Phoenix Fin.-A** 100/50 E:45.60 P:30.16 BV:306.12 | 35%B :-1210
D: 1376 ⇓ 1.49% 1396 | 1390 ⇓ 1.59% | 1425 | 1370 # 14564 #
C: 1407 ⇑ 0.43% 1401 | 1407 ⇓ 4.32% | 1457 | 1385 # 200 #
**Fidelity Assets-A** 100/50 E:19.85 P:34.50 BV:214.21 | 15%B :-1210
D: 684.8 ⇓ 2.28% 700.8 | 690.93 ⇓ 1.31% | 710.0 | 675.3 # 28714 #
C: 669.8 ⇓ 3.35% 693.0 | 680.24 ⇓ 2.29% | 693.0 | 668.0 # 1200 #
**Delta Brac HFCL-N** 100/50 E:59.20 P:32.52 BV:238.40 | 10%, 25%B :-610
D: 1925 ⇓ 1.14% 1948 | 1948 ⇓ 1.18% | 1979 | 1921 # 5793 #
**National H Fin.-N** 100/50 E:20.01 P:55.71 BV:124.56 | 17.5% :-1209
D: 1115 ⇓ 1.87% 1136 | 1123 ⇓ 1.77% | 1154 | 1066 # 15550 #
C: 1111 ⇑ 0.07% 1110 | 1115 ⇓ 1.86% | 1141 | 1105 # 900 #
**Bay Leasing.-A** 100/50 E:25.59 P:78.29 BV:306.33 | 50%B :-1209
D: 2004 ⇓ 0.77% 2019 | 2020 ⇓ 1.40% | 2065 | 1997 # 36550 #
C: 2004 ⇓ 0.90% 2022 | 2016 ⇓ 1.77% | 2050 | 2000 # 1350 #

## INVESTMENT

**ICB -A** 100/50 E:68.18 P:57.54 BV:230.00 | 15%, 25%B :-610
D: 3923 ⇑ 0.63% 3898 | 3933 ⇓ 0.62% | 3997 | 3816 # 2700 #
**3rd ICB M F-A** 100/5 E:121.40 P:20.59 BV:415.05 | 140% :-609
D: 2500 ⇓ 0.95% 2524 | 2500 ⇓ 0.94% | 2500 | 2500 # 5 #
**5th ICB M F-A** 100/10 E:78.56 P:22.97 BV:508.06 | 100% :-609
D: 1805 ⇑ 0.94% 1788 | 1805 ⇑ 0.94% | 1810 | 1797 # 170 #
**6th ICB M F-A** 100/10 E:50.00 P:14.59 BV:196.03 | 75% :-609
D: 729.5 ⇑ 6.34% 686.0 | 725.75 ⇑ 4.41% | 737.3 | 697.8 # 10430 #
C: 730.8 ⇑ 5.45% 693.0 | 730.79 ⇑ 5.45% | 738.0 | 725.0 # 140 #
**7th ICB M F-A** 100/50 E:50.00 P:25.91 BV:271.70 | 70% :-609
D: 1296 ⇓ 1.61% 1317 | 1296 ⇓ 1.72% | 1379 | 1251 # 900 #
**8th ICB M F-A** 100/50 E:42.85 P:18.08 BV:215.35 | 65% :-609
D: 774.8 ⇑ 2.58% 755.3 | 774.81 ⇑ 2.58% | 780.0 | 759.0 # 1250 #
**1st BSRS M F-A** 100/50 E:18.87 P:89.40 BV:139.55 | 15% :-609
D: 1687 ⇓ 0.18% 1690 | 1687 ⇓ 0.66% | 1725 | 1652 # 13462 #
C: 1687 ⇓ 1.33% 1710 | 1646 ⇓ 3.72% | 1687 | 1626 # 150 #
**AIMS First -A** 1/2500 E:0.36 P:22.64 BV:2.25 | 10%1B:5 :-607
D: 8.15 ⇑ 3.95% 7.84 | 8.10 ⇑ 3.71% | 8.25 | 7.90 # 18762000 #
C: 8.12 ⇑ 4.37% 7.78 | 8.10 ⇑ 4.25% | 8.26 | 7.50 # 5972000 #
**ICB AMCL1stMF-A** 100/50 E:37.98 P:16.69 BV:170.99 | 50% :-610
D: 633.8 ⇑ 3.85% 610.3 | 635.56 ⇑ 4.20% | 648.0 | 621.0 # 7750 #
**ICB A. IslamicMF-A** 100/50 E:26.60 P:13.69 BV:142.70 | 35% :-610
D: 364.3 ⇑ 0.62% 362.0 | 373.27 ⇑ 2.31% | 383.5 | 363.0 # 26850 #
**Grameen M F 1-A** 10/500 E:3.45 P:26.67 BV:34.65 | 71% :-609
D: 92.00 ⇑ 2.11% 90.10 | 92.00 ⇑ 2.60% | 94.00 | 90.10 # 450000 #
C: 91.10 ⇑ 1.90% 89.40 | 91.66 ⇑ 2.61% | 93.50 | 90.20 # 31500 #
**ICB A. 1st NRB -A** 100/50 E:25.44 P:17.94 BV:112.76 | 35% :-610
D: 456.5 ⇑ 1.50% 449.8 | 459.37 ⇑ 0.55% | 466.8 | 450.0 # 9400 #
**ICB A. 2nd NRB -A** 100/50 E:14.15 P:13.99 BV:100.00 | 22.0% :-610
D: 198.0 ⇑ 0.13% 197.8 | 199.59 ⇑ 0.17% | 201.8 | 196.8 # 97350 #
C: 198.3 ⇑ 1.80% 194.8 | 198.18 ⇑ 1.44% | 200.5 | 198.0 # 2500 #
**Grameen1:Sch.2 -A** 10/500 E:1.20 P:20.00 BV:12.70 | 11.50% :-609
D: 24.00 ⇑ 0.00% 24.00 | 24.42 ⇑ 0.83% | 24.90 | 23.90 # 1811000 #
C: 24.00 ⇑ 0.00% 24.00 | 24.30 ⇑ 1.29% | 25.10 | 23.90 # 337000 #
**Prime Fin. 1st MF-A** 10/500 E:1.40 P:17.21 BV:10.00 | 12.5% :-609
D: 24.10 ⇑ 3.43% 23.30 | 24.09 ⇑ 1.26% | 24.80 | 23.50 # 1014000 #
C: 24.00 ⇑ 1.27% 23.70 | 24.01 ⇑ 0.04% | 24.50 | 23.00 # 36500 #
**EBL 1st MF-A** 10/500 E:0.00 P: BV:10.00 | :-
D: 13.80 ⇑ 1.47% 13.60 | 13.99 ⇑ 0.72% | 14.20 | 13.70 # 1032000 #
C: 13.90 ⇑ 2.21% 13.60 | 14.04 ⇑ 2.56% | 14.20 | 13.70 # 128500 #
**AMCL 2nd MF-A** 100/50 E:0.00 P: BV:100.00 | 14% :-610
D: 136.5 ⇑ 0.00% 136.5 | 137.85 ⇑ 0.26% | 140.0 | 136.0 # 41750 #
C: 135.8 ⇓ 2.16% 138.8 | 139.08 ⇑ 0.83% | 143.0 | 135.8 # 2500 #
**ICB Emp.PMF-A** 10/500 E:0.00 P: BV:10.00 | 11.50% :-610
D: 12.40 ⇑ 2.48% 12.10 | 12.57 ⇑ 2.61% | 12.80 | 12.30 # 890000 #
C: 12.60 ⇑ 5.00% 12.00 | 12.56 ⇑ 2.61% | 12.80 | 12.20 # 57000 #
**Trust Bk 1st MF-A** 10/500 E:0.00 P: BV:10.00 | :-
D: 12.50 ⇑ 1.63% 12.30 | 12.59 ⇑ 1.86% | 12.80 | 12.40 # 2789500 #
C: 12.50 ⇑ 1.63% 12.30 | 12.62 ⇑ 1.77% | 12.90 | 12.20 # 312500 #
**Prime Bk 1st MF-A** 10/500 E:0.00 P: BV:10.00 | 10% :-610
D: 10.50 ⇑ 2.94% 10.20 | 10.43 ⇑ 1.16% | 10.60 | 10.20 # 505500 #
C: 10.30 ⇑ 0.00% 10.30 | 10.35 ⇑ 0.48% | 10.50 | 10.10 # 8500 #
**DBH 1st MF-A** 10/500 E:0.00 P: BV:10.00 | 7% :-610
D: 12.80 ⇑ 2.40% 12.50 | 12.86 ⇑ 1.90% | 13.00 | 12.60 # 2727000 #
C: 12.70 ⇑ 0.79% 12.60 | 12.84 ⇑ 1.50% | 13.00 | 12.60 # 299500 #
**IFIC 1st MF-A** 10/500 E:0.00 P: BV:10.00 | :-
D: 11.90 ⇑ 0.85% 11.80 | 11.99 ⇑ 0.67% | 12.20 | 11.80 # 1387500 #
C: 11.90 ⇑ 1.71% 11.70 | 11.92 ⇑ 0.59% | 12.10 | 11.60 # 68500 #
**Phoenix Fin. 1st MF-A** 10/500 E:0.00 P: BV:10.00 | :-
D: 12.40 ⇑ 0.00% 12.40 | 12.55 ⇑ 0.80% | 12.70 | 12.30 # 1065500 #
C: 12.30 ⇑ 0.82% 12.20 | 12.30 ⇓ 0.73% | 12.50 | 12.10 # 6500 #
**ICB AMCL3rd NRB MF-A** 10/500 E:0.00 P: BV:10.00 | :-
D: 10.40 ⇑ 0.97% 10.30 | 10.51 ⇑ 0.67% | 10.60 | 10.30 # 707500 #
C: 10.20 ⇑ 0.00% 10.20 | 10.44 ⇑ 0.38% | 10.50 | 10.20 # 57500 #

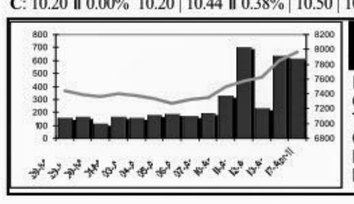

**I'VEST**
Index: 7963
Chn.: 1.41%
TO (MTk): 615.55
Chn.: -3.12%
EPS: 35.57
PE: 41.61

**1st Janata Bank MF-A** 10/500 E:0.00 P: BV:0.00 | :-
D: 9.30 ⇑ 1.09% 9.20 | 9.37 ⇑ 0.21% | 9.50 | 9.10 # 989500 #
C: 9.40 ⇑ 1.08% 9.30 | 9.40 ⇑ 0.97% | 9.50 | 9.10 # 172000 #
**Green Delta M.F.-A** 10/500 E:0.00 P: BV:0.00 | :-
D: 9.20 ⇓ 1.08% 9.30 | 9.34 ⇓ 1.89% | 9.50 | 9.20 # 910500 #
C: 9.50 ⇑ 0.00% 9.50 | 9.61 ⇑ 1.69% | 9.90 | 9.30 # 163000 #
**Popular Life 1st M.F.-A** 10/500 E:0.00 P: BV:0.00 | :-
D: 8.70 ⇑ 0.00% 8.70 | 8.84 ⇑ 0.91% | 9.00 | 8.60 # 1459500 #
C: 8.80 ⇑ 1.15% 8.70 | 8.84 ⇑ 3.03% | 8.90 | 8.60 # 100500 #
**IFIL Islamic M.F.1-A** 10/500 E:0.00 P: BV:0.00 | :-
D: 8.50 ⇑ 2.41% 8.30 | 8.55 ⇑ 0.94% | 8.70 | 8.30 # 482000 #
C: 8.60 ⇑ 4.88% 8.20 | 8.65 ⇑ 3.97% | 8.90 | 8.40 # 161500 #
**PHP 1st M. F.-A** 10/500 E:0.00 P: BV:0.00 | :-
D: 8.70 ⇑ 0.00% 8.70 | 8.84 ⇑ 0.34% | 9.00 | 8.60 # 1162000 #
C: 8.80 ⇑ 1.15% 8.70 | 8.90 ⇑ 2.89% | 9.10 | 8.70 # 333500 #
**AIBL 1st Is. M. F.-A** 10/500 E:0.00 P: BV:0.00 | :-
D: 9.70 ⇓ 1.02% 9.80 | 9.72 ⇓ 1.72% | 9.90 | 9.30 # 20000 #
C: 9.70 ⇑ 4.30% 9.30 | 9.74 ⇑ 2.74% | 10.20 | 9.60 # 4000 #
**MBL 1st M. F.-A** 10/500 E:0.00 P: BV:0.00 | :-
D: 9.20 ⇓ 4.17% 9.60 | 9.25 ⇓ 4.44% | 9.30 | 9.20 # 1000 #

## ENGINEERING

**Aftab Auto.-A** 10/50 E:15.08 P:19.16 BV:55.51 | 10%, 30%B :-810
D: 289.0 ⇓ 1.60% 293.7 | 291.64 ⇓ 1.98% | 298.9 | 287.5 # 690375 #
C: 289.5 ⇓ 1.53% 294.0 | 292.49 ⇓ 1.90% | 299.5 | 288.0 # 174445 #
**Aziz PipesZ** 100/5 E:6.20 P:103.9 BV:-375.16 | No Div. :-1209
D: 644.0 ⇑ 3.29% 623.5 | 653.29 ⇑ 5.44% | 670.0 | 612.0 # 8205 #
C: 658.5 ⇑ 7.29% 613.8 | 657.23 ⇑ 7.09% | 659.8 | 649.0 # 865 #
**Olympic Ind. -A** 100/50 E:54.89 P:42.32 BV:144.42 | 10%, 50%B :-610
D: 2323 ⇓ 0.33% 2331 | 2339 ⇓ 0.05% | 2375 | 2300 # 48474 #
C: 2326 ⇑ 0.51% 2315 | 2348 ⇑ 0.85% | 2380 | 2320 # 1500 #
**Bangladesh Lamps -A** 100/5 E:85.67 P:29.56 BV:1554.82 | 35% :-1210
D: 2533 ⇑ 4.96% 2413 | 2531 ⇑ 5.27% | 2534 | 2475 # 5695 #
C: 2587 ⇑ 4.97% 2465 | 2585 ⇑ 4.94% | 2588 | 2550 # 85 #
**Eastern Cables-B** 100/10 E:0.78 P:933.7 BV:156.76 | 5% :-1209
D: 728.3 ⇑ 0.28% 726.3 | 729.03 ⇑ 0.09% | 749.0 | 722.0 # 9020 #
C: 711.5 ⇑ 1.25% 702.8 | 718.60 ⇑ 0.33% | 730.0 | 710.0 # 660 #
**Monno Jutex -A** 100/5 E:7.50 P:417.4 BV:1613.33 | 20%B :-610
D: 3130 ⇑ 4.88% 2985 | 3131 ⇑ 4.10% | 3134 | 3060 # 1542 #
**Monno Stafllers -A** 100/5 E:38.82 P:92.29 BV:372.50 | 10% :-1209
D: 3583 ⇑ 4.99% 3413 | 3582 ⇑ 5.11% | 3583 | 3580 # 225 #
**Singer BD -A** 100/5 E:87.29 P:41.23 BV:799.77 | 600%, 75%B :-1210
D: 3599 ⇓ 2.20% 3680 | 3632 ⇓ 1.85% | 3750 | 3586 # 5375 #
C: 3648 ⇓ 1.06% 3687 | 3663 ⇓ 1.31% | 3725 | 3640 # 460 #
**Atlas BD-A** 10/50 E:16.19 P:23.10 BV:39.28 | 100%, 1B:3 :-610
D: 374.0 ⇓ 1.29% 378.9 | 376.68 ⇓ 1.28% | 384.9 | 372.0 # 46476 #
**BD. Autocars -B** 100/5 E:5.37 P:116.2 BV:57.62 | 5%B :-610
D: 624.0 ⇑ 1.34% 615.8 | 628.95 ⇑ 1.01% | 638.5 | 617.0 # 6370 #

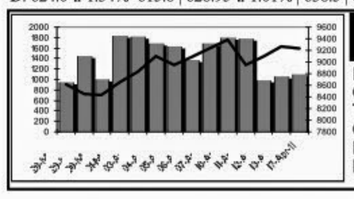

**ENGG**
Index: 9230
Chn.: -0.48%
TO (MTk): 1092.45
Chn.: 4.32%
EPS: 47.32
PE: 32.46

**Quasem Drycells -A** 10/100 E:1.74 P:63.16 BV:22.53 | 20%B :-610
D: 109.9 ⇓ 1.17% 111.2 | 111.39 ⇓ 2.56% | 114.0 | 109.6 # 237800 #
C: 111.4 ⇓ 1.59% 113.2 | 112.27 ⇓ 1.60% | 114.9 | 108.3 # 20100 #
**Renwick Jajneswar-Z** 100/5 E:35.57 P:32.60 BV:-273.62 | 10% :-609
D: 1160 ⇓ 2.95% 1195 | 1168 ⇓ 2.85% | 1200 | 1150 # 555 #
**National Tubes -A** 100/10 E:35.70 P:35.51 BV:297.85 | 25% :-610
D: 1268 ⇓ 3.34% 1312 | 1271 ⇓ 4.13% | 1345 | 1240 # 6840 #
**BD. Thai Alum -A** 100/10 E:34.02 P:29.01 BV:495.60 | 20%B :-1209
D: 986.8 ⇓ 1.84% 1005 | 1003 ⇓ 2.03% | 1032 | 982.0 # 32804 #
C: 987.0 ⇓ 2.06% 1008 | 996.29 ⇓ 3.17% | 1019 | 981.0 # 1210 #
**Anwar Galvanizing -Z** 100/50 E:0.13 P:3387 BV:75.55 | No Div. :-610
D: 440.3 ⇑ 5.77% 416.3 | 449.60 ⇑ 6.79% | 452.5 | 432.0 # 10650 #
C: 435.8 ⇑ 3.75% 420.0 | 455.88 ⇑ 9.75% | 456.8 | 435.8 # 1200 #
**Kay & Que (BD) -A** 100/50 E:2.72 P:192.5 BV:331.18 | 5%B :-1209
D: 523.5 ⇑ 7.72% 486.0 | 513.92 ⇑ 4.25% | 523.5 | 494.0 # 29392 #
C: 537.3 ⇑ 7.45% 500.0 | 527.47 ⇑ 2.82% | 537.5 | 509.0 # 2750 #
**Rangpur Foundry -A** 10/500 E:2.11 P:52.42 BV:15.14 | 20.50% :-1209
D: 110.6 ⇓ 2.38% 113.3 | 112.37 ⇓ 2.89% | 115.3 | 110.0 # 58500 #
C: 111.1 ⇓ 1.07% 112.3 | 111.43 ⇓ 3.04% | 112.0 | 110.6 # 4500 #
**S. Alam Steel -A** 100/50 E:16.30 P:41.40 BV:201.36 | 5%, 10%B :-910
D: 674.8 ⇓ 1.53% 685.3 | 682.72 ⇓ 1.49% | 697.0 | 672.0 # 87466 #
C: 672.3 ⇓ 1.50% 682.5 | 679.92 ⇓ 1.68% | 697.0 | 670.0 # 7266 #
**Golden Son -A** 10/500 E:1.08 P:78.43 BV:24.70 | 12.50%B :-1209
D: 84.70 ⇓ 1.17% 85.70 | 85.74 ⇓ 1.37% | 87.00 | 84.30 # 723419 #
C: 85.00 ⇓ 1.05% 85.90 | 85.83 ⇓ 1.36% | 87.00 | 84.50 # 38162 #
**BSRM Steels-A** 100/50 E:48.22 P:31.94 BV:65.59 | 20%B :-1210
D: 1540 ⇓ 0.87% 1554 | 1577 ⇑ 1.47% | 1651 | 1532 # 191877 #
C: 1551 ⇓ 0.27% 1556 | 1582 ⇑ 1.73% | 1620 | 1536 # 10965 #
**Navana CNG-A** 10/100 E:6.68 P:25.39 BV:20.24 | 10%, 20%B :-310
D: 169.6 ⇓ 0.29% 170.1 | 171.24 ⇑ 0.26% | 173.6 | 168.0 # 225960 #
C: 168.7 ⇓ 0.24% 169.1 | 170.16 ⇓ 0.73% | 174.8 | 168.0 # 24100 #
**Deshbandhu Polymer-N** 10/500 E:3.47 P:25.24 BV:13.63 | :-
D: 87.60 ⇓ 0.11% 87.70 | 88.33 ⇓ 1.43% | 89.70 | 87.10 # 401000 #
C: 87.30 ⇓ 0.68% 87.90 | 88.01 ⇓ 1.42% | 89.00 | 87.00 # 50500 #
**National Polymer -A** 100/10 E:24.27 P:40.10 BV:411.86 | 18% :-610
D: 973.3 ⇓ 0.31% 976.3 | 988.00 ⇓ 0.17% | 1004 | 966.3 # 13710 #
C: 973.0 ⇑ 0.70% 966.3 | 974.80 ⇑ 0.89% | 982.0 | 973.0 # 50 #

## FOOD & ALLIED

**Apex FoodsA** 100/5 E:15.01 P:81.55 BV:704.00 | 12%