TRADED ISSUES April 05, 2011

Company -Catagory Mark Face Value/Market Lot | EPS | PE | BV | Latest Dividend :- YearEnd
DSE/CSE: Closing ⇓⇑ Change % LastDay | Average |Change ⇓⇑ %| High | Low # Trade Volume (Share)

BANK

AB Bank - A 100/5 E:104.91 P:9.52 BV:298.68 | 20%, 25%B :-1209
D: 998.3 ⇓ 1.04% 1009 | 1004 ⇓ 0.76% | 1015 | 993.5 # 98787 #
C: 1002 ⇓ 0.82% 1010 | 1005 ⇓ 1.24% | 1018 | 1000 # 12610 #
City Bank - A 100/5 E:59.35 P:10.30 BV:296.23 | 30%B :-1210
D: 611.3 ⇓ 0.85% 616.5 | 613.77 ⇓ 0.25% | 619.0 | 609.0 # 95573 #
C: 607.0 ⇓ 1.46% 616.0 | 612.22 ⇓ 0.67% | 617.0 | 605.0 # 8571 #
IFIC Bank - A 100/5 E:41.26 P:21.64 BV:192.56 | 25%B :-1209
D: 893.0 ⇓ 1.84% 909.8 | 899.22 ⇓ 1.42% | 913.0 | 885.3 # 23962 #
C: 899.0 ⇓ 1.56% 913.3 | 897.12 ⇓ 1.34% | 902.0 | 892.3 # 1385 #
Islami Bank - A 100/10 E:60.21 P:10.62 BV:316.93 | 35%B :-1210
D: 639.5 ⇓ 0.39% 642.0 | 644.31 ⇑ 0.17% | 649.0 | 635.3 # 125968 #
C: 642.5 ⇑ 0.39% 640.0 | 642.50 ⇑ 0.29% | 647.0 | 640.0 # 10010 #
National Bank - A 10/100 E:7.98 P:7.61 BV:22.21 | 95%B :-1210
D: 60.70 ⇓ 3.04% 62.60 | 61.49 ⇓ 2.60% | 63.00 | 60.50 # 2295106 #
C: 60.90 ⇓ 2.72% 62.60 | 61.60 ⇓ 2.33% | 62.60 | 60.70 # 368102 #

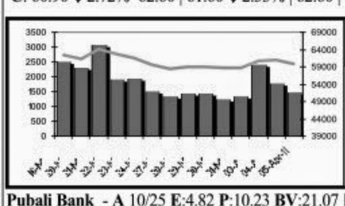

BANK
Index: 59969
Chn.: -1.51%
TO (MTk): 1478.59
Chn.: -15.96%
EPS: 47.18
PE: 10.94

Pubali Bank - A 10/25 E:4.82 P:10.23 BV:21.07 | 5%, 35%B :-1210
D: 49.30 ⇓ 1.60% 50.10 | 49.79 ⇓ 1.31% | 50.50 | 48.90 # 525175 #
C: 49.90 ⇓ 0.80% 50.30 | 50.03 ⇓ 1.24% | 50.70 | 49.60 # 118300 #
Rupali Bank - Z 100/10 E:48.02 P:31.54 BV:1132.12 | 10%B :-1210
D: 1515 ⇑ 0.90% 1501 | 1509 ⇑ 0.68% | 1535 | 1485 # 7690 #
C: 1501 ⇓ 0.20% 1504 | 1501 ⇓ 0.03% | 1501 | 1501 # 180 #
UCBL - A 10/50 E:1.60 P:44.50 BV:17.31 | 30%B :-1209
D: 71.20 ⇓ 2.33% 72.90 | 71.81 ⇓ 2.49% | 73.80 | 71.00 # 924730 #
C: 71.30 ⇓ 2.73% 73.30 | 72.11 ⇓ 2.65% | 73.90 | 71.00 # 237000 #
Uttara Bank - A 10/25 E:5.40 P:13.17 BV:28.28 | 20%, 20%B :-1210
D: 71.10 ⇓ 2.20% 72.70 | 71.64 ⇓ 2.06% | 73.20 | 71.00 # 349300 #
C: 71.50 ⇓ 1.38% 72.50 | 71.89 ⇓ 1.56% | 72.90 | 71.30 # 31325 #
ICB Is. Bank-Z 10/500 E:-3.10 P:-4.32 BV:-6.67 | No Div. :-1209
D: 13.40 ⇑ 0.75% 13.30 | 13.33 ⇓ 1.48% | 13.60 | 13.10 # 364500 #
Eastern Bank - A 10/200 E:5.54 P:9.58 BV:27.07 | 55%B :-1210
D: 53.10 ⇓ 3.63% 55.10 | 53.78 ⇓ 3.36% | 54.90 | 52.80 # 199630 #
C: 53.60 ⇓ 3.77% 55.70 | 54.21 ⇓ 2.66% | 55.70 | 53.30 # 33280 #
Al Arafa Islami B-A 10/250 E:4.05 P:10.94 BV:16.42 | 26%B :-1210
D: 44.30 ⇓ 1.12% 44.80 | 44.55 ⇓ 1.39% | 45.50 | 44.30 # 565215 #
C: 44.20 ⇓ 2.21% 45.20 | 44.28 ⇓ 2.19% | 45.00 | 43.90 # 91000 #
Prime Bank-A 10/250 E:5.69 P:7.38 BV:29.03 | 35%B, 5% :-1210
D: 42.00 ⇓ 2.33% 43.00 | 42.40 ⇓ 2.53% | 43.00 | 41.70 # 1190981 #
C: 41.90 ⇓ 1.87% 42.70 | 42.20 ⇓ 2.22% | 43.20 | 41.60 # 83811 #
Southeast Bank-A 100/50 E:37.67 P:8.21 BV:197.82 | 20%B,10% :-1210
D: 309.3 ⇓ 1.59% 314.3 | 310.59 ⇓ 1.74% | 313.8 | 308.0 # 269479 #
C: 309.3 ⇓ 1.28% 313.3 | 310.33 ⇓ 1.51% | 315.0 | 308.8 # 35939 #
Dhaka Bank - A 10/100 E:4.67 P:9.04 BV:18.33 | 35%B :-1210
D: 42.20 ⇓ 2.99% 43.50 | 42.48 ⇓ 2.79% | 43.70 | 42.00 # 425080 #
C: 42.50 ⇓ 2.07% 43.40 | 42.51 ⇓ 2.28% | 43.40 | 42.10 # 25360 #
N C C Bank - A 10/250 E:4.04 P:9.21 BV:15.75 | 32%B :-1210
D: 37.20 ⇓ 1.06% 37.60 | 37.39 ⇓ 2.02% | 38.00 | 37.10 # 799660 #
C: 37.30 ⇓ 1.32% 37.80 | 37.45 ⇓ 1.89% | 38.00 | 37.20 # 208672 #
Social Invest. B-A 10/250 E:1.89 P:13.76 BV:12.32 | 14%B :-1210
D: 26.00 ⇓ 0.76% 26.20 | 26.19 ⇓ 1.17% | 26.80 | 26.00 # 1022255 #
C: 26.20 ⇓ 1.50% 26.60 | 26.35 ⇓ 1.35% | 26.80 | 26.10 # 240022 #
Dutch Bangla B- A 100/50 E:100.12 P:15.08 BV:350.05 | 30% :-1210
D: 1510 ⇓ 2.68% 1551 | 1522 ⇓ 1.86% | 1590 | 1500 # 31569 #
C: 1518 ⇓ 1.08% 1534 | 1518 ⇑ 0.63% | 1525 | 1505 # 600 #
MutualTrust Bank-A 100/50 E:38.86 P:9.63 BV:172.16 | 20%B :-1210
D: 374.3 ⇓ 2.28% 383.0 | 378.94 ⇓ 0.67% | 384.8 | 372.8 # 46836 #
C: 374.0 ⇓ 1.64% 380.3 | 378.15 ⇓ 0.46% | 388.0 | 373.5 # 1527 #
Standard Bank -A 100/50 E:43.15 P:9.37 BV:177.28 | 28%B :-1210
D: 404.3 ⇓ 1.94% 412.3 | 408.41 ⇓ 1.09% | 412.0 | 402.0 # 143145 #
C: 406.5 ⇓ 1.75% 413.8 | 409.64 ⇓ 0.78% | 414.0 | 403.0 # 18875 #
One Bank -A 100/50 E:59.19 P:8.60 BV:152.55 | 55%B :-1210
D: 508.8 ⇓ 2.86% 523.8 | 514.66 ⇓ 1.52% | 524.0 | 506.0 # 158051 #
C: 510.8 ⇓ 1.87% 520.5 | 515.09 ⇓ 1.15% | 524.0 | 508.8 # 10611 #
Bank Asia -A 100/50 E:45.90 P:10.57 BV:167.94 | 40%B :-1210
D: 485.0 ⇓ 2.02% 495.0 | 486.96 ⇓ 1.62% | 494.0 | 484.5 # 38888 #
C: 492.0 ⇑ 0.36% 490.3 | 477.54 ⇓ 2.78% | 492.0 | 472.3 # 2130 #
Mercantile Bank -A 100/50 E:33.64 P:9.19 BV:169.61 | 22%B :-1210
D: 309.0 ⇓ 1.75% 314.5 | 309.21 ⇓ 1.82% | 313.0 | 307.0 # 185724 #
C: 308.3 ⇓ 1.44% 312.8 | 309.31 ⇓ 1.78% | 315.0 | 306.0 # 11502 #
EXIM Bank-A 10/100 E:5.33 P:9.17 BV:18.22 | 35%B :-1210
D: 48.90 ⇓ 2.00% 49.90 | 49.06 ⇓ 1.39% | 49.60 | 48.20 # 1282127 #
C: 49.20 ⇓ 1.60% 50.00 | 49.19 ⇓ 1.32% | 50.00 | 49.00 # 117250 #
Jamuna Bank -A 10/250 E:4.78 P:8.16 BV:28.74 | 22%B :-1210
D: 39.00 ⇓ 2.26% 39.90 | 39.26 ⇓ 1.51% | 40.00 | 38.60 # 753009 #
C: 39.10 ⇓ 2.01% 39.90 | 39.14 ⇓ 1.51% | 39.90 | 38.80 # 133074 #
Brac Bank -A 100/50 E:56.81 P:8.00 BV:291.14 | 10%,20%B :-1210
D: 454.5 ⇓ 1.73% 462.5 | 457.76 ⇓ 1.18% | 465.0 | 451.3 # 98537 #
C: 454.3 ⇓ 0.71% 457.5 | 455.74 ⇓ 0.99% | 462.0 | 454.0 # 6790 #
Shahjalal Islami -A 10/50 E:3.13 P:16.49 BV:14.38 | 25%B :-1209
D: 51.60 ⇓ 2.46% 52.90 | 52.28 ⇓ 0.42% | 53.50 | 51.20 # 1215890 #
C: 51.60 ⇓ 2.46% 52.90 | 52.38 ⇑ 0.23% | 53.30 | 51.50 # 168320 #
Premier Bank -N 10/250 E:4.64 P:7.93 BV:15.65 | 31%B :-1210
D: 36.80 ⇓ 2.39% 37.70 | 37.15 ⇓ 1.85% | 38.00 | 36.70 # 778430 #
C: 37.00 ⇓ 1.07% 37.40 | 37.15 ⇓ 1.98% | 37.90 | 36.90 # 91750 #
Trust Bank-A 100/50 E:47.90 P:8.43 BV:188.84 | 20%B :-1210
D: 403.8 ⇓ 17.98% 492.3 | 407.87 ⇓ 16.00% | 422.5 | 400.0 # 40251 #
C: 399.5 ⇓ 18.34% 489.3 | 402.39 ⇓ 17.06% | 415.0 | 398.5 # 6324 #
First Secu. Bk-A 10/100 E:1.08 P:26.57 BV:2.61 | 10%B :-1209
D: 28.70 ⇓ 0.69% 28.90 | 28.85 ⇓ 1.00% | 29.60 | 28.70 # 306200 #
C: 28.80 ⇓ 1.03% 29.10 | 29.00 ⇓ 0.55% | 29.40 | 28.70 # 106260 #

NON BANKING F I

IDLC Fin. -A 100/20 E:81.37 P:30.67 BV:244.24 | 35%,65%B :-1210
D: 2496 ⇓ 1.77% 2541 | 2541 ⇑ 1.20% | 2589 | 2483 # 31760 #
C: 2503 ⇓ 1.92% 2552 | 2527 ⇑ 0.53% | 2610 | 2492 # 996 #
United Leasing - A 100/20 E:71.64 P:23.46 BV:307.00 | 7.5%,75%B :-1210
D: 1681 ⇑ 4.18% 1613 | 1692 ⇑ 7.16% | 1713 | 1635 # 71022 #
Uttara Finance -A 10/50 E:12.51 P:21.01 BV:52.21 | 25%B :-1209
D: 262.8 ⇓ 1.83% 267.7 | 268.72 ⇑ 1.37% | 277.0 | 261.1 # 206815 #
C: 262.0 ⇓ 2.31% 268.2 | 268.52 ⇑ 1.42% | 275.0 | 260.0 # 13483 #
Midas Financing-A 100/50 E:12.89 P:101.5 BV:90.48 | 35%B :-610
D: 1308 ⇑ 4.04% 1258 | 1325 ⇑ 6.58% | 1336 | 1281 # 35585 #
C: 1329 ⇑ 6.00% 1254 | 1331 ⇑ 6.26% | 1332 | 1310 # 2250 #
First LeaseA 100/50 E:27.56 P:30.80 BV:157.60 | 25%B :-1210
D: 848.8 ⇓ 2.97% 874.8 | 865.96 ⇑ 0.86% | 897.0 | 841.0 # 39450 #
C: 845.8 ⇓ 2.25% 865.3 | 862.22 ⇑ 0.01% | 889.0 | 840.0 # 3900 #
People`sLeas.-A 10/100 E:5.41 P:29.76 BV:17.69 | 75%B :-1210
D: 161.0 ⇓ 2.13% 164.5 | 163.10 ⇑ 0.50% | 167.4 | 160.5 # 1548575 #
C: 160.8 ⇓ 2.31% 164.6 | 163.30 ⇑ 0.79% | 168.0 | 160.0 # 143400 #
Prime Finance-A 10/50 E:10.63 P:19.78 BV:21.47 | 80%B :-1210
D: 210.3 ⇓ 3.58% 218.1 | 215.23 ⇑ 0.26% | 222.0 | 209.1 # 563080 #
C: 210.2 ⇓ 3.89% 218.7 | 215.87 ⇑ 0.30% | 222.0 | 209.0 # 30830 #
Premier Leasing-A 100/50 E:31.53 P:28.73 BV:151.01 | 26%B :-1210
D: 906.0 ⇓ 0.98% 915.0 | 933.24 ⇑ 4.72% | 958.0 | 892.0 # 156677 #
C: 915.8 ⇑ 0.80% 908.5 | 940.29 ⇑ 6.30% | 967.0 | 900.0 # 9000 #
Islamic Finance-A 100/50 E:20.91 P:30.56 BV:156.59 | 16%B :-1210
D: 639.0 ⇓ 4.27% 667.5 | 656.15 ⇑ 0.08% | 674.0 | 630.0 # 87027 #

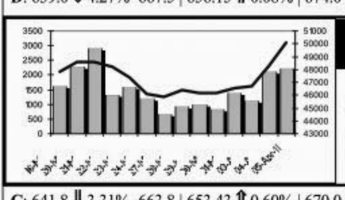

NBFI
Index: 48251
Chn.: 3.38%
TO (MTk): 2110.64
Chn.: 90.03%
EPS: 51.33
PE: 31.40

C: 641.8 ⇓ 3.31% 663.8 | 653.43 ⇑ 0.60% | 670.0 | 633.0 # 5350 #
LankaBangla Fin. -A 10/500 E:4.21 P:55.15 BV:21.50 | 55%B :-1210
D: 232.2 ⇓ 2.19% 237.4 | 235.81 ⇑ 0.14% | 241.5 | 231.0 # 344500 #
C: 232.3 ⇓ 2.15% 237.4 | 234.67 ⇓ 0.26% | 239.0 | 230.7 # 16500 #
B I F C -A 100/50 E:28.03 P:32.38 BV:124.90 | 22.5%B :-1209
D: 907.5 ⇓ 1.71% 923.3 | 933.16 ⇑ 4.74% | 948.3 | 890.0 # 61022 #
C: 901.5 ⇓ 2.25% 922.3 | 921.42 ⇑ 3.48% | 942.8 | 895.3 # 3350 #
I P D C -A 100/50 E:12.84 P:38.69 BV:214.08 | 10%B :-1209
D: 496.8 ⇓ 1.00% 501.8 | 506.43 ⇑ 2.61% | 524.0 | 491.0 # 40849 #
C: 499.3 ⇓ 1.53% 507.0 | 505.84 ⇑ 1.69% | 517.0 | 492.0 # 10850 #
Union Capital -A 10/500 E:7.17 P:18.08 BV:12.78 | 75%B :-1210
D: 129.6 ⇓ 41.86% 222.9 | 133.78 ⇓ 39.36% | 140.0 | 140.0 # 2092875 #
C: 130.4 ⇓ 41.21% 221.8 | 133.59 ⇓ 39.41% | 139.0 | 130.0 # 166100 #
BD Finance-A 10/100 E:1.83 P:103.9 BV:12.53 | 20%B :-1209
D: 190.1 ⇑ 2.48% 185.5 | 192.56 ⇑ 5.74% | 195.0 | 189.0 # 923500 #
C: 191.0 ⇑ 3.52% 184.5 | 191.87 ⇑ 5.61% | 195.0 | 186.0 # 186900 #
Intl. Leasing-A 100/50 E:29.29 P:50.15 BV:129.28 | 60%B :-1210
D: 1469 ⇓ 1.82% 1496 | 1489 ⇑ 1.16% | 1516 | 1460 # 36250 #
C: 1478 ⇓ 1.24% 1496 | 1490 ⇑ 1.39% | 1515 | 1470 # 1100 #
Phoenix Fin.-A 100/50 E:23.67 P:63.39 BV:156.65 | 30%B :-1209
D: 1501 ⇓ 4.00% 1563 | 1534 ⇓ 0.21% | 1606 | 1482 # 66740 #
C: 1506 ⇓ 1.31% 1526 | 1529 ⇑ 0.27% | 1541 | 1505 # 970 #
Fidelity Assets-A 100/50 E:19.85 P:33.75 BV:214.21 | 15%B :-1210
D: 670.0 ⇑ 3.04% 650.3 | 660.00 ⇑ 3.54% | 698.0 | 626.0 # 58400 #
C: 656.5 ⇑ 0.46% 653.5 | 667.51 ⇑ 3.58% | 698.0 | 623.0 # 4450 #
Delta Brac HFCL-N 100/50 E:59.20 P:31.29 BV:238.40 | 10%, 25%B :-610
D: 1852 ⇓ 1.79% 1886 | 1898 ⇑ 1.35% | 1950 | 1814 # 15852 #
C: 1853 ⇓ 0.91% 1870 | 1869 ⇑ 0.68% | 1890 | 1853 # 106 #
National H Fin.-N 100/50 E:20.01 P:48.05 BV:124.56 | 17.5% :-1209
D: 961.5 ⇓ 4.11% 1003 | 986.01 ⇓ 0.54% | 1007 | 952.0 # 21300 #
C: 957.8 ⇓ 4.68% 1005 | 980.77 ⇑ 1.74% | 1005 | 942.0 # 1100 #
Bay Leasing -A 100/50 E:25.59 P:78.99 BV:306.33 | 50%B :-1209
D: 2021 ⇓ 0.06% 2023 | 2043 ⇑ 2.65% | 2074 | 2005 # 129450 #
C: 2026 ⇑ 0.26% 2021 | 2048 ⇑ 2.92% | 2078 | 2010 # 10600 #

INVESTMENT

ICB -A 100/50 E:68.18 P:55.95 BV:230.00 | 15%, 25%B :-610
D: 3815 ⇓ 1.25% 3863 | 3876 ⇑ 0.34% | 4050 | 3774 # 9087 #
1st ICB M F -A 100/5 E:385.24 P:28.03 BV:3217.58 | 400% :-610
D: 10800 ⇑ 0.99% 10694 | 10800 ⇑ 1.00% | 10800 | 10799 # 105 #
2nd ICB M F -A 100/5 E:135.55 P:31.36 BV:480.33 | 200% :-609
D: 4251 ⇑ 2.35% 4154 | 4253 ⇑ 2.68% | 4260 | 4250 # 150 #
3rd ICB M F-A 100/5 E:121.40 P:20.94 BV:415.05 | 140% :-609
D: 2542 ⇓ 1.99% 2594 | 2568 ⇓ 0.98% | 2598 | 2540 # 1010 #
C: 2265 ⇑ 0.68% 2250 | 2265 ⇓ 0.79% | 2271 | 2261 # 350 #
4th ICB M F-A 100/10 E:114.28 P:21.06 BV:586.36 | 125% :-609
D: 2407 ⇓ 3.08% 2484 | 2409 ⇓ 2.71% | 2440 | 2360 # 110 #
5th ICB M F-A 100/10 E:78.56 P:22.16 BV:508.06 | 100% :-609
D: 1741 ⇓ 0.54% 1750 | 1740 ⇓ 0.57% | 1751 | 1711 # 200 #
6th ICB M F-A 100/10 E:50.00 P:12.86 BV:196.03 | 75% :-609
D: 642.8 ⇓ 3.16% 663.8 | 651.60 ⇓ 1.77% | 663.0 | 635.3 # 2500 #
C: 620.0 ⇓ 5.92% 659.0 | 620.00 ⇓ 5.92% | 620.0 | 620.0 # 20 #
8th ICB M F-A 100/50 E:42.85 P:17.18 BV:215.35 | 65% :-609
D: 736.3 ⇓ 1.87% 750.3 | 736.15 ⇓ 1.89% | 738.0 | 731.3 # 1300 #
1st BSRS M F-A 100/50 E:18.87 P:73.26 BV:139.55 | 15% :-609
D: 1383 ⇓ 3.37% 1431 | 1391 ⇓ 1.83% | 1410 | 1379 # 3721 #
AIMS First -A 1/2500 E:0.36 P:19.11 BV:2.25 | 10%1B:5 :-607
D: 6.88 ⇓ 0.43% 6.91 | 6.91 ⇓ 0.14% | 6.97 | 6.86 # 3027000 #
C: 6.89 ⇓ 0.43% 6.92 | 6.93 ⇑ 0.00% | 6.99 | 6.88 # 962500 #
ICB AMCL 1stMF-A 100/50 E:37.98 P:14.23 BV:170.99 | 50% :-610
D: 540.5 ⇓ 0.32% 542.3 | 543.00 ⇑ 0.11% | 554.0 | 538.5 # 2000 #
ICB A. IslamicMF-A 100/50 E:26.60 P:12.02 BV:142.70 | 35% :-610
D: 319.8 ⇓ 0.93% 322.8 | 322.65 ⇓ 0.61% | 340.0 | 318.5 # 4900 #

Grameen M F 1-A 10/500 E:3.45 P:21.22 BV:34.65 | 71% :-609
D: 73.20 ⇓ 0.81% 73.80 | 73.70 ⇓ 0.05% | 74.90 | 73.00 # 115000 #
C: 72.80 ⇓ 0.95% 73.50 | 73.19 ⇓ 0.38% | 74.00 | 72.00 # 15500 #
ICB A. 1st NRB -A 100/50 E:25.44 P:16.58 BV:112.76 | 35% :-610
D: 421.8 ⇑ 0.90% 418.0 | 422.00 ⇑ 0.92% | 425.0 | 416.0 # 1000 #
ICB A. 2nd NRB -A 100/50 E:14.15 P:13.18 BV:100.00 | 22.0% :-610
D: 186.5 ⇑ 0.40% 185.8 | 186.61 ⇓ 0.01% | 189.0 | 185.5 # 34650 #
C: 185.0 ⇑ 0.54% 184.0 | 186.56 ⇑ 1.21% | 195.0 | 185.0 # 800 #
Grameen Sch.2 -A 10/500 E:1.20 P:17.50 BV:12.70 | 11.50% :-609
D: 21.00 ⇓ 0.47% 21.10 | 21.09 ⇓ 0.28% | 21.30 | 20.90 # 262000 #
C: 21.00 ⇑ 0.00% 21.00 | 21.00 ⇓ 0.24% | 21.20 | 20.80 # 36000 #
Prime Fin. 1st MF-A 10/500 E:1.40 P:14.86 BV:10.00 | 12.5% :-609
D: 20.80 ⇓ 0.95% 21.00 | 20.85 ⇓ 0.57% | 21.20 | 20.80 # 89000 #
C: 21.10 ⇑ 0.00% 21.10 | 21.03 ⇓ 1.27% | 21.30 | 20.90 # 2000 #
EBL 1st MF-A 10/500 E:0.00 P: BV:10.00 | :-
D: 12.80 ⇓ 0.78% 12.90 | 12.92 ⇓ 0.62% | 13.10 | 12.80 # 244500 #
C: 12.90 ⇑ 0.00% 12.90 | 12.93 ⇓ 1.22% | 13.00 | 12.80 # 38000 #
AMCL 2nd MF-A 100/50 E:0.00 P: BV:100.00 | 14% :-610
D: 124.0 ⇓ 1.00% 125.3 | 125.47 ⇓ 0.67% | 127.3 | 124.0 # 29800 #
C: 124.5 ⇓ 1.97% 127.0 | 126.27 ⇓ 0.48% | 129.3 | 124.0 # 1650 #
ICB Emp.PMF-A 10/500 E:0.00 P: BV:10.00 | 11.50% :-610
D: 11.50 ⇓ 2.54% 11.80 | 11.56 ⇓ 0.77% | 11.80 | 11.50 # 103000 #
C: 11.50 ⇓ 0.86% 11.60 | 11.57 ⇓ 0.26% | 11.60 | 11.40 # 28000 #
Trust Bk 1st MF-A 10/500 E:0.00 P: BV:10.00 | :-
D: 11.60 ⇓ 0.85% 11.70 | 11.68 ⇓ 0.93% | 11.90 | 11.60 # 877000 #
C: 11.60 ⇓ 0.85% 11.70 | 11.63 ⇓ 1.02% | 11.70 | 11.60 # 49500 #
Prime Bk 1st MF-A 10/500 E:0.00 P: BV:10.00 | 10% :-610
D: 9.70 ⇓ 2.02% 9.90 | 9.86 ⇓ 1.30% | 10.20 | 9.70 # 190000 #
C: 9.80 ⇓ 1.01% 9.90 | 9.86 ⇓ 1.30% | 10.00 | 9.80 # 8500 #
DBH 1st MF-A 10/500 E:0.00 P: BV:10.00 | 7% :-610
D: 11.70 ⇑ 0.00% 11.70 | 11.81 ⇓ 0.34% | 11.90 | 11.70 # 523000 #
C: 11.80 ⇑ 0.00% 11.80 | 11.90 ⇑ 0.42% | 12.00 | 11.80 # 103000 #

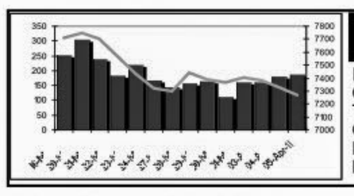

I'VEST
Index: 7268
Chn.: -0.86%
TO (MTk): 186.14
Chn.: 2.73%
EPS: 35.57
PE: 40.36

IFIC 1st MF-A 10/500 E:0.00 P: BV:10.00 | :-
D: 11.10 ⇓ 0.89% 11.20 | 11.19 ⇓ 1.24% | 11.40 | 11.10 # 694500 #
C: 11.20 ⇓ 0.88% 11.30 | 11.20 ⇓ 1.06% | 11.40 | 11.10 # 14000 #
Phoenix Fin. 1st MF-A 10/500 E:0.00 P: BV:10.00 | :-
D: 11.10 ⇓ 1.77% 11.30 | 11.01 ⇓ 3.34% | 11.60 | 10.80 # 1305000 #
C: 11.00 ⇓ 3.51% 11.40 | 11.01 ⇓ 5.66% | 11.10 | 10.60 # 9500 #
ICB AMCL3rd NRB MF-A 10/500 E:0.00 P: BV:10.00 | :-
D: 9.80 ⇑ 0.00% 9.80 | 9.83 ⇓ 0.10% | 10.00 | 9.80 # 231000 #
C: 9.80 ⇑ 0.00% 9.80 | 9.82 ⇑ 0.20% | 9.90 | 9.80 # 9500 #
1st Janata Bank MF-A 10/500 E:0.00 P: BV:0.00 | :-
D: 8.70 ⇓ 1.14% 8.80 | 8.85 ⇓ 0.11% | 9.00 | 8.70 # 1030000 #
C: 8.80 ⇑ 0.00% 8.80 | 8.84 ⇑ 0.00% | 9.00 | 8.80 # 62000 #
Green Delta M.F.-A 10/500 E:0.00 P: BV:0.00 | :-
D: 8.70 ⇓ 1.14% 8.80 | 8.78 ⇓ 1.24% | 9.00 | 8.70 # 488500 #
C: 8.70 ⇓ 1.14% 8.80 | 8.75 ⇓ 1.24% | 8.80 | 8.70 # 16000 #
Popular Life 1st M.F.-A 10/500 E:0.00 P: BV:0.00 | :-
D: 8.20 ⇓ 1.20% 8.30 | 8.23 ⇓ 0.84% | 8.40 | 8.20 # 728000 #
C: 8.20 ⇓ 2.38% 8.40 | 8.25 ⇓ 0.72% | 8.30 | 8.20 # 32500 #
IFIL Islamic M.F.1-A 10/500 E:0.00 P: BV:0.00 | :-
D: 7.90 ⇓ 2.47% 8.10 | 8.05 ⇓ 1.35% | 8.20 | 7.90 # 358000 #
C: 8.10 ⇓ 1.22% 8.20 | 8.10 ⇓ 1.10% | 8.10 | 8.00 # 20500 #
PHP 1st M. F.-A 10/500 E:0.00 P: BV:0.00 | :-
D: 8.10 ⇓ 2.41% 8.30 | 8.20 ⇓ 1.44% | 8.30 | 8.10 # 531000 #
C: 8.20 ⇓ 1.20% 8.30 | 8.22 ⇓ 0.72% | 8.30 | 8.20 # 33500 #
AIBL 1st Is. M. F.-A 10/500 E:0.00 P: BV:0.00 | :-
D: 9.30 ⇓ 1.06% 9.40 | 9.30 ⇓ 1.80% | 9.30 | 9.30 # 5000 #
C: 8.60 ⇓ 8.51% 9.40 | 8.60 ⇓ 8.22% | 8.60 | 8.60 # 1000 #
MBL 1st M. F.-A 10/500 E:0.00 P: BV:0.00 | :-
D: 9.90 ⇑ 0.00% 9.90 | 9.94 ⇑ 0.00% | 10.00 | 9.70 # 16000 #

ENGINEERING

Aftab Auto.-A 10/50 E:15.08 P:20.09 BV:55.51 | 10%, 30%B :-810
D: 302.9 ⇓ 3.84% 315.0 | 307.59 ⇓ 2.08% | 315.0 | 301.1 # 1576017 #
C: 302.6 ⇓ 3.97% 315.1 | 307.71 ⇓ 1.88% | 315.5 | 300.3 # 292720 #
Aziz PipesZ 100/5 E:6.20 P:84.48 BV:-375.16 | No Div. :-1209
D: 523.8 ⇑ 4.96% 499.0 | 515.87 ⇑ 2.79% | 536.5 | 492.0 # 3780 #
Olympic Ind. -A 100/50 E:54.89 P:36.81 BV:144.42 | 10%, 50%B :-610
D: 2020 ⇓ 2.25% 2067 | 2049 ⇑ 0.90% | 2085 | 2012 # 50541 #
C: 2025 ⇓ 2.54% 2077 | 2074 ⇑ 2.69% | 2100 | 2019 # 4725 #
Bangladesh Lamps -A 100/5 E:81.17 P:29.26 BV:389.27 | 35% :-1209
D: 2375 ⇑ 0.91% 2354 | 2416 ⇑ 2.78% | 2455 | 2360 # 1495 #
C: 2370 ⇑ 4.98% 2258 | 2370 ⇑ 4.98% | 2370 | 2370 # 5 #
Eastern Cables-B 100/10 E:0.78 P:849.4 BV:156.76 | 5% :-1209
D: 662.5 ⇓ 1.41% 672.0 | 662.73 ⇓ 0.52% | 670.0 | 656.5 # 3896 #
C: 650.5 ⇓ 0.88% 656.3 | 650.50 ⇓ 0.49% | 650.5 | 650.5 # 40 #

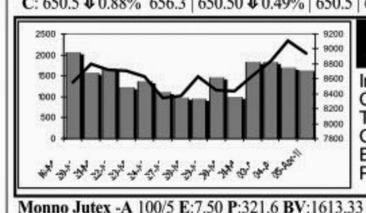

ENGG
Index: 8942
Chn.: -1.81%
TO (MTk): 1625.79
Chn.: -3.40%
EPS: 49.52
PE: 31.99

Monno Jutex -A 100/5 E:7.50 P:321.6 BV:1613.33 | 20%B :-610
D: 2412 ⇓ 4.85% 2535 | 2439 ⇓ 3.81% | 2639 | 2409 # 1336 #
Monno Stafllers -A 100/5 E:38.82 P:71.39 BV:372.50 | 10% :-1209
D: 2771 ⇑ 2.99% 2691 | 2725 ⇑ 1.79% | 2800 | 2650 # 255 #
Singer BD -A 100/5 E:87.29 P:44.22 BV:799.77 | 600%, 75%B :-1210
D: 3860 ⇓ 1.11% 3904 | 3890 ⇓ 0.73% | 3930 | 3836 # 10570 #
C: 3866 ⇓ 1.40% 3921 | 3891 ⇓ 0.72% | 3950 | 3850 # 745 #
Atlas BD-A 10/50 E:16.19 P:22.97 BV:39.28 | 100%, 1B:3 :-610
D: 371.9 ⇓ 1.30% 376.8 | 368.76 ⇓ 2.57% | 378.9 | 361.0 # 203292 #
BD. Autocars -B 100/5 E:5.37 P:99.49 BV:57.62 | 5%B :-610
D: 534.3 ⇓ 0.42% 536.5 | 538.42 ⇓ 0.45% | 550.0 | 530.8 # 4998 #
Quasem Drycells -A 10/500 E:1.74 P:62.53 BV:22.53 | 20%B :-610
D: 108.8 ⇓ 0.09% 108.9 | 110.61 ⇑ 0.89% | 113.5 | 108.2 # 369692 #
C: 110.1 ⇑ 0.55% 109.5 | 110.50 ⇑ 0.38% | 113.0 | 110.0 # 17600 #
Renwick Jajneswar-Z 100/5 E:35.57 P:28.84 BV:-273.62 | 10% :-609
D: 1026 ⇓ 1.42% 1041 | 1060 ⇑ 2.50% | 1100 | 992.3 # 1620 #
National Tubes -A 100/10 E:35.70 P:34.50 BV:297.85 | 25% :-610
D: 1232 ⇑ 0.12% 1230 | 1240 ⇑ 0.21% | 1269 | 1203 # 4467 #
BD. Thai Alum -A 100/10 E:34.02 P:30.70 BV:495.60 | 20%B :-1209
D: 1045 ⇓ 0.50% 1050 | 1058 ⇑ 1.47% | 1073 | 1035 # 52750 #
C: 1047 ⇓ 0.05% 1048 | 1060 ⇑ 1.74% | 1080 | 1041 # 4740 #
Anwar Galvanizing -Z 100/50 E:0.13 P:2615 BV:75.55 | No Div. :-610
D: 340.0 ⇓ 0.51% 341.8 | 343.10 ⇑ 0.39% | 348.0 | 336.0 # 3550 #
Kay & Que (BD) -A 100/50 E:2.72 P:158.4 BV:331.18 | 5%B :-1209
D: 430.8 ⇑ 2.13% 421.8 | 431.36 ⇑ 2.17% | 440.0 | 421.0 # 7080 #
C: 437.0 ⇓ 4.38% 457.0 | 437.00 ⇑ 2.50% | 437.0 | 437.0 # 150 #
Rangpur Foundry -A 10/500 E:2.11 P:48.01 BV:15.14 | 20.50% :-1209
D: 101.3 ⇓ 2.69% 104.1 | 103.33 ⇑ 0.18% | 106.5 | 100.0 # 127000 #
C: 100.6 ⇓ 4.55% 105.4 | 103.60 ⇑ 0.71% | 106.5 | 100.2 # 15000 #
S. Alam Steel -A 100/50 E:16.30 P:38.60 BV:201.36 | 5%, 10%B :-910
D: 629.3 ⇓ 1.56% 639.3 | 640.50 ⇑ 0.58% | 655.0 | 625.0 # 159528 #
C: 632.5 ⇓ 1.79% 644.0 | 639.02 ⇑ 0.18% | 655.0 | 626.0 # 15655 #
Golden Son -A 10/500 E:1.08 P:82.22 BV:24.70 | 12.50%B :-1209
D: 88.80 ⇓ 2.09% 90.70 | 90.24 ⇓ 0.14% | 92.50 | 88.30 # 2086717 #
C: 89.20 ⇓ 1.33% 90.40 | 90.72 ⇑ 0.04% | 92.90 | 88.50 # 100986 #
BSRM Steels-A 100/50 E:53.12 P:32.09 BV:78.71 | 20%B :-1210
D: 1705 ⇓ 1.02% 1722 | 1736 ⇑ 2.14% | 1773 | 1690 # 88382 #
C: 1700 ⇓ 1.41% 1724 | 1740 ⇑ 2.07% | 1800 | 1686 # 9803 #
Navana CNG-A 10/100 E:6.68 P:26.26 BV:20.24 | 10%, 20%B :-310
D: 175.4 ⇓ 3.31% 181.4 | 178.96 ⇑ 0.78% | 183.0 | 173.0 # 528400 #
C: 175.9 ⇓ 2.66% 180.7 | 179.06 ⇑ 1.05% | 185.0 | 175.0 # 75300 #
Deshbandhu Polymer-N 10/500 E:3.47 P:25.59 BV:13.63 | :-
D: 88.80 ⇓ 2.09% 90.70 | 90.19 ⇓ 1.16% | 92.30 | 88.00 # 720000 #
C: 89.50 ⇓ 1.32% 90.70 | 90.52 ⇓ 0.76% | 92.50 | 88.50 # 110000 #
National Polymer -A 100/10 E:24.27 P:36.24 BV:411.86 | 18% :-610
D: 879.5 ⇓ 3.62% 912.5 | 889.26 ⇓ 1.10% | 918.0 | 870.0 # 11920 #
C: 868.8 ⇓ 4.32% 908.0 | 869.45 ⇓ 3.02% | 879.0 | 860.0 # 140 #

FOOD & ALLIED

Apex FoodsA 100/5 E:15.01 P:75.32 BV:704.00 | 12% :-610
D: 1131 ⇑ 0.04% 1130 | 1143 ⇑ 1.27% | 1180 | 1123 # 7335 #
C: 1158 ⇑