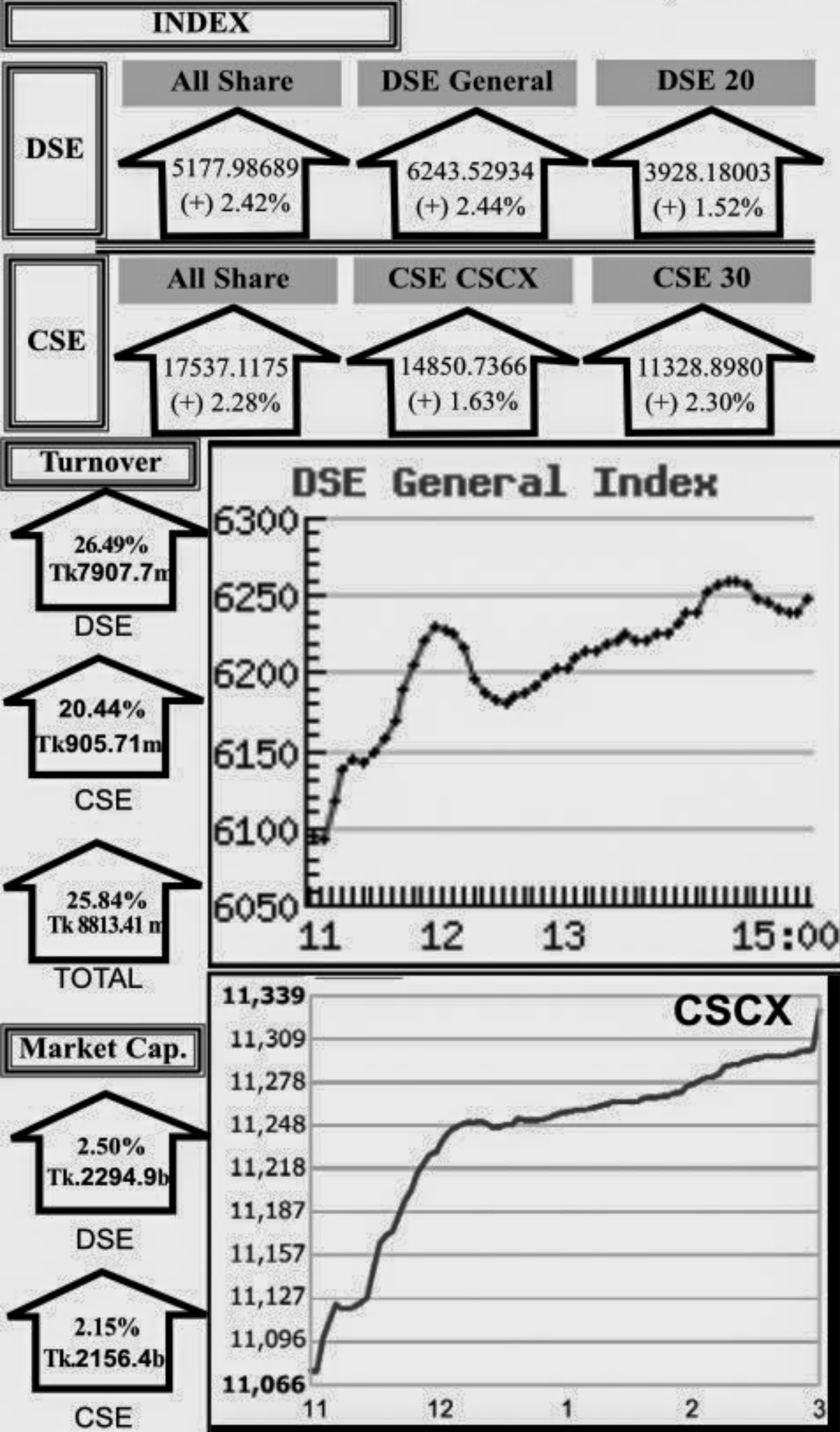


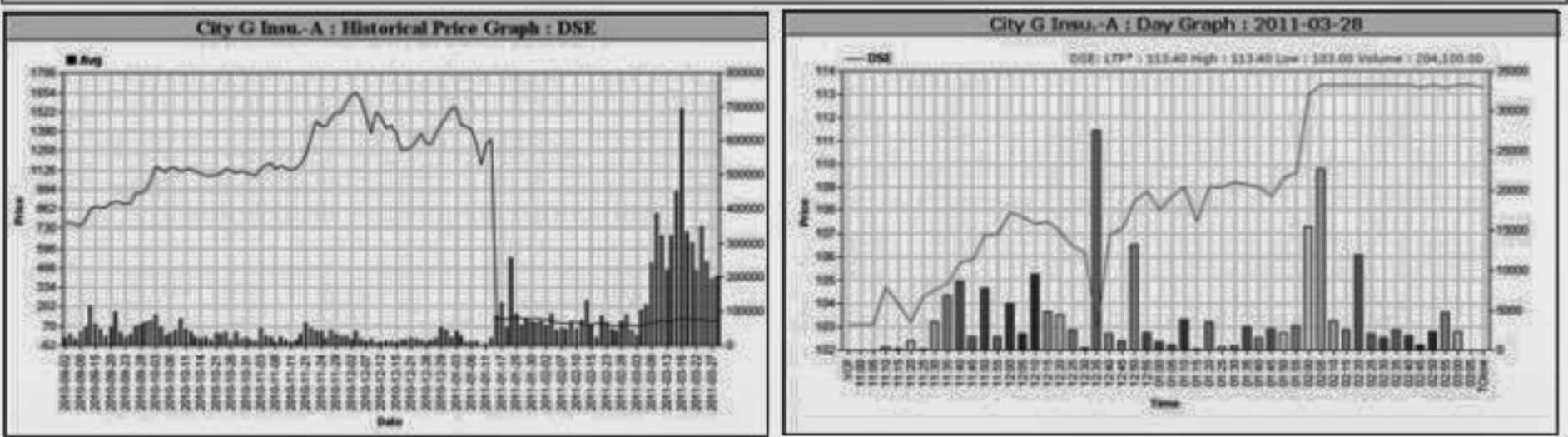
Capital Market Highlights: March 28, 2011



Capital Gainers

Dhaka Stock Exchange

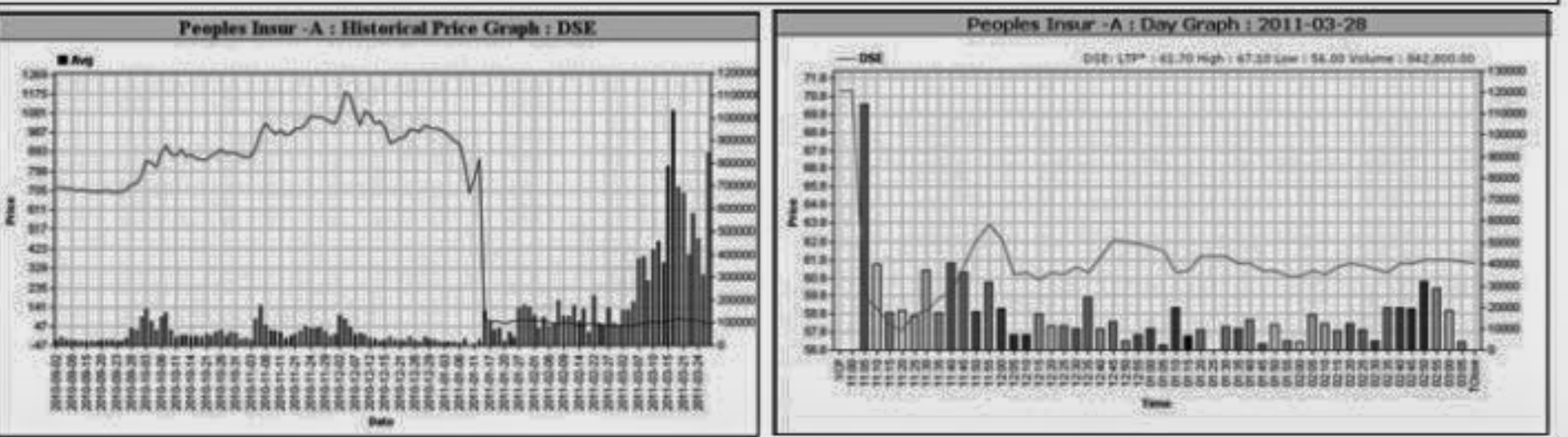
Company	Price Chn. (%)		Price Scale				Turnover		BookV			
	Close	Avg.	Avg.	Close	DayHi	DayLo	Yr Hi	YrLo	M.Tk	Per S	EPS	PE
City G Insu.-A	9.89	5.55	108.86	113.30	113.40	103.00	1694.00	64.1	22.225	12.51	1.36	80.04
Quasem Drycells -A	9.77	6.10	112.38	115.70	115.90	107.00	198.00	58.0	46.293	22.53	1.74	64.59
Keya Detergent-A	9.61	10.47	88.77	90.10	90.40	84.00	129.00	54.9	123.657	19.37	2.4	36.99
Legacy Footwear -Z	9.32	8.43	38.73	38.70	38.90	37.10	68.5	24.9	0.368	18.88	0.51	75.94
Saihat Text-A	8.81	6.63	94.08	96.30	97.00	89.50	2200.00	58.4	28.684	10.53	0.94	100.09
Anilma Yam -A	8.72	6.82	417.30	423.75	423.75	382.25	490.00	133.0	23.516	107.7	0.48	869.38
Metro Spinning -A	8.32	4.76	71.70	72.90	73.80	68.70	122.00	48.7	50.225	23.96	3.2	22.41
Hakkani P& Paper -B	8.28	6.76	52.90	53.60	54.30	48.80	90.00	35.1	2.857	12.38	0.52	101.73
Rangpur Foundry -A	8.02	6.24	100.97	102.40	103.90	96.50	173.00	74.0	11.764	15.14	2.11	47.85
BD. Autocars -B	7.96	7.13	492.33	501.75	502.25	455.00	800.00	260.0	4.737	57.62	5.37	91.68



Capital Losers

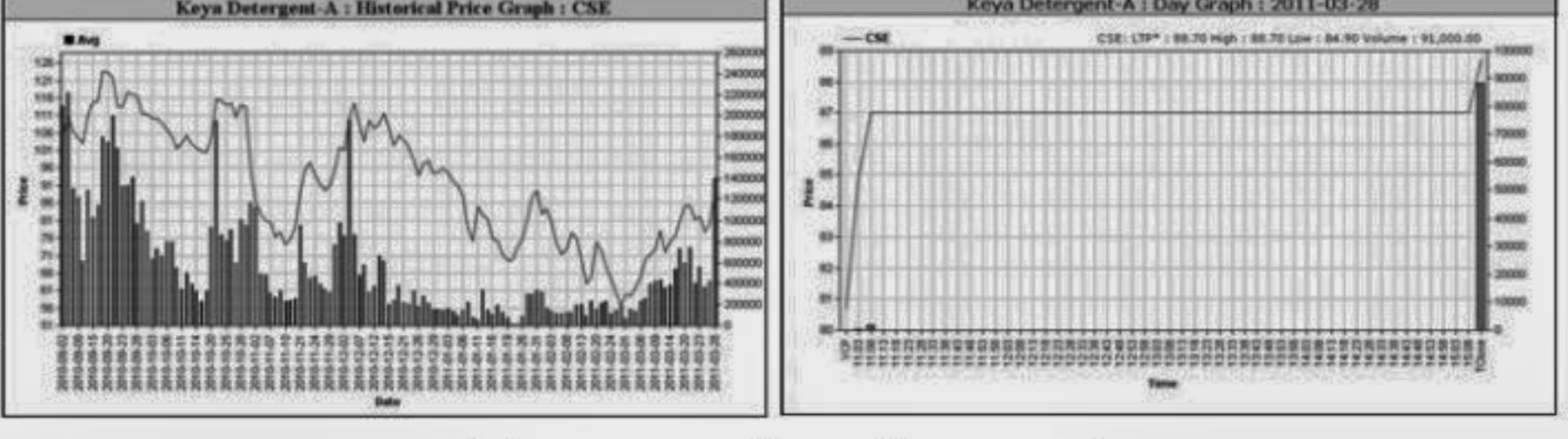
Dhaka Stock Exchange

Company	Price Chn. (%)		Price Scale				Turnover		BookV			
	Close	Avg.	Avg.	Close	DayHi	DayLo	Yr Hi	YrLo	M.Tk	Per S	EPS	PE
Peoples Insur -A	-13.36	-15.24	60.61	61.60	67.10	56.00	1210.00	46.2	51.088	19.89	2.11	28.73
AIBL 1st Is. M. F.-A	-5.05	-5.71	9.42	9.40	9.90	9.30	20.1	8.9	0.118	0	0	-
MBL 1st M. F.-A	-5.05	-5.30	9.47	9.40	9.50	9.30	11.0	8.8	0.720	0	0	-
Zeal Bangla Sugar -Z	-4.61	-4.86	14.50	14.50	14.60	14.50	27.5	13.9	0.041	-110.74	-14.35	-1.01
Apex Spinning-A	-2.88	-2.92	2131.48	2132.00	2195.00	2085.50	2247.00	665.0	0.784	477.21	15.62	136.46
Dhaka Ins. Ltd.-A	-2.29	-2.71	2296.91	2237.50	2359.00	2201.00	2880.00	700.0	20.098	301.86	57.57	39.90
AB Bank -A	-2.17	-2.04	1015.43	1004.00	1040.00	997.00	1815.00	891.3	156.856	298.68	104.91	9.68
Trust Bank-A	-0.89	-0.22	475.31	472.25	483.00	470.00	845.00	330.0	18.587	226.61	57.48	8.27
Deshbandhu Polymer-N	-0.74	1.47	94.45	93.30	96.00	92.20	96.00	46.0	139.648	13.63	3.47	27.22
Bank Asia -A	-0.58	-1.07	468.79	470.25	474.00	462.00	949.8	407.5	21.025	167.94	45.9	10.21



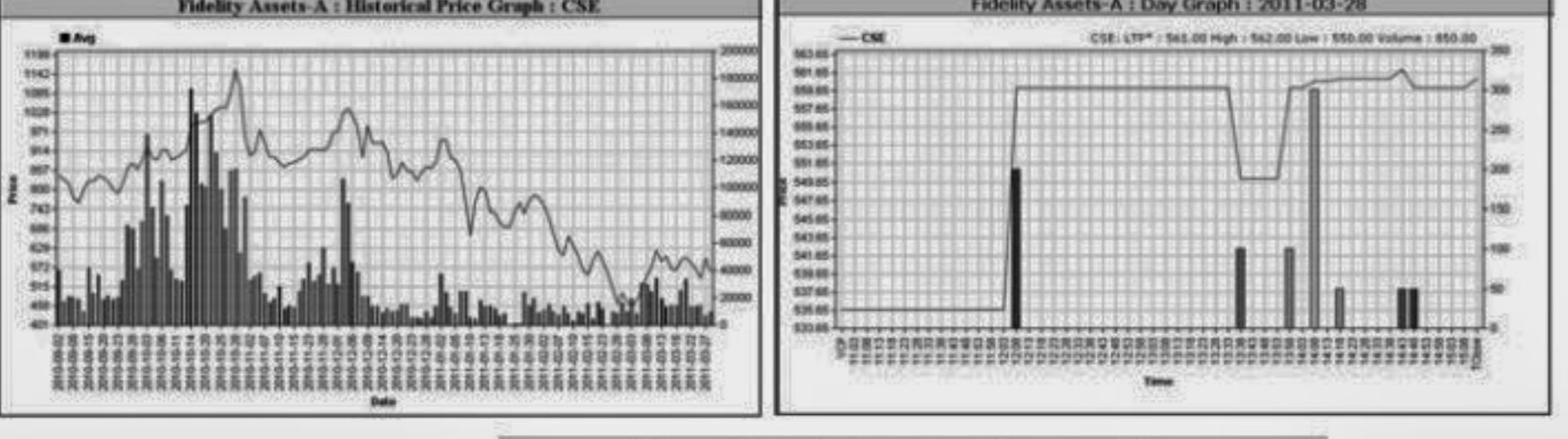
Chittagong Stock Exchange

Company	Price Chn. (%)		Price Scale				Turnover		BookV			
	Close	Avg.	Avg.	Close	DayHi	DayLo	Yr Hi	YrLo	M.Tk	Per S	EPS	PE
Keya Detergent-A	9.91	9.90	88.05	88.70	88.70	84.90	128.9	55.1	8.013	19.37	2.4	36.69
City G Insu.-A	9.91	5.74	110.87	113.10	113.10	103.50	1748.00	63.3	1.630	12.51	1.36	81.52
Legacy Footwear -Z	9.86	9.86	39.00	39.00	39.00	39.00	74.0	27.0	0.176	18.88	0.51	76.47
Imam Button -A	8.63	5.93	395.33	403.00	403.00	380.00	769.00	200.0	0.059	90.92	-10.49	-37.69
Sandhani Life -A	8.45	6.75	375.18	379.90	379.90	370.00	4780.00	238.0	0.094	63.71	3.03	123.82
Aramit -A	8.27	8.23	405.85	406.00	407.00	400.00	795.00	287.0	0.162	79.54	15.92	25.49
Prime Insur -A	8.02	7.98	113.01	113.10	115.00	109.00	1998.00	58.0	0.537	12.33	3.11	36.34
Hakkani P& Paper -B	7.94	5.47	52.60	53.00	53.80	51.60	90.00	34.5	1.184	12.38	0.52	101.15
Keya Cosmetics -A	7.80	7.23	106.78	107.80	108.50	103.80	167.00	66.0	9.771	19.11	3.01	35.48
Saihat Text-A	7.66	6.09	94.45	95.60	97.60	88.00	2400.00	61.0	5.384	10.53	0.94	100.48



Chittagong Stock Exchange

Company	Price Chn. (%)		Price Scale				Turnover		BookV			
	Close	Avg.	Avg.	Close	DayHi	DayLo	Yr Hi	YrLo	M.Tk	Per S	EPS	PE
Peoples Insur -A	-12.09	-15.09	60.34	61.80	64.50	57.30	1,240.00	46.0	6.215	19.89	2.11	28.60
Fidelity Assets-A	-6.50	-6.78	559.31	561.00	562.00	550.00	1,250.00	424.0	0.476	124.5	19.05	29.36
Phoenix Finance-A	-5.72	-5.73	1,520.40	1,520.50	1,550.75	1,512.75	5,900.00	910.3	0.380	156.65	23.67	64.23
Aziz PipesZ	-3.50	-3.50	441.00	441.00	441.00	441.00	829.5	325.0	0.002	-375.16	6.2	71.13
AMCL 2nd MF-A	-2.69	-2.45	126.82	126.50	128.00	125.75	188.00	120.3	0.044	100	0	-
AB Bank -A	-2.61	-2.05	1,014.66	999.75	1,044.00	990.00	1,810.00	290.0	44.959	298.68	104.91	9.67
Bank Asia -A	-1.59	-1.13	467.66	465.25	475.00	465.25	965.00	350.0	0.444	167.94	45.9	10.19
Rupali Life Insur-A	-0.77	-0.77	2,585.00	2,585.00	2,585.00	3,990.00	1,800.00	0.129	312.48	37.54	68.86	68.86
IFIC Bank -A	-0.34	-1.04	886.12	876.75	900.00	875.00	1,700.00	670.0	1.400	192.56	41.26	21.48
ACI ZERO Bond-N	-0.13	-0.08	750.43	750.50	755.00	750.00	845.00	700.0	0.108	1000	0	-



Key Features - March 28

Indicators	DSE	CSE	TOTAL
Turnover (Million Taka)	7,907.70	905.71	8,813.41
Turnover (Volume)	67,174,134	9,850,724	77,024,858
No. of Contract	157,041	28,114	185,155
Traded Issues	261	200	261
Issue Gain (Avg. Price Basis)	241	179	241
Issue Loss (Avg. Price Basis)	20	20	20
Unchanged Issue (Avg. Price Basis)	-	1	-
Market Cap. Equity (Billion Tk.)	2,294.90	2,156.38	2,294.90
Market Cap. Equity (Billion US\$)	33.50	31.48	33.50

Combined Turnover Leaders

Company	Volume (Share)	Value (M. Taka)	% of Total	Average Price
BEXIMCO Ltd. -A	1469109	443.05	5.03	301.57
R. N. Spinning-A	3024350	337.12	3.83	111.47
People's Leasing-A	1156438	307.86	3.49	266.21
Golden Son -A	2647784	246.90	2.80	93.25
BEXTEX Ltd. -A	3560444	228.68	2.59	64.23
Titas Gas TDCLA	253510	207.53	2.35	818.62
Keya Cosmetics -A	1915000	204.13	2.32	106.59
AB Bank -A	198782	201.81	2.29	1015.26
National Bank -A	3296986	190.40	2.16	57.75
UNITED AIR-B	3483625	188.84	2.14	54.21
Maksons Spinning-A	3255073	187.73	2.13	57.67
Aftab Auto.-A	6492359	184.10	2.09	283.56
ConfidenceCement A	667200	174.07	1.98	260.9
Deshbandhu Polymer-N	1639500	154.85	1.76	94.45
Shinepukur Ceramics-A	1489135	139.52	1.58	93.7
Fu-wang Ceramic-A	282844	134.23	1.52	474.57
Keya Detergent-A	1484000	131.67	1.49	88.73
Summit Power -A	1088850	128.01	1.45	117.57
Union Capital -A	474050	103.75	1.18	218.85
Padma Oil Co. -A	145950	103.24	1.17	707.39
DESCO Ltd. -A	55034	97.24	1.10	1766.96
Eastern Housing -A	104920	96.80	1.10	922.57
Fareast Islami Life -A	281000	96.69	1.10	344.08
Southeast Bank -A	316039	95.01	1.08	300.62
Meghna Life Ins. -A	224751	80.04	0.91	356.11
Al Arafat Islami B-A	1755000	78.96	0.90	44.99
Square Pharma -A	24190	77.85	0.88	3218.08
Grameenphone-A	465352	77.69	0.88	166.96
Malek Spinning-A	1010000	76.06	0.86	75.31
Dacca Dyeing-A	990410	73.70	0.84	74.41

Turnover Leaders

Dhaka Stock Exchange

Company	Vol. Share	Value (M.Tk.)	% of Total	Price Scale			C. Pts	BookV			
				Avg. Close	DayHi	DayLo					
BEXIMCO Ltd. -A	1295891	390.933	4.94	9500	301.67	304.00	294.60	3.51	63.73	20.38	14.80
R. N. Spinning-A	2766450	308.452	3.90	19250	111.50	112.80	113.50	3.77	16.1	5.04	22.12
People's Leasing-A	1051135	279.746	3.54	6200	266.14	266.30	267.90	0.38	30.95	9.47	28.10
Golden Son -A	2539784	236.825	2.99	12500	93.25	92.40	94.50	-0.11	24.7	1.08	86.34
Titas Gas TDCLA	241060	197.279	2.49	4700	818.38	825.25	830.00	3.87	200.15	60.88	13.44
Keya Cosmetics -A	1823500	194.356	2.46	39500	106.58	107.60	108.00	102.90	7.17		