

Money talks! Investments talk sense. Find opportunities with BRAC EPL!

BRAC EPL INVESTMENTS LIMITED A subsidiary of BRAC BANK Ltd WW Tower, Level 9, 68 Motijheel C/A, Dhaka 1000, Tel: +88 02 9514731-40

Company-Category Mark Face Value/Market Lot LEPS/PE/BV/Last Dividend-Year End DSE/CSE: Closing % Change % Last Day / Average Change % High Low % Trade Volume (Share)

Table with columns for Company Name, Category, Market Price, Face Value, Market Lot, LEPS, PE, BV, Last Dividend, and Year End. Includes entries for BANK, PUBALI BANK, and RUPALI BANK.

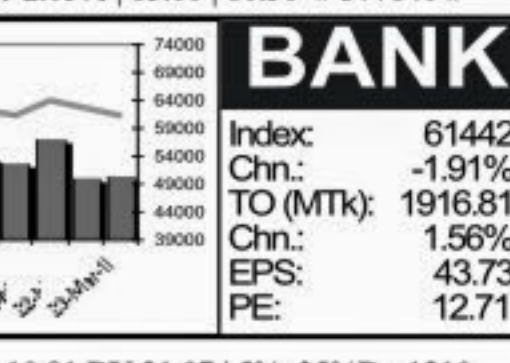


Table listing various bank stocks including Pubali Bank, Rupali Bank, and others with their respective market data.

Table listing various bank stocks including Pubali Bank, Rupali Bank, and others with their respective market data.

Table listing various bank stocks including Pubali Bank, Rupali Bank, and others with their respective market data.

Table listing various bank stocks including Pubali Bank, Rupali Bank, and others with their respective market data.

Table listing various bank stocks including Pubali Bank, Rupali Bank, and others with their respective market data.

Table listing various bank stocks including Pubali Bank, Rupali Bank, and others with their respective market data.

Table listing various bank stocks including Pubali Bank, Rupali Bank, and others with their respective market data.

Table listing various bank stocks including Pubali Bank, Rupali Bank, and others with their respective market data.

Table listing various bank stocks including Pubali Bank, Rupali Bank, and others with their respective market data.

Table listing various bank stocks including Pubali Bank, Rupali Bank, and others with their respective market data.

Table listing various bank stocks including Pubali Bank, Rupali Bank, and others with their respective market data.

Table listing various bank stocks including Pubali Bank, Rupali Bank, and others with their respective market data.

Table listing various bank stocks including Pubali Bank, Rupali Bank, and others with their respective market data.

Table listing various bank stocks including Pubali Bank, Rupali Bank, and others with their respective market data.

Table listing various bank stocks including Pubali Bank, Rupali Bank, and others with their respective market data.

Table listing various bank stocks including Pubali Bank, Rupali Bank, and others with their respective market data.

Company-Category Mark Face Value/Market Lot LEPS/PE/BV/Last Dividend-Year End DSE/CSE: Closing % Change % Last Day / Average Change % High Low % Trade Volume (Share)

Table with columns for Company Name, Category, Market Price, Face Value, Market Lot, LEPS, PE, BV, Last Dividend, and Year End. Includes entries for Summit Power, Service, and Samvit Hospital.




Table listing various stocks including Summit Power, Service, and Samvit Hospital.

Table listing various stocks including Summit Power, Service, and Samvit Hospital.

Table listing various stocks including Summit Power, Service, and Samvit Hospital.

Table listing various stocks including Summit Power, Service, and Samvit Hospital.

Table listing various stocks including Summit Power, Service, and Samvit Hospital.

Table listing various stocks including Summit Power, Service, and Samvit Hospital.

Table listing various stocks including Summit Power, Service, and Samvit Hospital.

Table listing various stocks including Summit Power, Service, and Samvit Hospital.

Table listing various stocks including Summit Power, Service, and Samvit Hospital.

Table listing various stocks including Summit Power, Service, and Samvit Hospital.

Table listing various stocks including Summit Power, Service, and Samvit Hospital.

Table listing various stocks including Summit Power, Service, and Samvit Hospital.

Table listing various stocks including Summit Power, Service, and Samvit Hospital.

Table listing various stocks including Summit Power, Service, and Samvit Hospital.

Table listing various stocks including Summit Power, Service, and Samvit Hospital.

Table listing various stocks including Summit Power, Service, and Samvit Hospital.

Company-Category Mark Face Value/Market Lot LEPS/PE/BV/Last Dividend-Year End DSE/CSE: Closing % Change % Last Day / Average Change % High Low % Trade Volume (Share)

Table with columns for Company Name, Category, Market Price, Face Value, Market Lot, LEPS, PE, BV, Last Dividend, and Year End. Includes entries for Summit Power, Service, and Samvit Hospital.

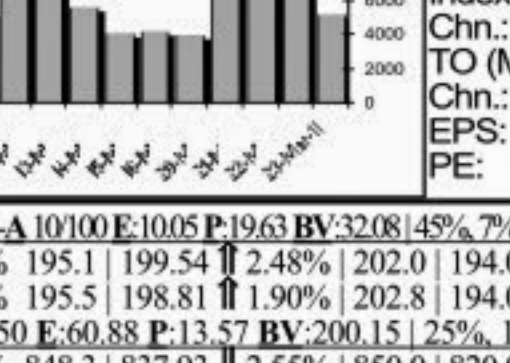


Table listing various stocks including Summit Power, Service, and Samvit Hospital.

Table listing various stocks including Summit Power, Service, and Samvit Hospital.

Table listing various stocks including Summit Power, Service, and Samvit Hospital.

Table listing various stocks including Summit Power, Service, and Samvit Hospital.

Table listing various stocks including Summit Power, Service, and Samvit Hospital.

Table listing various stocks including Summit Power, Service, and Samvit Hospital.

Table listing various stocks including Summit Power, Service, and Samvit Hospital.

Table listing various stocks including Summit Power, Service, and Samvit Hospital.

Table listing various stocks including Summit Power, Service, and Samvit Hospital.

Table listing various stocks including Summit Power, Service, and Samvit Hospital.

Table listing various stocks including Summit Power, Service, and Samvit Hospital.

Table listing various stocks including Summit Power, Service, and Samvit Hospital.

Table listing various stocks including Summit Power, Service, and Samvit Hospital.

Table listing various stocks including Summit Power, Service, and Samvit Hospital.

Table listing various stocks including Summit Power, Service, and Samvit Hospital.

Table listing various stocks including Summit Power, Service, and Samvit Hospital.

Company-Category Mark Face Value/Market Lot LEPS/PE/BV/Last Dividend-Year End DSE/CSE: Closing % Change % Last Day / Average Change % High Low % Trade Volume (Share)

Table with columns for Company Name, Category, Market Price, Face Value, Market Lot, LEPS, PE, BV, Last Dividend, and Year End. Includes entries for Summit Power, Service, and Samvit Hospital.

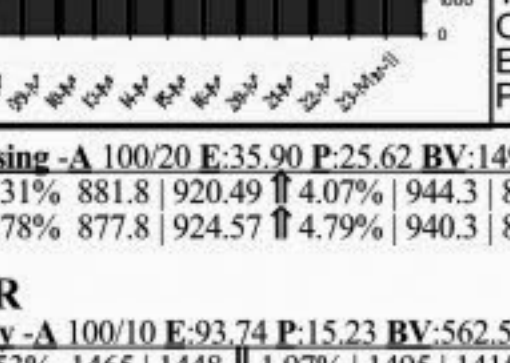


Table listing various stocks including Summit Power, Service, and Samvit Hospital.

Table listing various stocks including Summit Power, Service, and Samvit Hospital.

Table listing various stocks including Summit Power, Service, and Samvit Hospital.

Table listing various stocks including Summit Power, Service, and Samvit Hospital.

Table listing various stocks including Summit Power, Service, and Samvit Hospital.

Table listing various stocks including Summit Power, Service, and Samvit Hospital.

Table listing various stocks including Summit Power, Service, and Samvit Hospital.

Table listing various stocks including Summit Power, Service, and Samvit Hospital.

Table listing various stocks including Summit Power, Service, and Samvit Hospital.

Table listing various stocks including Summit Power, Service, and Samvit Hospital.

Table listing various stocks including Summit Power, Service, and Samvit Hospital.

Table listing various stocks including Summit Power, Service, and Samvit Hospital.

Table listing various stocks including Summit Power, Service, and Samvit Hospital.

Table listing various stocks including Summit Power, Service, and Samvit Hospital.

Table listing various stocks including Summit Power, Service, and Samvit Hospital.

Table listing various stocks including Summit Power, Service, and Samvit Hospital.

Company-Category Mark Face Value/Market Lot LEPS/PE/BV/Last Dividend-Year End DSE/CSE: Closing % Change % Last Day / Average Change % High Low % Trade Volume (Share)

Table with columns for Company Name, Category, Market Price, Face Value, Market Lot, LEPS, PE, BV, Last Dividend, and Year End. Includes entries for Summit Power, Service, and Samvit Hospital.

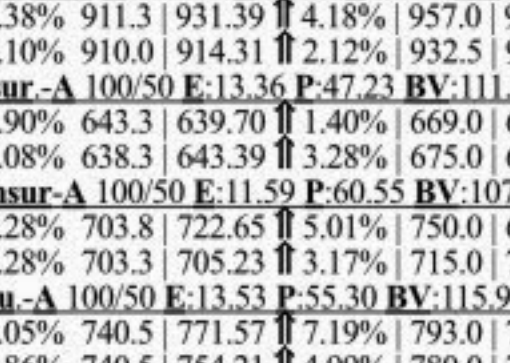


Table listing various stocks including Summit Power, Service, and Samvit Hospital.

Table listing various stocks including Summit Power, Service, and Samvit Hospital.

Table listing various stocks including Summit Power, Service, and Samvit Hospital.

Table listing various stocks including Summit Power, Service, and Samvit Hospital.

Table listing various stocks including Summit Power, Service, and Samvit Hospital.

Table listing various stocks including Summit Power, Service, and Samvit Hospital.

Table listing various stocks including Summit Power, Service, and Samvit Hospital.

Table listing various stocks including Summit Power, Service, and Samvit Hospital.

Table listing various stocks including Summit Power, Service, and Samvit Hospital.

Table listing various stocks including Summit Power, Service, and Samvit Hospital.

Table listing various stocks including Summit Power, Service, and Samvit Hospital.

Table listing various stocks including Summit Power, Service, and Samvit Hospital.

Table listing various stocks including Summit Power, Service, and Samvit Hospital.

Table listing various stocks including Summit Power, Service, and Samvit Hospital.

Table listing various stocks including Summit Power, Service, and Samvit Hospital.

Table listing various stocks including Summit Power, Service, and Samvit Hospital.

Notes: 'Closing' is the Closing Price of the day. 'Last Day' means price of the previous trading day. 'Change%' indicates the price difference in percentage and 'Mark' indicates the direction. 'Average' prices indicate weighted average prices of all transactions of the day. 'High' and 'Low' indicate the highest and lowest traded price of the day and it is reported in separate tab. For the companies having no transaction on the day, the prices have been reported from the last transaction day. E=Earning per Share, P=Price Earning Ratio, BV=Book Value per Share, Category is mentioned beside company name. All EPS & BV are diluted/restated (in applicable cases). Year end is mentioned beside the declared dividend under which may not be related to the year end of EPS & BV. EPS & BV will be updated after getting the audited annual report of that financial year. EPS/BV of Life Insurance was calculated by special formula which is approximate just to compare those figures among the companies under life insurance industry. These figures could not be compared with other industry's figures. Sectoral Index calculated by Chittagong Stock Exchange.