Company -Catagory Mark Face Value/Market Lot | EPS | PE | BV | Latest Dividend :- YearEnd
DSE/CSE: Closing ⇓⇑ Change % LastDay | Average |Change ⇓⇑ %| High | Low # Trade Volume (Share)

TRADED ISSUES March 03, 2011

Company -Catagory Mark Face Value/Market Lot | EPS | PE | BV | Latest Dividend :- YearEnd
DSE/CSE: Closing ⇓⇑ Change % LastDay | Average |Change ⇓⇑ %| High | Low # Trade Volume (Share)

BANK

AB Bank - A 100/5 E:104.91 P:10.13 BV:298.68 | 20%, 25%B :-1209
D: 1063 ⇓ 6.24% 1134 | 1064 ⇓ 7.69% | 1105 | 1063 # 92341 #
C: 1059 ⇓ 6.24% 1130 | 1063 ⇓ 7.73% | 1130 | 1059 # 22200 #
City Bank - A 100/5 E:20.85 P:29.18 BV:249.31 | 25%B :-1209
D: 608.5 ⇓ 7.49% 657.8 | 609.54 ⇓ 9.72% | 657.8 | 608.5 # 69198 #
C: 614.0 ⇓ 7.50% 663.8 | 619.45 ⇓ 9.11% | 665.0 | 614.0 # 10355 #
IFIC Bank - A 100/5 E:41.26 P:22.19 BV:192.56 | 25%B :-1209
D: 915.8 ⇓ 6.37% 978.0 | 916.13 ⇓ 7.86% | 970.0 | 915.8 # 22145 #
C: 934.8 ⇓ 6.27% 997.3 | 935.24 ⇓ 6.69% | 950.0 | 934.8 # 1550 #
Islami Bank - A 100/10 E:45.92 P:12.24 BV:262.88 | 20%B :-1209
D: 562.3 ⇓ 7.49% 607.8 | 570.16 ⇓ 8.37% | 602.0 | 562.3 # 220440 #
C: 560.5 ⇓ 7.47% 605.8 | 567.03 ⇓ 9.01% | 606.0 | 560.5 # 17690 #
National Bank - A 10/100 E:15.55 P:9.32 BV:43.30 | 95%B :-1210
D: 145.0 ⇓ 9.66% 160.5 | 147.09 ⇓ 10.76% | 157.0 | 144.5 # 2163220 #
C: 144.5 ⇓ 9.97% 160.5 | 148.38 ⇓ 10.51% | 161.5 | 144.5 # 290310 #
Pubali Bank - A 10/25 E:4.21 P:15.56 BV:19.14 | 30%B :-1209
D: 65.50 ⇓ 9.03% 72.00 | 66.00 ⇓ 11.52% | 72.00 | 64.80 # 1763700 #
C: 65.20 ⇓ 9.94% 72.40 | 66.06 ⇓ 12.06% | 72.40 | 65.20 # 261475 #

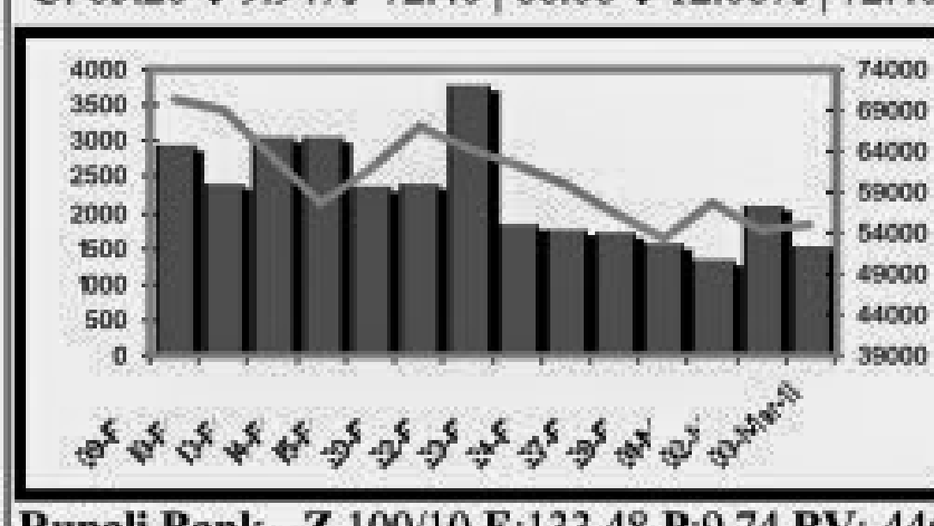

BANK
Index: 55092
Chn.: 1.31%
TO (MTk): 1522.47
Chn.: -27.50%
EPS: 45.36
PE: 11.97

Rupali Bank - Z 100/10 E:133.48 P:9.74 BV:-446.54 | No Div. :-1209
D: 1300 ⇓ 1.50% 1320 | 1301 ⇓ 1.49% | 1350 | 1300 # 6230 #
C: 1216 ⇓ 5.65% 1289 | 1216 ⇓ 5.65% | 1220 | 1211 # 220 #
UCBL - A 10/50 E:3.21 P:45.89 BV:19.61 | 30%B :-1209
D: 147.3 ⇓ 9.96% 163.6 | 147.80 ⇓ 12.52% | 164.9 | 147.3 # 2864745 #
C: 147.0 ⇓ 9.98% 163.3 | 147.73 ⇓ 12.71% | 163.0 | 147.0 # 425950 #
Uttara Bank - A 10/25 E:4.61 P:21.30 BV:25.91 | 50%B :-1209
D: 98.20 ⇓ 9.99% 109.1 | 99.00 ⇓ 11.73% | 109.1 | 98.20 # 1049260 #
C: 98.50 ⇓ 9.96% 109.4 | 99.60 ⇓ 11.63% | 109.4 | 98.50 # 119650 #
ICB Is. Bank-Z 10/500 E:-3.10 P:-4.19 BV:-6.67 | No Div. :-1209
D: 13.00 ⇓ 9.72% 14.40 | 13.12 ⇓ 11.41% | 14.30 | 13.00 # 841000 #
Eastern Bank - A 10/200 E:8.30 P:9.90 BV:41.37 | 55%B :-1210
D: 82.20 ⇓ 10.94% 92.30 | 87.56 ⇓ 7.63% | 97.40 | 80.10 # 512700 #
C: 81.90 ⇓ 10.69% 91.70 | 86.61 ⇓ 7.79% | 97.00 | 78.70 # 86600 #
Al Arafa Islami B-A 10/250 E:1.83 P:21.58 BV:7.62 | 30%B, 1R:1 :-1209
D: 39.50 ⇓ 9.82% 43.80 | 40.07 ⇓ 10.26% | 42.00 | 39.50 # 1164500 #
C: 39.60 ⇓ 10.00% 44.00 | 40.11 ⇓ 11.14% | 42.20 | 39.60 # 209000 #
Prime Bank-A 10/250 E:4.82 P:11.80 BV:25.53 | 10%, 30%B :-1209
D: 56.90 ⇓ 9.68% 63.00 | 58.52 ⇓ 9.57% | 63.10 | 56.70 # 3394850 #
C: 56.70 ⇓ 9.71% 62.80 | 58.20 ⇓ 10.52% | 62.00 | 56.60 # 183500 #
Southeast Bank-A 100/50 E:26.90 P:14.10 BV:217.06 | 35%B :-1209
D: 379.3 ⇓ 8.72% 415.5 | 383.24 ⇓ 10.18% | 417.0 | 379.3 # 563160 #
C: 379.5 ⇓ 8.72% 415.8 | 383.65 ⇓ 10.40% | 415.0 | 379.5 # 88386 #
Dhaka Bank -A 10/100 E:3.61 P:14.71 BV:18.67 | 25%B :-1209
D: 53.10 ⇓ 10.00% 59.00 | 53.65 ⇓ 11.31% | 58.10 | 53.10 # 663600 #
C: 52.90 ⇓ 9.88% 58.70 | 53.60 ⇓ 11.10% | 56.70 | 52.90 # 60600 #
N C C Bank -A 10/250 E:3.82 P:11.68 BV:17.97 | 47%B :-1209
D: 44.60 ⇓ 9.90% 49.50 | 45.10 ⇓ 10.16% | 48.60 | 44.60 # 1146790 #
C: 44.30 ⇓ 9.96% 49.20 | 45.06 ⇓ 10.26% | 49.20 | 44.30 # 352440 #
Social Invest. B-A 10/250 E:1.84 P:20.82 BV:13.21 | 11%B :-1209
D: 38.30 ⇓ 9.88% 42.50 | 39.07 ⇓ 9.64% | 42.20 | 38.30 # 1572590 #
C: 38.20 ⇓ 9.91% 42.40 | 39.03 ⇓ 9.55% | 42.00 | 38.20 # 316250 #
Dutch Bangla B- A 100/50 E:100.12 P:12.35 BV:350.05 | 30% :-1210
D: 1236 ⇓ 6.24% 1319 | 1240 ⇓ 9.64% | 1256 | 1236 # 15200 #
C: 1257 ⇓ 5.54% 1331 | 1257 ⇓ 10.44% | 1330 | 1248 # 2700 #
MutualTrust Bank-A 100/50 E:46.63 P:9.28 BV:206.59 | 20%B :-1210
D: 432.5 ⇓ 7.93% 469.8 | 435.79 ⇓ 10.14% | 470.3 | 432.5 # 103900 #
C: 437.3 ⇓ 7.90% 474.8 | 444.69 ⇓ 8.95% | 470.0 | 437.3 # 4636 #
Standard Bank -A 100/50 E:28.90 P:13.32 BV:159.67 | 20%B :-1209
D: 385.0 ⇓ 8.71% 421.8 | 390.21 ⇓ 9.60% | 425.0 | 385.0 # 265100 #
C: 384.5 ⇓ 8.72% 421.3 | 389.43 ⇓ 10.15% | 409.0 | 384.5 # 31034 #
One Bank -A 100/50 E:35.33 P:21.71 BV:149.16 | 32%B :-1209
D: 767.0 ⇓ 7.48% 829.0 | 772.68 ⇓ 7.72% | 800.0 | 767.0 # 150200 #
C: 771.0 ⇓ 6.74% 826.8 | 771.06 ⇓ 7.45% | 790.0 | 765.0 # 4872 #
Bank Asia -A 100/50 E:44.20 P:15.09 BV:164.99 | 40%B :-1209
D: 667.0 ⇓ 7.49% 721.0 | 669.90 ⇓ 9.16% | 685.0 | 667.0 # 45320 #
C: 683.8 ⇓ 7.16% 736.5 | 687.67 ⇓ 6.63% | 710.0 | 682.0 # 450 #
Mercantile Bank -A 100/50 E:19.83 P:18.03 BV:140.84 | 22%B :-1209
D: 357.5 ⇓ 8.74% 391.8 | 359.40 ⇓ 10.26% | 390.0 | 357.5 # 175950 #
C: 355.5 ⇓ 8.73% 389.5 | 360.71 ⇓ 9.62% | 388.0 | 355.5 # 49300 #
EXIM Bank-A 10/100 E:3.47 P:11.82 BV:13.78 | 35%B :-1209
D: 41.00 ⇓ 9.49% 45.30 | 41.43 ⇓ 11.00% | 45.00 | 40.80 # 2371725 #
C: 41.20 ⇓ 9.85% 45.70 | 41.78 ⇓ 10.32% | 45.00 | 41.20 # 169750 #
Jamuna Bank -A 10/250 E:4.13 P:8.60 BV:17.85 | 37.5%B :-1209
D: 35.50 ⇓ 9.67% 39.30 | 36.05 ⇓ 10.05% | 39.00 | 35.40 # 802571 #
C: 35.20 ⇓ 9.74% 39.00 | 35.99 ⇓ 10.23% | 50.00 | 34.00 # 124340 #
Brac Bank -A 100/50 E:51.30 P:10.74 BV:311.22 | 30%B :-1209
D: 551.0 ⇓ 7.47% 595.5 | 553.86 ⇓ 8.75% | 585.0 | 551.0 # 122350 #
C: 555.5 ⇓ 7.15% 598.3 | 559.36 ⇓ 9.06% | 595.5 | 553.5 # 10200 #
Shahjalal Islami -A 10/50 E:3.13 P:15.78 BV:14.38 | 25%B :-1209
D: 49.40 ⇓ 9.85% 54.80 | 49.93 ⇓ 10.95% | 55.00 | 49.40 # 1593600 #
C: 49.50 ⇓ 10.00% 55.00 | 50.32 ⇓ 10.61% | 53.00 | 49.50 # 220200 #
Premier Bank -N 10/250 E:3.73 P:11.42 BV:14.42 | 30%B :-1209
D: 42.60 ⇓ 9.94% 47.30 | 43.21 ⇓ 11.62% | 47.00 | 42.60 # 1115500 #
C: 42.50 ⇓ 9.96% 47.20 | 43.22 ⇓ 12.26% | 47.00 | 42.50 # 169500 #
Trust Bank-A 100/50 E:27.55 P:17.34 BV:169.32 | 20%B :-1209
D: 477.8 ⇓ 7.46% 516.3 | 480.69 ⇓ 8.54% | 500.0 | 477.8 # 70250 #
C: 479.3 ⇓ 7.48% 518.0 | 484.36 ⇓ 7.64% | 500.0 | 479.3 # 3200 #
First Secu. Bk-A 10/100 E:1.08 P:25.19 BV:2.61 | 10%B :-1209
D: 27.20 ⇓ 9.93% 30.20 | 27.64 ⇓ 9.91% | 29.60 | 27.20 # 974280 #
C: 27.20 ⇓ 9.93% 30.20 | 27.99 ⇓ 8.86% | 30.20 | 27.20 # 298160 #

NON BANKING F I

IDLC Fin. -A 100/20 E:136.98 P:25.64 BV:393.85 | 10%, 1B:1 :-1209
D: 3512 ⇓ 5.00% 3697 | 3513 ⇓ 6.17% | 3530 | 3512 # 12940 #
C: 3500 ⇓ 4.99% 3684 | 3501 ⇓ 5.52% | 3524 | 3500 # 257 #
United Leasing - A 100/20 E:30.71 P:38.34 BV:235.35 | 7.5%, 1B:1 :-1209
D: 1178 ⇓ 6.23% 1256 | 1179 ⇓ 7.21% | 1220 | 1178 # 17060 #
Uttara Finance -A 10/50 E:12.51 P:18.60 BV:52.21 | 25%B :-1209
D: 232.7 ⇓ 8.60% 254.6 | 233.04 ⇓ 12.24% | 241.0 | 232.4 # 48250 #
C: 238.0 ⇓ 8.71% 260.7 | 238.01 ⇓ 8.71% | 238.1 | 238.0 # 2450 #
Midas Financing-A 100/50 E:12.89 P:92.42 BV:90.48 | 35%B :-610
D: 1191 ⇓ 5.85% 1265 | 1207 ⇓ 5.59% | 1269 | 1186 # 4050 #
C: 1205 ⇓ 5.82% 1279 | 1205 ⇓ 5.86% | 1250 | 1200 # 500 #
First LeaseA 100/50 E:25.89 P:37.16 BV:322.86 | 75%B :-1209
D: 962.0 ⇓ 6.24% 1026 | 962.79 ⇓ 8.20% | 990.0 | 962.0 # 17392 #
People`sLeas.-A 10/100 E:3.56 P:61.12 BV:12.32 | 38.5%B :-1209
D: 217.6 ⇓ 8.72% 238.4 | 219.02 ⇓ 10.73% | 243.0 | 217.6 # 1027100 #
C: 218.7 ⇓ 8.72% 239.6 | 220.24 ⇓ 10.92% | 229.7 | 218.7 # 44600 #
Prime Finance-A 10/50 E:7.56 P:40.41 BV:17.06 | 10%, 40%B :-1209
D: 305.5 ⇓ 8.72% 334.7 | 307.73 ⇓ 11.62% | 319.9 | 305.5 # 166050 #
C: 308.1 ⇓ 7.84% 334.3 | 307.72 ⇓ 10.03% | 319.0 | 305.1 # 12000 #
Premier Leasing-A 100/50 E:19.53 P:38.10 BV:137.40 | 15%B :-1209
D: 744.0 ⇓ 7.49% 804.3 | 746.40 ⇓ 9.33% | 805.0 | 744.0 # 23050 #
C: 755.8 ⇓ 7.01% 812.8 | 755.64 ⇓ 7.80% | 765.0 | 752.0 # 1900 #
Islamic Finance-A 100/50 E:23.70 P:25.01 BV:136.63 | 25%B :-1209
D: 592.8 ⇓ 7.49% 640.8 | 595.45 ⇓ 10.52% | 655.0 | 592.8 # 33817 #
C: 601.3 ⇓ 7.00% 646.5 | 601.13 ⇓ 8.90% | 605.0 | 598.3 # 1400 #
LankaBangla Fin. -A 10/500 E:14.00 P:25.84 BV:30.13 | 15%, 20%B :-1209
D: 361.8 ⇓ 8.73% 396.4 | 367.50 ⇓ 9.17% | 396.0 | 361.8 # 191000 #
C: 353.6 ⇓ 8.72% 387.4 | 359.88 ⇓ 10.34% | 370.0 | 353.6 # 31500 #

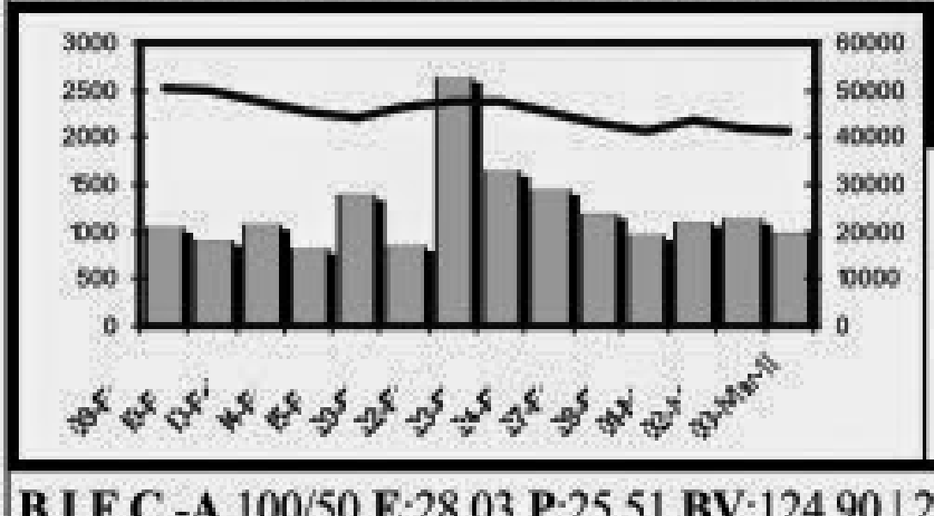

NBFI
Index: 41499
Chn.: -0.50%
TO (MTk): 997.39
Chn.: -11.54%
EPS: 49.92
PE: 32.16

B I F C -A 100/50 E:28.03 P:25.51 BV:124.90 | 22.5%B :-1209
D: 715.0 ⇓ 7.20% 770.5 | 716.30 ⇓ 8.60% | 730.0 | 713.5 # 5511 #
C: 728.0 ⇓ 6.85% 781.5 | 728.05 ⇓ 7.39% | 755.0 | 723.0 # 550 #
I P D C -A 100/50 E:12.84 P:32.46 BV:214.08 | 10%B :-1209
D: 416.8 ⇓ 8.26% 454.3 | 418.52 ⇓ 9.48% | 459.0 | 416.8 # 11604 #
C: 424.0 ⇓ 7.93% 460.5 | 423.95 ⇓ 9.23% | 430.0 | 423.0 # 2860 #
Union Capital -A 10/500 E:3.56 P:50.59 BV:11.91 | 30%B :-1209
D: 180.1 ⇓ 8.81% 197.5 | 183.07 ⇓ 9.99% | 199.9 | 180.1 # 422500 #
C: 182.0 ⇓ 7.33% 196.4 | 183.40 ⇓ 10.01% | 190.0 | 179.0 # 21000 #
BD Finance-A 10/100 E:1.83 P:79.45 BV:12.53 | 20%B :-1209
D: 145.4 ⇓ 9.97% 161.5 | 146.99 ⇓ 12.67% | 159.5 | 145.4 # 291000 #
C: 145.5 ⇓ 9.96% 161.6 | 147.96 ⇓ 11.27% | 156.9 | 145.5 # 43900 #
Intl. Leasing-A 100/50 E:19.04 P:96.88 BV:159.98 | 75%B :-1209
D: 1845 ⇓ 5.13% 1944 | 1850 ⇓ 5.10% | 1900 | 1845 # 20600 #
C: 1810 ⇓ 5.24% 1910 | 1818 ⇓ 5.48% | 1830 | 1810 # 750 #
Phoenix Fin.-A 100/50 E:23.67 P:58.63 BV:156.65 | 30%B :-1209
D: 1388 ⇓ 5.43% 1468 | 1378 ⇓ 6.77% | 1400 | 1376 # 14950 #
C: 1439 ⇓ 6.23% 1534 | 1438 ⇓ 6.24% | 1439 | 1438 # 100 #
Fidelity Assets-A 100/50 E:19.05 P:28.33 BV:124.50 | 15%B :-1208
D: 539.8 ⇓ 7.50% 583.5 | 539.80 ⇓ 10.15% | 540.0 | 539.8 # 8450 #
C: 564.3 ⇓ 6.89% 606.0 | 564.33 ⇓ 6.88% | 578.0 | 561.0 # 750 #
Delta Brac HFCL-N 100/50 E:59.20 P:28.84 BV:238.40 | 10%, 25%B :-610
D: 1707 ⇓ 5.19% 1801 | 1706 ⇓ 5.85% | 1716 | 1701 # 3500 #
C: 1660 ⇓ 5.43% 1755 | 1660 ⇓ 5.43% | 1660 | 1660 # 50 #
National H Fin.-N 100/50 E:20.01 P:40.68 BV:124.56 | 17.5% :-1209
D: 814.0 ⇓ 6.11% 867.0 | 812.79 ⇓ 6.69% | 828.0 | 808.0 # 4850 #
Bay Leasing -A 100/50 E:25.59 P:79.81 BV:306.33 | 50%B :-1209
D: 2042 ⇓ 4.99% 2150 | 2042 ⇓ 6.03% | 2055 | 2042 # 45900 #
C: 2048 ⇓ 4.95% 2155 | 2048 ⇓ 5.32% | 2055 | 2047 # 1100 #

INVESTMENT

ICB -A 100/50 E:68.18 P:47.46 BV:230.00 | 15%, 25%B :-610
D: 3236 ⇓ 4.63% 3393 | 3236 ⇓ 5.59% | 3280 | 3224 # 350 #
6th ICB M F-A 100/10 E:50.00 P:12.00 BV:196.03 | 75% :-609
D: 600.0 ⇓ 6.76% 643.5 | 603.63 ⇓ 8.36% | 618.0 | 596.0 # 760 #
8th ICB M F-A 100/50 E:42.85 P:16.48 BV:215.35 | 65% :-609
D: 706.3 ⇓ 7.41% 762.8 | 706.42 ⇓ 7.40% | 707.0 | 705.8 # 450 #
1st BSRS M F-A 100/50 E:18.87 P:76.83 BV:139.55 | 15% :-609
D: 1450 ⇓ 6.24% 1546 | 1450 ⇓ 6.25% | 1450 | 1450 # 450 #
AIMS First -A 1/2500 E:0.36 P:18.83 BV:2.25 | 10%1B:5 :-607
D: 6.78 ⇓ 9.96% 7.53 | 6.97 ⇓ 9.48% | 7.50 | 6.78 # 2649750 #
C: 6.81 ⇓ 9.92% 7.56 | 6.95 ⇓ 10.44% | 7.37 | 6.81 # 1427250 #
ICB AMCL1stMF-A 100/50 E:37.98 P:14.09 BV:170.99 | 50% :-610
D: 535.0 ⇓ 6.63% 573.0 | 535.10 ⇓ 8.01% | 566.0 | 531.0 # 750 #
ICB A. IslamicMF-A 100/50 E:26.60 P:11.50 BV:142.70 | 35% :-610
D: 306.0 ⇓ 6.99% 329.0 | 306.49 ⇓ 7.13% | 310.0 | 305.0 # 4600 #
Grameen M F 1-A 10/500 E:3.45 P:20.26 BV:34.65 | 71% :-609
D: 69.90 ⇓ 9.92% 77.60 | 71.35 ⇓ 11.55% | 76.10 | 69.90 # 287000 #
C: 69.70 ⇓ 9.95% 77.40 | 71.23 ⇓ 11.28% | 75.10 | 69.70 # 15000 #
ICB A. 1st NRB -A 100/50 E:25.44 P:14.64 BV:112.76 | 35% :-610
D: 372.5 ⇓ 7.74% 403.8 | 372.55 ⇓ 8.06% | 388.0 | 370.0 # 1650 #
C: 370.0 ⇓ 8.42% 404.0 | 370.00 ⇓ 8.42% | 370.0 | 370.0 # 50 #
ICB A. 2nd NRB -A 100/50 E:14.15 P:12.44 BV:100.00 | 22.0% :-610
D: 176.0 ⇓ 8.57% 192.5 | 181.35 ⇓ 7.49% | 188.3 | 175.3 # 51000 #
C: 178.0 ⇓ 8.01% 193.5 | 177.95 ⇓ 7.98% | 180.0 | 176.0 # 2150 #
Grameen1:Sch.2 -A 10/500 E:1.20 P:16.50 BV:12.70 | 11.50% :-609
D: 19.80 ⇓ 9.59% 21.90 | 20.09 ⇓ 12.08% | 23.00 | 19.80 # 1260000 #
C: 20.00 ⇓ 9.91% 22.20 | 20.42 ⇓ 11.06% | 22.00 | 20.00 # 154000 #
Prime Fin. 1st MF-A 10/500 E:1.40 P:14.57 BV:10.00 | 12.5% :-609
D: 20.40 ⇓ 9.73% 22.60 | 20.58 ⇓ 10.33% | 21.80 | 20.40 # 101500 #
C: 21.80 ⇓ 9.92% 24.20 | 21.80 ⇓ 6.80% | 21.80 | 21.80 # 7000 #
EBL 1st MF-A 10/500 E:0.00 P: BV:10.00 | :-
D: 12.40 ⇓ 9.49% 13.70 | 12.63 ⇓ 10.68% | 13.70 | 12.40 # 519500 #
C: 12.60 ⇓ 10.00% 14.00 | 12.75 ⇓ 10.46% | 13.90 | 12.60 # 45500 #
AMCL 2nd MF-A 10/500 E:0.00 P: BV:100.00 | 14% :-610
D: 121.5 ⇓ 8.99% 133.5 | 126.91 ⇓ 6.39% | 135.0 | 121.0 # 27600 #
C: 129.0 ⇓ 2.09% 131.8 | 129.04 ⇓ 4.32% | 140.0 | 123.3 # 1250 #
ICB Emp.PMF-A 10/500 E:0.00 P: BV:10.00 | 11.50% :-610
D: 11.30 ⇓ 8.87% 12.40 | 11.62 ⇓ 8.29% | 12.60 | 11.20 # 416000 #
C: 11.60 ⇓ 9.38% 12.80 | 11.66 ⇓ 8.62% | 12.40 | 11.60 # 59000 #
Trust Bk 1st MF-A 10/500 E:0.00 P: BV:10.00 | :-
D: 11.10 ⇓ 9.76% 12.30 | 11.43 ⇓ 9.14% | 12.20 | 11.10 # 1667000 #
C: 11.20 ⇓ 9.68% 12.40 | 11.57 ⇓ 9.11% | 12.00 | 11.20 # 103000 #
Prime Bk 1st MF-A 10/500 E:0.00 P: BV:10.00 | 10% :-610
D: 10.00 ⇓ 9.91% 11.10 | 10.21 ⇓ 10.20% | 11.40 | 10.00 # 171500 #
C: 10.30 ⇓ 9.65% 11.40 | 10.64 ⇓ 5.76% | 11.10 | 10.30 # 30000 #
DBH 1st MF-A 10/500 E:0.00 P: BV:10.00 | 7% :-610
D: 11.50 ⇓ 9.45% 12.70 | 11.94 ⇓ 8.51% | 12.60 | 11.50 # 1712500 #
C: 11.70 ⇓ 8.59% 12.80 | 11.99 ⇓ 8.47% | 12.40 | 11.60 # 107500 #
IFIC 1st MF-A 10/500 E:0.00 P: BV:10.00 | :-
D: 10.80 ⇓ 9.24% 11.90 | 11.06 ⇓ 10.01% | 11.60 | 10.80 # 958500 #
C: 10.80 ⇓ 9.24% 11.90 | 10.90 ⇓ 8.17% | 11.20 | 10.80 # 63000 #
Phoenix Fin. 1st MF-A 10/500 E:0.00 P: BV:10.00 | :-
D: 11.30 ⇓ 9.60% 12.50 | 11.85 ⇓ 8.21% | 12.50 | 11.30 # 345000 #
C: 11.50 ⇓ 8.73% 12.60 | 11.46 ⇓ 10.75% | 11.60 | 11.40 # 7000 #
ICB AMCL3rd NRB MF-A 10/500 E:0.00 P: BV:10.00 | :-
D: 9.80 ⇓ 7.55% 10.60 | 9.96 ⇓ 7.95% | 10.60 | 9.70 # 978500 #
C: 9.80 ⇓ 8.41% 10.70 | 9.92 ⇓ 8.49% | 10.90 | 9.70 # 62000 #
1st Janata Bank MF-A 10/500 E:0.00 P: BV:0.00 | :-
D: 8.90 ⇓ 8.25% 9.70 | 9.12 ⇓ 6.65% | 9.60 | 8.80 # 1116000 #
C: 8.90 ⇓ 8.25% 9.70 | 9.14 ⇓ 5.87% | 9.80 | 8.80 # 108500 #

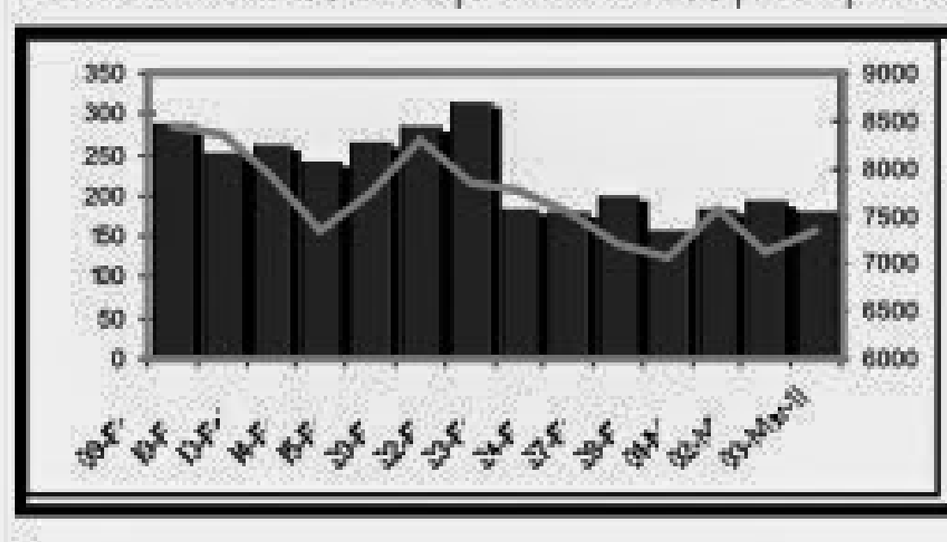

I'VEST
Index: 7333
Chn.: 2.85%
TO (MTk): 178.40
Chn.: -8.34%
EPS: 35.57
PE: 30.53

Green Delta M.F.-A 10/500 E:0.00 P: BV:0.00 | :-
D: 8.90 ⇓ 8.25% 9.70 | 9.07 ⇓ 6.97% | 9.30 | 8.80 # 827500 #
C: 9.10 ⇓ 3.19% 9.40 | 9.19 ⇓ 3.26% | 9.40 | 8.60 # 33000 #
Popular Life 1st M.F.-A 10/500 E:0.00 P: BV:0.00 | :-
D: 8.00 ⇓ 9.09% 8.80 | 8.20 ⇓ 9.29% | 8.80 | 8.00 # 1619500 #
C: 8.10 ⇓ 8.99% 8.90 | 8.32 ⇓ 8.07% | 8.60 | 8.10 # 162000 #
IFIL Islamic M.F.1-A 10/500 E:0.00 P: BV:0.00 | :-
D: 8.20 ⇓ 7.87% 8.90 | 8.41 ⇓ 6.03% | 8.70 | 8.10 # 940000 #
C: 8.50 ⇓ 3.41% 8.80 | 8.31 ⇓ 7.67% | 8.80 | 8.10 # 97000 #
PHP 1st M. F.-A 10/500 E:0.00 P: BV:0.00 | :-
D: 8.10 ⇓ 8.99% 8.90 | 8.32 ⇓ 8.37% | 8.90 | 8.10 # 2057000 #
C: 8.10 ⇓ 10.00% 9.00 | 8.40 ⇓ 7.69% | 9.00 | 8.10 # 301000 #
AIBL 1st Is. M. F.-A 10/500 E:0.00 P: BV:0.00 | :-
D: 9.10 ⇓ 8.08% 9.90 | 9.10 ⇓ 7.99% | 9.30 | 9.00 # 4500 #
C: 9.10 ⇓ 9.00% 10.00 | 9.07 ⇓ 9.30% | 9.30 | 9.00 # 3500 #
MBL 1st M. F.-A 10/500 E:0.00 P: BV:0.00 | :-
D: 9.00 ⇓ 4.26% 9.40 | 9.00 ⇓ 5.16% | 9.00 | 9.00 # 500 #

ENGINEERING

Aftab Auto.-A 10/50 E:15.08 P:14.94 BV:55.51 | 10%, 30%B :-810
D: 225.3 ⇓ 8.71% 246.8 | 225.42 ⇓ 11.80% | 230.0 | 225.3 # 191750 #
C: 227.4 ⇓ 8.71% 249.1 | 229.45 ⇓ 11.06% | 250.0 | 227.4 # 60800 #
Aziz PipesZ 100/5 E:6.20 P:59.72 BV:-375.16 | No Div. :-1209
D: 370.3 ⇓ 7.61% 400.8 | 370.16 ⇓ 8.28% | 374.0 | 370.0 # 735 #
Olympic Ind. -A 100/50 E:54.89 P:25.62 BV:144.42 | 10%, 50%B :-610
D: 1406 ⇓ 6.25% 1500 | 1406 ⇓ 7.48% | 1406 | 1406 # 9700 #
C: 1402 ⇓ 6.19% 1495 | 1402 ⇓ 6.19% | 1402 | 1402 # 50 #
Bangladesh Lamps -A 100/5 E:81.17 P:25.26 BV:389.27 | 35% :-1209
D: 2050 ⇓ 4.64% 2150 | 2050 ⇓ 5.34% | 2050 | 2050 # 15 #
Eastern Cables-B 100/10 E:0.78 P:706.4 BV:156.76 | 5% :-1209
D: 551.0 ⇓ 6.49% 589.3 | 561.72 ⇓ 4.24% | 580.0 | 546.0 # 7590 #
C: 509.3 ⇓ 7.41% 550.0 | 524.10 ⇓ 5.77% | 591.0 | 508.8 # 920 #
Monno Stafllers -A 100/5 E:38.82 P:57.66 BV:372.50 | 10% :-1209
D: 2238 ⇓ 4.83% 2352 | 2238 ⇓ 4.83% | 2240 | 2236 # 25 #
Singer BD -A 100/5 E:176.83 P:30.98 BV:481.68 | 30% :-1209
D: 5478 ⇓ 3.75% 5691 | 5478 ⇓ 3.92% | 5540 | 5478 # 1690 #
C: 5476 ⇓ 3.75% 5690 | 5476 ⇓ 3.77% | 5477 | 5476 # 155 #
Atlas BD-A 10/50 E:16.19 P:16.57 BV:39.28 | 100%, 1B:3 :-610
D: 268.3 ⇓ 8.74% 294.0 | 272.97 ⇓ 7.93% | 306.0 | 268.3 # 54874 #
BD. Autocars -B 100/5 E:5.37 P:64.11 BV:57.62 | 5%B :-610
D: 344.3 ⇓ 5.88% 365.8 | 344.28 ⇓ 5.84% | 360.0 | 335.0 # 125 #
Quasem Drycells -A 10/500 E:1.74 P:42.36 BV:22.53 | 20%B :-610
D: 73.70 ⇓ 9.90% 81.80 | 74.87 ⇓ 12.80% | 81.50 | 73.70 # 143000 #
C: 78.50 ⇓ 8.83% 86.10 | 78.50 ⇓ 8.80% | 79.00 | 77.50 # 3000 #

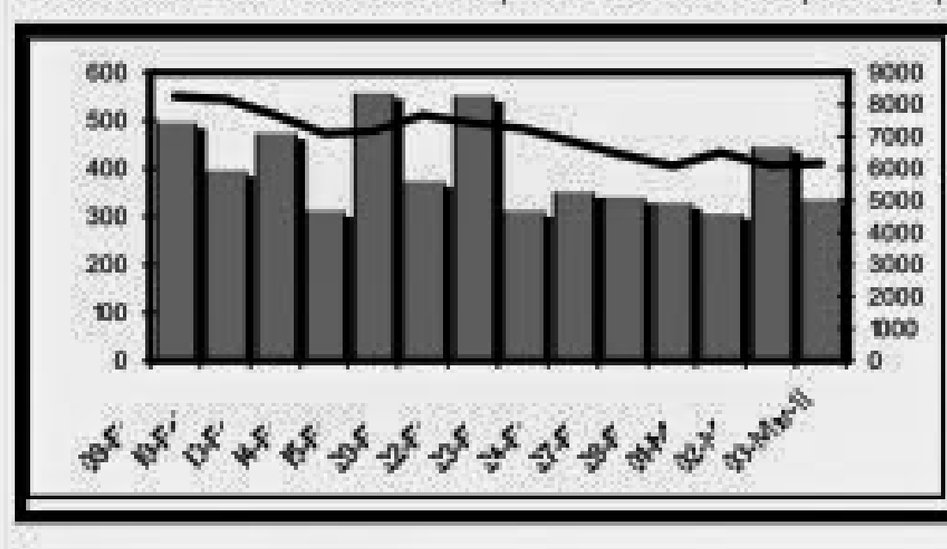

ENGG
Index: 6176
Chn.: 1.38%
TO (MTk): 335.65
Chn.: -24.11%
EPS: 46.36
PE: 23.77

Renwick Jajneswar-B 100/5 E:35.57 P:20.76 BV:-273.62 | 10% :-609
D: 738.5 ⇓ 7.40% 797.5 | 738.68 ⇓ 7.38% | 740.0 | 737.8 # 85 #
National Tubes -A 100/10 E:35.70 P:27.49 BV:297.85 | 25% :-610
D: 981.5 ⇓ 4.87% 1032 | 977.86 ⇓ 6.79% | 1020 | 967.5 # 2740 #
BD. Thai Alum -A 100/10 E:34.02 P:21.74 BV:495.60 | 20%B :-1209
D: 739.8 ⇓ 7.47% 799.5 | 741.42 ⇓ 9.80% | 770.0 | 739.8 # 12900 #
C: 747.8 ⇓ 7.49% 808.3 | 748.12 ⇓ 8.68% | 770.0 | 747.8 # 2000 #
Anwar Galvanizing -Z 100/50 E:0.13 P:2115 BV:75.55 | No Div. :-610
D: 275.0 ⇓ 5.09% 289.8 | 279.98 ⇓ 3.40% | 300.0 | 265.0 # 3150 #
Kay & Que (BD) -A 100/50 E:2.72 P:111.2 BV:331.18 | 5%B :-1209
D: 302.5 ⇓ 7.91% 328.5 | 302.94 ⇓ 9.08% | 310.0 | 300.0 # 635 #
Rangpur Foundry -A 10/500 E:2.11 P:38.01 BV:15.14 | 20.50% :-1209
D: 80.20 ⇓ 9.89% 89.00 | 80.51 ⇓ 11.76% | 81.50 | 80.10 # 24500 #
C: 77.00 ⇓ 9.94% 85.50 | 77.00 ⇓ 12.89% | 77.00 | 77.00 # 1000 #
S. Alam Steel -A 100/50 E:22.86 P:20.91 BV:109.85 | 17% :-908
D: 478.0 ⇓ 7.50% 516.8 | 478.60 ⇓ 11.05% | 500.0 | 478.0 # 14400 #
C: 482.8 ⇓ 7.47% 521.8 | 485.39 ⇓ 9.90% | 522.0 | 482.8 # 7700 #
Golden Son -A 10/500 E:1.08 P:59.17 BV:24.70 | 12.50%B :-1209
D: 63.90 ⇓ 10.00% 71.00 | 64.31 ⇓ 11.87% | 69.50 | 63.90 # 1127124 #
C: 63.70 ⇓ 9.65% 70.50 | 64.02 ⇓ 12.45% | 68.90 | 63.50 # 67000 #
BSRM Steels-A 100/50 E:34.43 P:42.62 BV:7.50 | 15%B :-1209
D: 1467 ⇓ 6.25% 1565 | 1468 ⇓ 7.13% | 1502 | 1467 # 15900 #
C: 1461 ⇓ 6.24% 1558 | 1462 ⇓ 7.13% | 1501 | 1461 # 5000 #
Navana CNG-A 10/100 E:6.68 P:20.21 BV:20.24 | 10%, 20%B :-310
D: 135.0 ⇓ 10.00% 150.0 | 135.42 ⇓ 10.26% | 144.0 | 135.0 # 176330 #
C: 131.8 ⇓ 9.97% 146.4 | 133.10 ⇓ 11.44% | 145.0 | 131.8 # 47400 #
Deshbandhu Polymer-N 10/500 E:3.47 P:17.00 BV:13.63 | :-
D: 59.00 ⇓ 9.92% 65.50 | 60.52 ⇓ 8.86% | 63.90 | 59.00 # 391000 #
C: 58.40 ⇓ 9.88% 64.80 | 60.26 ⇓ 8.88% | 63.00 | 58.40 # 131500 #
National Polymer -A 100/10 E:24.27 P:24.02 BV:411.86 | 18% :-610
D: 583.0 ⇓ 7.42% 629.8 | 588.37 ⇓ 8.40% | 629.0 | 582.8 # 1520 #
C: 601.3 ⇓ 7.50% 650.0 | 601.25 ⇓ 7.82% | 601.3 | 601.3 # 10 #

FOOD & ALLIED

Apex FoodsA 100/5 E:15.01 P:50.45 BV:704.00 | 12% :-610
D: 757.3 ⇓ 7.03% 814.5 | 759.68 ⇓ 7.65% | 770.3 | 757.0 # 1710 #
Bangas -A 100/5 E:14.61 P:82.63 BV:134.45 | 25%B :-610
D: 1207 ⇓ 6.01% 1285 | 1207 ⇓ 6.56% | 1215 | 1205 # 207 #
BATBCL -A 10/50 E:34.48 P:16.15 BV:56.04 | 300% :-1209
D: 556.8 ⇓ 7.46% 601.7 | 561.54 ⇓ 8.65% | 585.0 | 556.6 # 46850 #
C: 546.9 ⇓ 7.46% 591.0 | 560.73 ⇓ 7.49% | 580.0 | 546.7 # 1700 #
GeminiSeaFood A 100/5 E:36.95 P:49.17 BV:-88.73 | 12% :-610
D: 1817 ⇓ 4.88% 1910 | 1818 ⇓ 7.88% | 1899 | 1810 # 350 #
National Tea -A 100/5 E:156.78 P:30.51 BV:483.00 | 20% :-1209
D: 4784 ⇓ 3.48% 4957 | 4793 ⇓ 3.37% | 4999 | 4769 # 905 #
Zeal Bangla Sugar -Z 10/100 E:-14.35 P:-1.01 BV:-110.74 | No Div. :-609
D: 14.50 ⇓ 6.45% 15.50 | 14.51 ⇓ 6.99% | 16.40 | 14.00 # 2350 #

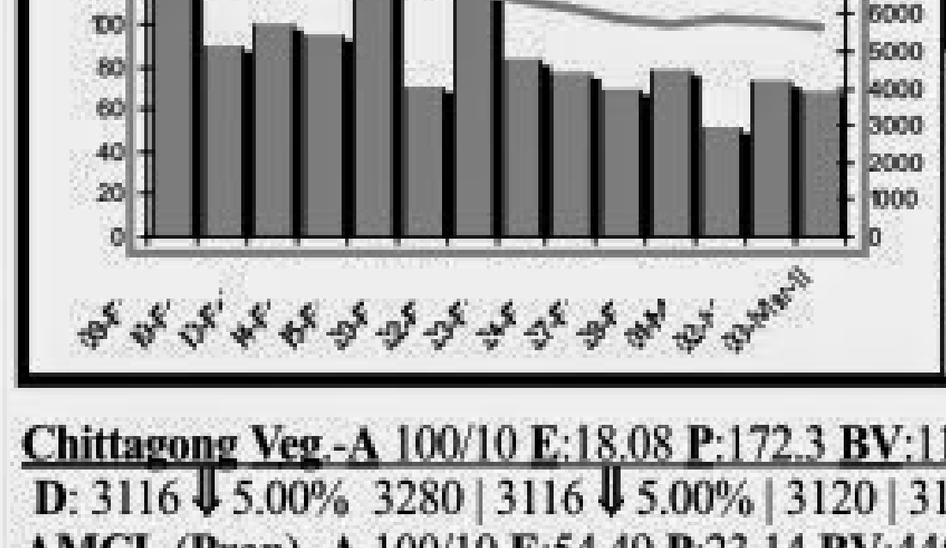

FOOD
Index: 5674
Chn.: -2.03%
TO (MTk): 68.17
Chn.: -6.24%
EPS: 103.43
PE: 19.94

Chittagong Veg.-A 100/10 E:18.08 P:172.3 BV:114.28 | 20%B :-610
D: 3116 ⇓ 5.00% 3280 | 3116 ⇓ 5.00% | 3120 | 3116 # 1680 #
AMCL (Pran) -A 100/10 E:54.49 P:23.14 BV:445.10 | 30% :-610
D: 1261 ⇓ 5.01% 1328 | 1255 ⇓ 6.58% | 1300 | 1250 # 1430 #
Shampur Sugar -Z 10/100 E:0.00 P: BV:-251.10 | No Div. :-609
D: 13.60 ⇓ 8.72% 14.90 | 13.67 ⇓ 8.87% | 14.80 | 13.50 # 3000 #
Rahima Food -A 100/50 E:8.22 P:45.32 BV:47.75 | 10% :-610
D: 372.5 ⇓ 8.53% 407.3 | 373.73 ⇓ 8.94% | 380.0 | 371.8 # 2530 #
C: 383.5 ⇓ 6.80% 411.5 | 383.42 ⇓ 6.82% | 399.0 | 375.5 # 300 #
Fu-Wang Food A 10/100 E:0.60 P:66.17 BV:10.89 | 20%B :-610
D: 39.70 ⇓ 9.98% 44.10 | 40.61 ⇓ 11.16% | 43.60 | 39.70 # 355154 #
C: 40.40 ⇓ 9.82% 44.80 | 40.94 ⇓ 11.12% | 45.00 | 40.40 # 45200 #
Meghna PET Ind. -Z 10/500 E:-1.64 P:-9.70 BV:0.20 | No Div. :-610
D: 15.90 ⇓ 8.62% 17.40 | 16.03 ⇓ 10.45% | 16.90 | 15.70 # 25000 #
Meghna Con. Milk -B 10/500 E:0.59 P:67.12 BV:-34.71 | 5% :-610
D: 39.60 ⇓ 9.79% 43.90 | 39.78 ⇓ 13.22% | 42.50 | 39.60 # 131000 #
Beach Hatchery -A 10/500 E:1.53 P:40.13 BV:12.11 | 12%B :-1209
D: 61.40 ⇓ 9.97% 68.20 | 62.29 ⇓ 12.33% | 67.20 | 61.40 # 380500 #
C: 62.30 ⇓ 8.65% 68.20 | 62.27 ⇓ 11.86% | 65.00 | 61.40 # 23000 #
Fine Foods Z 10/500 E:2.49 P:24.94 BV:11.41 | 25%B :-610
D: 62.10 ⇓ 10.00% 69.00 | 63.92 ⇓ 11.28% | 67.70 | 62.10 # 93500 #
C: 62.50 ⇓ 9.81% 69.30 | 62.53 ⇓ 9.70% | 62.60 | 62.40 # 2000 #

FUEL & POWER

BOC (BD) Ltd. -A 10/50 E:40.08 P:12.64 BV:120.81 | 177% :-1209
D: 506.6 ⇓ 6.77% 543.4 | 517.00 ⇓ 6.41% | 543.0 | 504.0 # 31150 #
C: 516.7 ⇓ 7.40% 558.0 | 516.73 ⇓ 7.39% | 517.0 | 516.2 # 150 #
Padma Oil Co. -A 10/100 E:21.69 P:25.91 BV:71.94 | 100% :-610
D: 562.0 ⇓ 7.49% 607.5 | 572.17 ⇓ 7.13% | 625.0 | 562.0 # 58200 #
C: 584.7 ⇓ 4.27% 610.8 | 576.84 ⇓ 6.18% | 623.0 | 565.0 # 6550 #
Eastern Lubricants -A 10/50 E:5.00 P:97.00 BV:57.00 | 30% :-610
D: 485.0 ⇓ 7.41% 523.8 | 485.00 ⇓ 7.41% | 485.0 | 485.0 # 100 #
Bangladesh Welding -A 10/500 E:1.01 P:156.7 BV:26.15 | 15% B :-1209
D: 158.3 ⇓ 9.70% 175.3 | 158.19 ⇓ 12.17% | 165.0 | 157.9 # 66000 #
C: 168.0 ⇓ 6.30% 179.3 | 168.00 ⇓ 7.97% | 175.0 | 162.0 # 2500 #
Summit Power -A 10/100 E:2.35 P:41.02 BV:15.66 | 25%B :-1209
D: 96.40 ⇓ 9.99% 107.1 | 98.76 ⇓ 10.19% | 110.0 | 96.40 # 538000 #
C: 95.80 ⇓ 9.96% 106.4 | 97.83 ⇓ 10.39% | 104.0 | 95.80 # 110000 #
DESCO Ltd. -A 100/50 E:85.91 P:17.62 BV:409.16 | 15%, 30%B :-610
D: 1514 ⇓ 6.18% 1614 | 1546 ⇓ 4.40% | 1714 | 1514 # 79115 #
C: 1692 ⇓ 5.21% 1785 | 1692 ⇓ 4.72% | 1750 | 1685 # 1700 #
Power Grid Co. -A 100/50 E:38.36 P:16.40 BV:374.34 | 10%, 15%B :-610
D: 629.3 ⇓ 7.22% 678.3 | 655.94 ⇓ 4.36% | 727.0 | 627.5 # 97100 #
C: 629.0 ⇓ 7.36% 679.0 | 652.08 ⇓ 5.05% | 724.5 | 629.0 # 4500 #

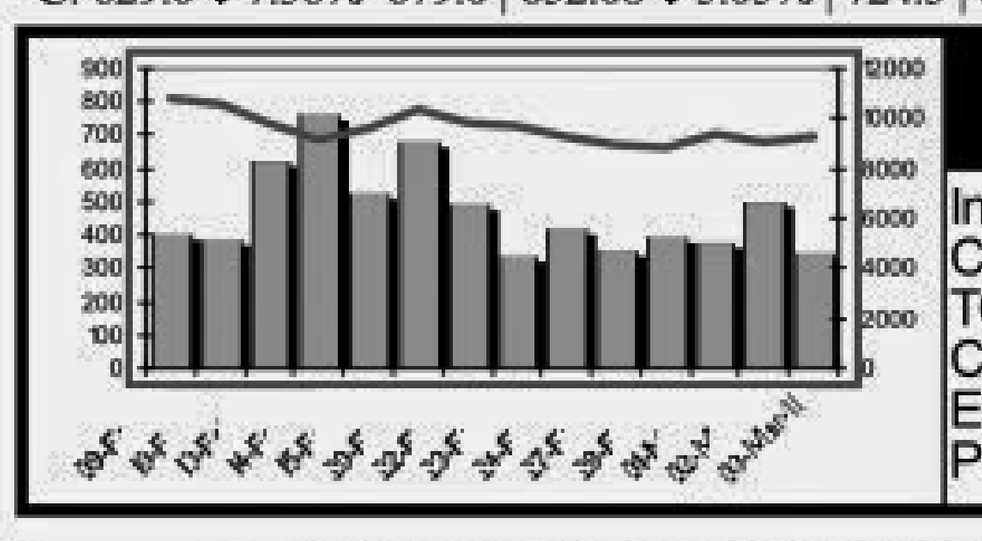

F&P
Index: 9246
Chn.: 2.03%
TO (MTk): 340.53
Chn.: -31.48%
EPS: 52.34
PE: 15.44

Jamuna Oil -A 10/100 E:9.32 P:23.05 BV:38.23 | 40% :-609
D: 214.8 ⇓ 8.01% 233.5 | 218.94 ⇓ 7.22% | 248.0 | 213.3 # 124800 #
C: 213.6 ⇓ 8.72% 234.0 | 219.00 ⇓ 6.85% | 245.0 | 213.6 # 11400 #
Meghna Petroleum -A 10/100 E:8.25 P:18.74 BV:26.53 | 40%,5%B :-609
D: 154.6 ⇓ 9.80% 171.4 | 168.11 ⇓ 3.13% | 188.0 | 154.3 # 259905 #
C: 158.8 ⇓ 8.63% 173.8 | 172.47 ⇓ 0.99% | 189.7 | 156.5 # 5805 #
Titas Gas A 100/50 E:60.88 P:11.10 BV:200.15 | 25%, 10%B :-610
D: 676.0 ⇓ 6.44% 722.5 | 704.93 ⇓ 2.91% | 770.0 | 670.0 # 443680 #
C: 675.3 ⇓ 6.41% 721.5 | 699.50 ⇓ 3.54% | 770.0 | 670.0 # 23060 #
Khulna Power-A 10/100 E:2.43 P:32.59 BV:15.24 | 10%,15%B :-1209
D: 79.20 ⇓ 9.90% 87.90 | 81.52 ⇓ 9.92% | 86.10 | 79.20 # 318750 #
C: 78.60 ⇓ 9.97% 87.30 | 81.54 ⇓ 9.18% | 88.90 | 78.60 # 171215 #

JUTE

Jute SpinnersA 100/5 E:37.33 P:37.50 BV:528.94 | 20% :-610
D: 1400 ⇓ 4.36% 1464 | 1400 ⇓ 4.36% | 1400 | 1400 # 5 #
Sonali Ansh -A 100/5 E:46.76 P:27.07 BV:2148.33 | 10%, 20%B :-610
D: 1266 ⇓ 6.24% 1350 | 1266 ⇓ 6.62% | 1300 | 1266 # 620 #

TEXTILE

Al-Haj Textile -Z 10/50 E:-2.28 P:-21.4 BV:32.80 | No Div. :-610
D: 48.70 ⇓ 9.98% 54.10 | 49.72 ⇓ 8.11% | 53.80 | 48.70 # 42100 #
Saiham Tex.A 10/100 E:0.94 P:90.11 BV:10.53 | 100%B :-610
D: 84.70 ⇓ 9.99% 94.10 | 85.33 ⇓ 13.41% | 94.10 | 84.70 # 153200 #
C: 86.10 ⇓ 9.94% 95.60 | 86.53 ⇓ 12.72% | 95.00 | 86.10 # 24100 #
Modern Dyeing -Z 100/5 E:4.03 P:102.0 BV:103.83 | 4% :-609
D: 411.0 ⇓ 1.20% 416.0 | 411.12 ⇓ 1.17% | 413.0 | 411.0 # 125 #

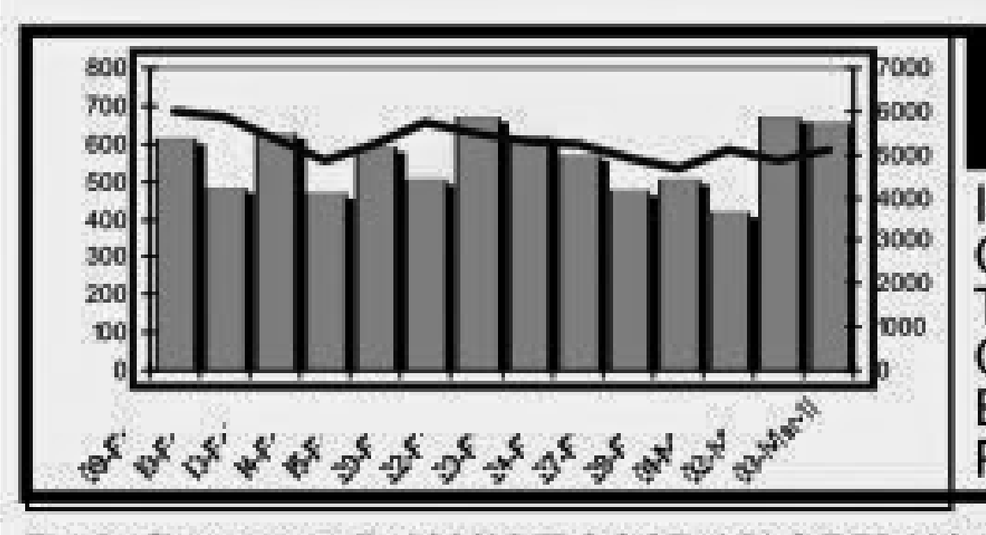

TEXT
Index: 5089
Chn.: 5.10%
TO (MTk): 656.79
Chn.: -2.49%
EPS: 19.61
PE: 27.83

Desh Garments -B 100/10 E:2.26 P:151.3 BV:110.69 | 5% :-610
D: 342.0 ⇓ 6.17% 364.5 | 342.16 ⇓ 6.48% | 342.5 | 342.0 # 170 #
Dulamia CottonZ 100/10 E:-8.32 P:-24.8 BV:-173.12 | No Div. :-610
D: 206.0 ⇓ 8.34% 224.8 | 206.35 ⇓ 9.05% | 220.0 | 205.3 # 1290 #
Tallu Spinning -A 100/10 E:3.19 P:133.8 BV:110.43 | 10%B :-610
D: 426.8 ⇓ 8.08% 464.3 | 426.80 ⇓ 9.03% | 427.0 | 426.8 # 2190 #
BEXTEX -A 10/200 E:2.00 P:23.95 BV:22.81 | 15%B :-1209
D: 47.90 ⇓ 9.96% 53.20 | 48.50 ⇓ 12.52% | 53.20 | 47.90 # 2562349 #
C: 48.00 ⇓ 9.94% 53.30 | 48.75 ⇓ 12.32% | 53.50 | 48.00 # 710800 #
Mithun Knitting -A 100/20 E:39.30 P:31.21 BV:174.54 | 25%B :-610
D: 1227 ⇓ 6.25% 1308 | 1227 ⇓ 7.16% | 1227 | 1227 # 1120 #
C: 1319 ⇓ 5.69% 1398 | 1319 ⇓ 5.69% | 1319 | 1319 # 20 #
Delta SpinnersA 100/20 E:10.36 P:34.44 BV:232.50 | 10% :-610
D: 356.8 ⇓ 8.70% 390.8 | 359.57 ⇓ 10.53% | 380.0 | 356.8 # 14220 #
C: 358.3 ⇓ 8.73% 392.5 | 364.82 ⇓ 9.81% | 392.5 | 358.3 # 2440 #
Prime Textile -A 100/50 E:16.07 P:26.65 BV:697.12 | 11% :-610
D: 428.3 ⇓ 8.00% 465.5 | 428.43 ⇓ 10.24% | 440.0 | 428.0 # 8300 #
C: 428.5 ⇓ 7.20% 461.8 | 428.56 ⇓ 9.40% | 450.0 | 424.3 # 1800 #
Alltex Industries -Z 100/50 E:-12.20 P:-10.2 BV:118.51 | No Div. :-609
D: 125.0 ⇓ 9.91% 138.8 | 125.64 ⇓ 11.81% | 130.5 | 125.0 # 27750 #
C: 124.3 ⇓ 9.96% 138.0 | 125.47 ⇓ 13.42% | 142.0 | 124.3 # 5250 #
Anlima Yarn -A 100/50 E:0.48 P:600.5 BV:107.70 | 5% :-609
D: 288.3 ⇓ 8.71% 315.8 | 289.52 ⇓ 11.46% | 310.0 | 288.3 # 9550 #
C: 285.0 ⇓ 7.32% 307.5 | 285.00 ⇓ 10.22% | 285.0 | 285.0 # 50 #
H.R. Textile -A 100/50 E:15.55 P:29.50 BV:135.20 | 5%, 10%B :-910
D: 458.8 ⇓ 6.09% 488.5 | 459.55 ⇓ 9.31% | 461.0 | 451.0 # 2050 #
C: 469.3 ⇓ 7.17% 505.5 | 469.18 ⇓ 7.19% | 470.0 | 468.0 # 350 #
CMC Kamal Tex. -A 10/100 E:0.92 P:148.4 BV:15.24 | 10%B :-1209
D: 136.5 ⇓ 9.96% 151.6 | 136.50 ⇓ 12.65% | 137.0 | 136.5 # 66200 #
Safko Spinning-Z 100/50 E:-29.83 P:-12.6 BV:57.14 | No Div. :-1209
D: 377.0 ⇓ 8.55% 412.3 | 377.55 ⇓ 8.64% | 382.3 | 376.3 # 2300 #
Square Textile -A 10/50 E:3.21 P:45.17 BV:46.37 | 16%, 15%B :-1209
D: 145.0 ⇓ 9.99% 161.1 | 147.17 ⇓ 8.90% | 160.1 | 145.0 # 137800 #
C: 141.8 ⇓ 9.74% 157.1 | 147.97 ⇓ 6.76% | 164.0 | 141.8 # 3400 #
Metro Spinning -A 10/500 E:3.20 P:16.88 BV:23.96 | 20%B :-610
D: 54.00 ⇓ 10.00% 60.00 | 55.06 ⇓ 10.44% | 58.90 | 54.00 # 278600 #
C: 55.30 ⇓ 9.20% 60.90 | 55.26 ⇓ 12.45% | 56.90 | 54.90 # 11800 #
Maksons Spin-A 10/500 E:4.06 P:10.42 BV:20.78 | 25%B :-910
D: 42.30 ⇓ 10.00% 47.00 | 43.08 ⇓ 10.64% | 47.00 | 42.30 # 2044125 #
C: 42.20 ⇓ 9.83% 46.80 | 43.16 ⇓ 10.62% | 47.00 | 42.20 # 291500 #
Dacca Dyeing-A 10/500 E:1.34 P:39.18 BV:12.88 | 12%B :-610
D: 52.50 ⇓ 9.95% 58.30 | 53.34 ⇓ 11.17% | 60.00 | 52.50 # 440000 #
C: 53.50 ⇓ 7.12% 57.60 | 53.52 ⇓ 8.90% | 60.00 | 51.90 # 29000 #
R. N. Spinning-A 10/250 E:1.62 P:44.57 BV:11.06 | 10%B :-1209
D: 72.20 ⇓ 9.98% 80.20 | 73.02 ⇓ 11.41% | 76.50 | 72.20 # 575750 #
C: 72.00 ⇓ 10.00% 80.00 | 73.08 ⇓ 11.41% | 78.20 | 72.00 # 57800 #
Beximco Syn.-A 100/20 E:1.95 P:218.5 BV:333.49 | 7.5%, 7.5%B :-1209
D: 426.0 ⇓ 8.04% 463.3 | 430.30 ⇓ 8.33% | 440.0 | 426.0 # 32520 #
C: 416.8 ⇓ 8.26% 454.3 | 419.76 ⇓ 8.99% | 440.0 | 416.8 # 4620 #
Malek Spinning-A 10/500 E:1.51 P:37.55 BV:35.64 | 10% :-610
D: 56.70 ⇓ 10.00% 63.00 | 57.81 ⇓ 10.83% | 65.00 | 56.70 # 614000 #
C: 56.70 ⇓ 10.00% 63.00 | 57.57 ⇓ 12.04% | 64.00 | 56.70 # 63500 #

Pharmaceutical & Chemical

Ambee Pharma -A 10/50 E:3.45 P:102.6 BV:23.71 | 30% :-1209
D: 354.0 ⇓ 7.96% 384.6 | 354.56 ⇓ 8.09% | 370.1 | 354.0 # 3050 #
Beximco Pharma -A 10/50 E:3.59 P:27.74 BV:56.57 | 15%B :-1209
D: 99.60 ⇓ 9.95% 110.6 | 100.82 ⇓ 11.30% | 109.0 | 99.60 # 476856 #
C: 99.40 ⇓ 9.96% 110.4 | 101.02 ⇓ 10.53% | 108.0 | 99.40 # 91427 #
GlaxoSK (BD) -A 10/50 E:34.05 P:20.36 BV:114.65 | 200% :-1210
D: 693.4 ⇓ 6.64% 742.7 | 697.95 ⇓ 8.73% | 738.0 | 687.0 # 4200 #
ACI Limited- A 10/50 E:30.64 P:8.09 BV:145.66 | 105% :-1209
D: 248.0 ⇓ 8.69% 271.6 | 248.67 ⇓ 9.77% | 270.0 | 248.0 # 15350 #
C: 251.2 ⇓ 8.32% 274.0 | 251.15 ⇓ 10.68% | 260.0 | 250.1 # 1750 #
Renata Ltd. -A 100/5 E:333.90 P:33.48 BV:1173.19 | 60%, 25%B :-1209
D: 11180 ⇓ 2.61% 11479 | 11184 ⇓ 2.72% | 11200 | 11180 # 1120 #
Reckitt Benckiser -A 10/50 E:41.90 P:19.29 BV:36.39 | 250% :-1208
D: 808.4 ⇓ 1.74% 822.7 | 803.70 ⇓ 3.39% | 840.0 | 761.2 # 2800 #
Pharma Aids A 100/5 E:16.01 P:120.4 BV:208.86 | 30%, 500%B :-610
D: 1927 ⇓ 4.82% 2025 | 1927 ⇓ 5.18% | 1949 | 1924 # 140 #
The Ibn SinaA 100/10 E:45.58 P:26.91 BV:199.45 | 7.5%, 20%B :-1209
D: 1227 ⇓ 5.20% 1294 | 1251 ⇓ 5.37% | 1280 | 1225 # 3000 #
C: 1280 ⇓ 6.23% 1365 | 1280 ⇓ 6.23% | 1280 | 1280 # 150 #

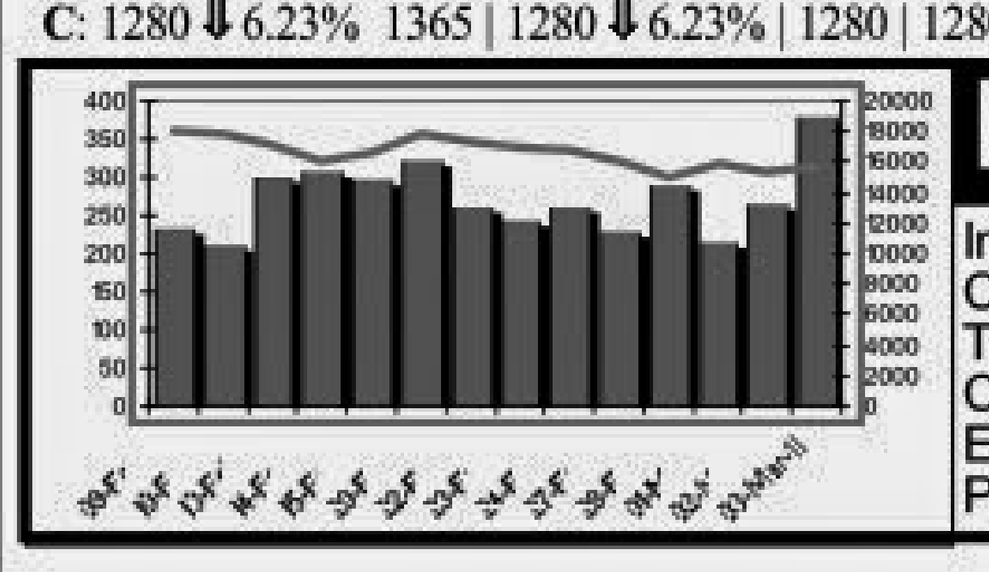

Pharm
Index: 15645
Chn.: 2.07%
TO (MTk): 378.22
Chn.: 44.01%
EPS: 68.88
PE: 26.69

Libra Infusions-A 100/20 E:61.61 P:51.13 BV:15647.10 | 20% :-610
D: 3150 ⇓ 4.26% 3290 | 3150 ⇓ 4.26% | 3150 | 3150 # 40 #
Orion Infusions -A 100/20 E:12.87 P:43.86 BV:99.39 | 12.5% :-609
D: 564.5 ⇓ 7.50% 610.3 | 566.31 ⇓ 10.06% | 585.0 | 564.5 # 16520 #
C: 580.0 ⇓ 7.42% 626.5 | 579.95 ⇓ 7.42% | 580.0 | 579.8 # 200 #
Square Pharma -A 100/1 E:138.36 P:21.58 BV:765.68 | 35%, 30%B :-0310
D: 2986 ⇓ 5.00% 3143 | 2991 ⇓ 5.63% | 3113 | 2986 # 49494 #
C: 2971 ⇓ 5.00% 3127 | 2986 ⇓ 6.32% | 3065 | 2971 # 3072 #
Imam Button -A 100/50 E:-10.49 P:-29.6 BV:90.92 | 10%B :-610
D: 311.0 ⇓ 8.66% 340.5 | 311.00 ⇓ 8.70% | 311.0 | 311.0 # 500 #
Keya Cosmetics -A 10/500 E:3.01 P:25.12 BV:19.11 | 15% :-609
D: 75.60 ⇓ 9.89% 83.90 | 76.92 ⇓ 10.87% | 81.00 | 75.60 # 195000 #
C: 75.40 ⇓ 9.59% 83.40 | 77.30 ⇓ 10.18% | 82.50 | 75.30 # 10000 #
Keya Detergent-A 10/500 E:2.40 P:26.25 BV:19.37 | 10% :-609
D: 63.00 ⇓ 9.35% 69.50 | 63.23 ⇓ 12.34% | 65.90 | 62.60 # 96000 #
C: 62.70 ⇓ 9.78% 69.50 | 63.11 ⇓ 10.13% | 65.50 | 62.60 # 8500 #
Berger Paints-A 10/50 E:25.00 P:26.66 BV:57.25 | 150% :-1209
D: 666.5 ⇓ 7.19% 718.1 | 672.53 ⇓ 5.27% | 700.0 | 664.7 # 10000 #
ACI Formu. -A 10/100 E:5.30 P:15.60 BV:28.92 | 25% :-1209
D: 82.70 ⇓ 9.52% 91.40 | 83.46 ⇓ 11.56% | 90.20 | 82.30 # 26100 #
C: 82.90 ⇓ 9.69% 91.80 | 84.15 ⇓ 12.20% | 86.00 | 82.70 # 5700 #
Marico BD-A 10/50 E:16.45 P:28.08 BV:47.36 | 25% (I) :-0311
D: 461.9 ⇓ 7.49% 499.3 | 469.96 ⇓ 6.94% | 492.1 | 461.9 # 16850 #
C: 490.0 ⇓ 6.65% 524.9 | 490.00 ⇓ 9.13% | 490.0 | 490.0 # 100 #
Beacon Pharma Ltd.-Z 10/500 E:0.13 P:326.9 BV:12.04 | No Div. :-610
D: 42.50 ⇓ 9.96% 47.20 | 43.12 ⇓ 9.90% | 44.50 | 42.50 # 69500 #
C: 42.50 ⇓ 9.96% 47.20 | 42.80 ⇓ 9.36% | 44.00 | 42.50 # 24500 #
Active Fine Chem.-N 10/500 E:0.00 P: BV:0.00 | :-
D: 58.80 ⇓ 9.95% 65.30 | 59.42 ⇓ 12.13% | 67.00 | 58.80 # 174000 #
C: 59.30 ⇓ 9.88% 65.80 | 59.75 ⇓ 12.17% | 62.80 | 59.30 # 32500 #

PAPER & PACKAGING

Hakkani P& Paper -B 10/500 E:0.52 P:74.62 BV:12.38 | 5% :-610
D: 38.80 ⇓ 9.35% 42.80 | 38.85 ⇓ 9.42% | 39.00 | 38.70 # 1000 #
C: 37.10 ⇓ 9.51% 41.00 | 37.09 ⇓ 10.41% | 37.10 | 37.00 # 4500 #

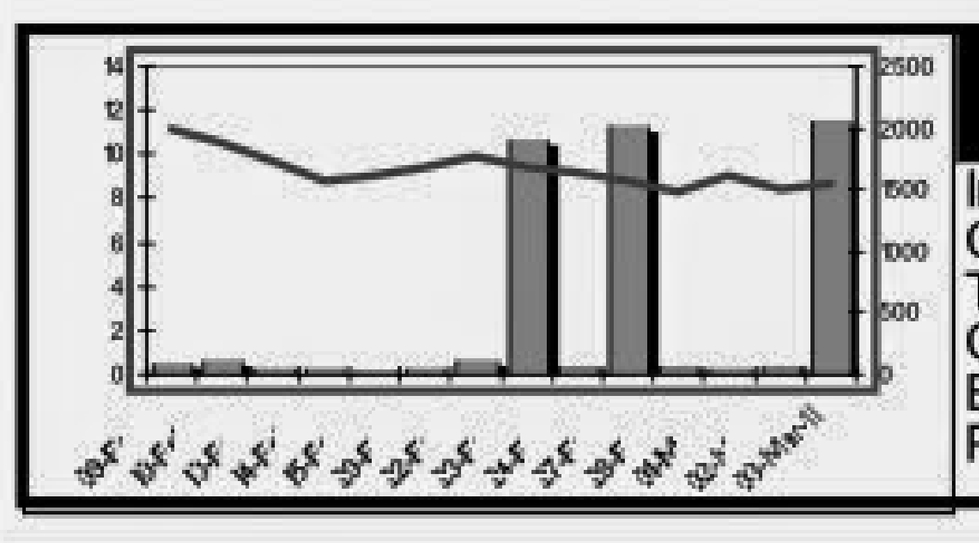

Paper
Index: 1547
Chn.: 2.40%
TO (MTk): 11.58
Chn.: 3633.54%
EPS: 8.48
PE: 41.40

SERVICE

Samorita HospitalA 100/50 E:27.77 P:39.07 BV:168.80 | 15%B :-609
D: 1085 ⇓ 6.08% 1155 | 1086 ⇓ 6.73% | 1100 | 1085 # 1050 #
Summit A. Port.-N 10/100 E:3.33 P:31.08 BV:24.55 | 20%, 10%B :-1209
D: 103.5 ⇓ 9.92% 114.9 | 104.10 ⇓ 13.18% | 112.0 | 103.5 # 176600 #
C: 103.6 ⇓ 9.99% 115.1 | 105.28 ⇓ 13.21% | 115.1 | 103.6 # 33000 #

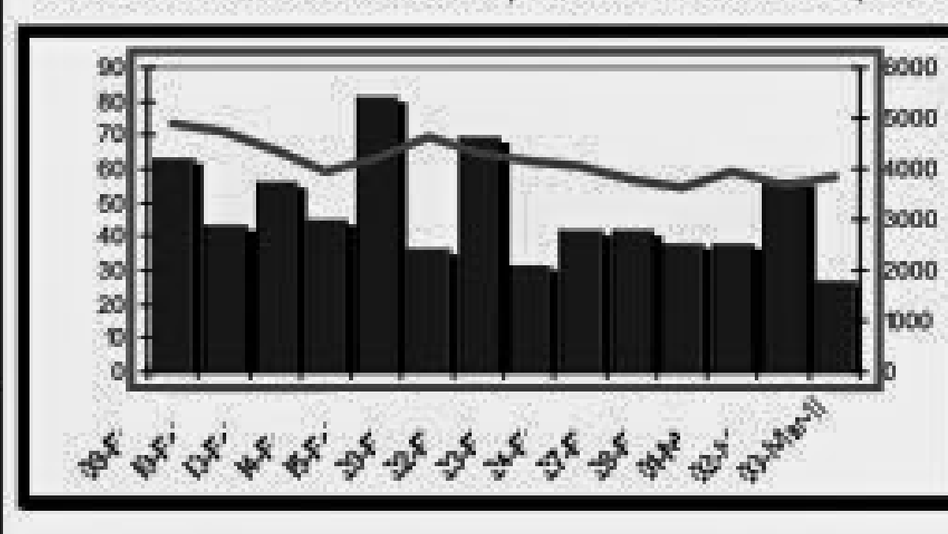

SERV
Index: 3844
Chn.: 4.52%
TO (MTk): 26.97
Chn.: -52.61%
EPS: 35.68
PE: 24.52

Ocean Containers-A 10/100 E:3.39 P:26.93 BV:40.91 | 10%, 10%B :-1209
D: 91.30 ⇓ 9.96% 101.4 | 94.46 ⇓ 10.34% | 99.00 | 91.30 # 39100 #
C: 90.70 ⇓ 9.84% 100.6 | 92.20 ⇓ 10.17% | 97.50 | 90.60 # 14010 #
Eastern Housing -A 100/20 E:35.90 P:20.68 BV:149.86 | 25% :-710
D: 742.5 ⇓ 7.48% 802.5 | 743.46 ⇓ 9.14% | 753.0 | 742.5 # 17800 #
C: 744.0 ⇓ 7.49% 804.3 | 748.59 ⇓ 9.00% | 805.0 | 744.0 # 4820 #

LEATHER

Apex Tannery -A 100/10 E:93.74 P:13.05 BV:562.52 | 25% :-610
D: 1223 ⇓ 6.25% 1305 | 1228 ⇓ 6.49% | 1248 | 1223 # 12560 #
C: 1214 ⇓ 6.24% 1295 | 1214 ⇓ 6.22% | 1214 | 1214 # 60 #
Bata Shoe Ltd. -A 10/100 E:32.85 P:14.20 BV:71.41 | 105% :-1209
D: 466.5 ⇓ 7.42% 503.9 | 469.75 ⇓ 8.75% | 479.0 | 466.5 # 34600 #
C: 478.6 ⇓ 7.45% 517.1 | 478.55 ⇓ 7.46% | 478.7 | 478.5 # 2200 #

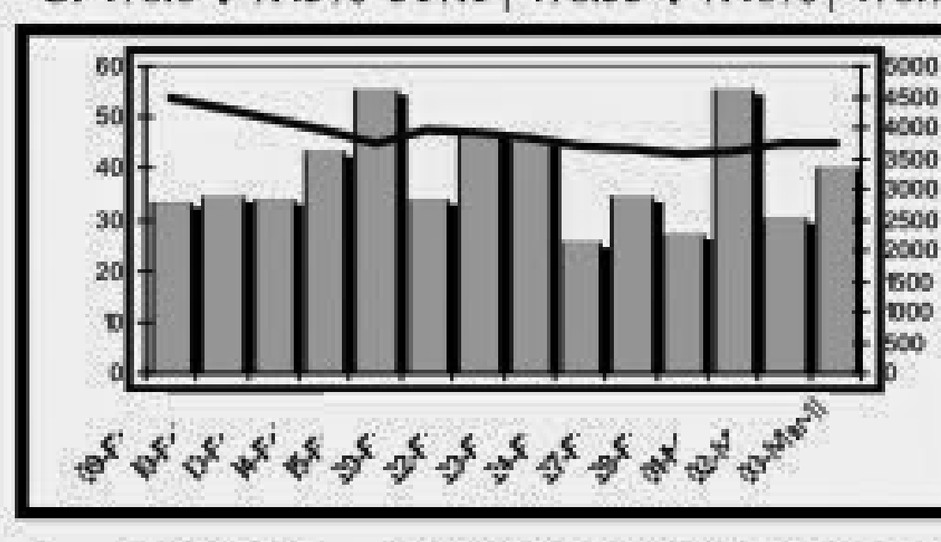

Leath.
Index: 3744
Chn.: -0.17%
TO (MTk): 40.28
Chn.: 34.20%
EPS: 86.73
PE: 14.49

ApexAdelchi Ftr -A 100/20 E:188.03 P:15.95 BV:653.00 | 35% :-1209
D: 3000 ⇓ 4.78% 3151 | 3001 ⇓ 5.34% | 3050 | 3000 # 3420 #
Samata LeatheR -Z 100/50 E:-2.13 P:-68.0 BV:118.74 | No Div. :-609
D: 144.8 ⇓ 9.95% 160.8 | 144.75 ⇓ 10.00% | 144.8 | 144.8 # 350 #
Legacy Footwear -Z 10/500 E:0.51 P:58.63 BV:18.88 | 10% :-1209
D: 29.90 ⇓ 9.94% 33.20 | 29.90 ⇓ 10.61% | 29.90 | 29.90 # 2000 #

CERAMIC

Monno Ceramic -A 100/5 E:2.37 P:284.3 BV:173.80 | 20% B :-610
D: 673.8 ⇓ 7.48% 728.3 | 675.22 ⇓ 9.41% | 779.0 | 673.8 # 2065 #
Standard Ceramic -B 100/50 E:4.88 P:100.8 BV:147.83 | 5%B :-610
D: 491.8 ⇑ 5.24% 467.3 | 492.58 ⇑ 5.40% | 499.0 | 430.0 # 10800 #
Fu-wang Ceramic-A 100/50 E:4.60 P:74.18 BV:126.00 | 10%B :-610
D: 341.3 ⇓ 8.70% 373.8 | 345.61 ⇓ 10.11% | 358.8 | 341.3 # 41260 #
C: 349.3 ⇓ 7.24% 376.5 | 349.13 ⇓ 8.98% | 355.0 | 343.8 # 1400 #
Shinepukur Cera-A 10/100 E:1.78 P:39.83 BV:25.65 | 15%B :-1209
D: 70.90 ⇓ 9.91% 78.70 | 72.36 ⇓ 11.08% | 80.50 | 70.90 # 898745 #
C: 73.60 ⇓ 7.77% 79.80 | 73.20 ⇓ 10.60% | 77.00 | 71.90 # 69000 #

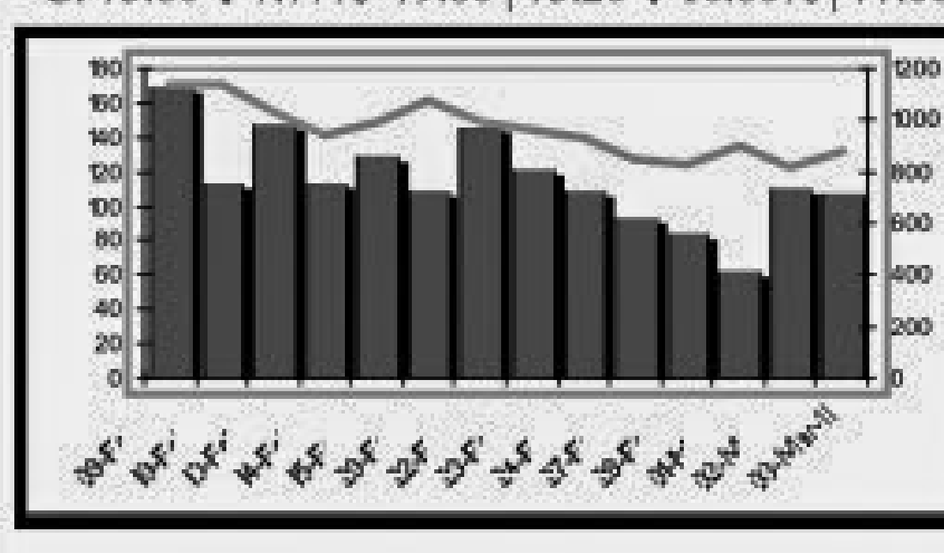

Cera.
Index: 876
Chn.: 6.83%
TO (MTk): 107.79
Chn.: -2.34%
EPS: 19.99
PE: 38.83

RAK Ceramics(BD) Ltd-N 10/200 E:2.55 P:41.92 BV:18.04 | 15%, 10%B :-1210
D: 106.9 ⇓ 9.94% 118.7 | 107.51 ⇓ 12.52% | 118.6 | 106.9 # 149800 #
C: 104.9 ⇓ 9.96% 116.5 | 105.64 ⇓ 11.24% | 109.0 | 104.9 # 48400 #

CEMENT

HeidelbergCement -A 100/5 E:151.00 P:18.64 BV:703.00 | 33% :-1208
D: 2815 ⇓ 5.00% 2963 | 2882 ⇓ 3.21% | 3020 | 2815 # 16080 #
C: 2775 ⇓ 4.82% 2915 | 2774 ⇓ 6.92% | 2800 | 2771 # 130 #
ConfidenceCement A 10/20 E:5.72 P:33.11 BV:92.26 | 10%, 20%B :-1209
D: 189.4 ⇓ 8.72% 207.5 | 191.34 ⇓ 10.95% | 205.0 | 189.4 # 315960 #
C: 189.1 ⇓ 8.74% 207.2 | 192.59 ⇓ 10.21% | 207.2 | 189.1 # 65760 #

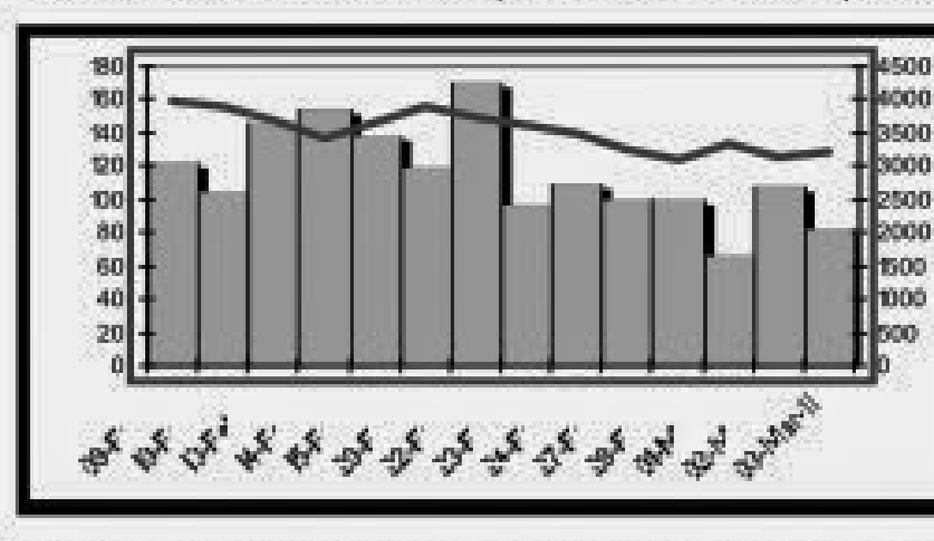

Cemn.
Index: 3225
Chn.: 2.92%
TO (MTk): 82.21
Chn.: -24.19%
EPS: 30.22
PE: 20.83

MeghnaCement -A 10/100 E:5.87 P:32.93 BV:29.91 | 35% :-1209
D: 193.3 ⇓ 8.73% 211.8 | 195.12 ⇓ 11.54% | 208.0 | 193.3 # 88600 #
C: 199.4 ⇓ 8.74% 218.5 | 200.68 ⇓ 9.73% | 207.0 | 199.4 # 5300 #
Aramit Cement -A 100/50 E:43.35 P:23.16 BV:59.75 | 12% :-1209
D: 1004 ⇓ 6.08% 1069 | 1004 ⇓ 6.23% | 1019 | 1002 # 600 #
C: 1002 ⇓ 6.18% 1068 | 1002 ⇓ 10.05% | 1002 | 1002 # 550 #
LafargeS Cement-Z 100/50 E:17.15 P:21.01 BV:76.30 | No Div. :-1209
D: 360.3 ⇓ 8.10% 392.0 | 364.34 ⇓ 8.51% | 380.3 | 357.8 # 37300 #
C: 359.5 ⇓ 8.12% 391.3 | 361.42 ⇓ 9.75% | 366.0 | 357.3 # 3600 #

IT IINDUSTRIES

ISN Ltd. -A 10/500 E:1.07 P:25.42 BV:17.24 | 10%B :-1209
D: 27.20 ⇓ 9.63% 30.10 | 27.61 ⇓ 13.01% | 29.60 | 27.20 # 126500 #
C: 28.40 ⇓ 9.27% 31.30 | 28.41 ⇓ 9.41% | 29.90 | 28.20 # 14000 #
BDCOM Online-A 10/500 E:1.16 P:26.55 BV:11.62 | 13%B :-610
D: 30.80 ⇓ 9.94% 34.20 | 31.30 ⇓ 11.66% | 35.40 | 30.80 # 88240 #
C: 30.70 ⇓ 9.97% 34.10 | 30.81 ⇓ 13.06% | 31.20 | 30.70 # 3500 #

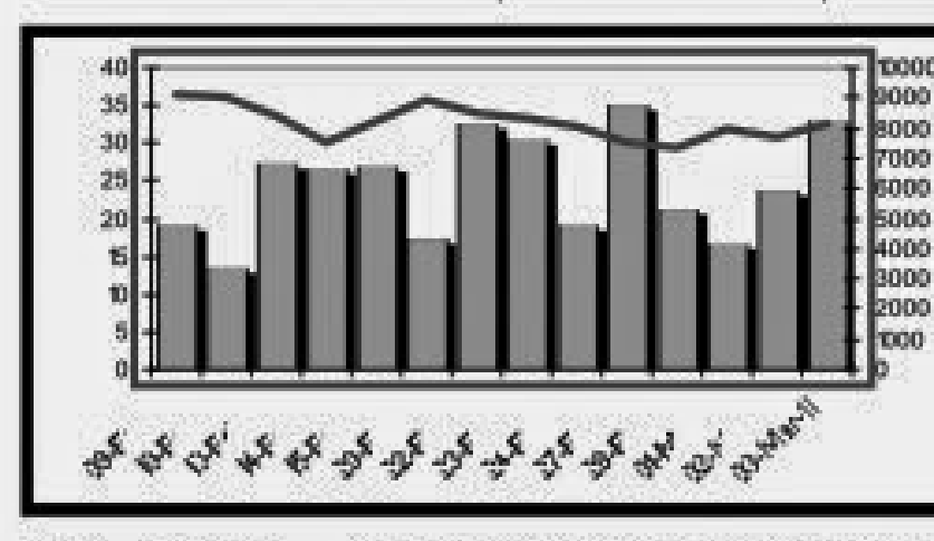

IT
Index: 8102
Chn.: 5.48%
TO (MTk): 33.09
Chn.: 38.78%
EPS: 12.44
PE: 23.21

In Tech Online -A 10/500 E:0.30 P:81.00 BV:10.08 | 10%B :-1209
D: 24.30 ⇓ 9.67% 26.90 | 25.05 ⇓ 9.57% | 26.60 | 24.30 # 104500 #
C: 24.50 ⇓ 8.92% 26.90 | 24.54 ⇓ 10.50% | 25.00 | 24.30 # 4500 #
Agni Systems -A 10/500 E:1.15 P:32.96 BV:14.86 | 12.50% :-610
D: 37.90 ⇓ 9.98% 42.10 | 38.38 ⇓ 10.47% | 41.30 | 37.90 # 207000 #
C: 37.70 ⇓ 9.81% 41.80 | 38.11 ⇓ 11.78% | 40.00 | 37.70 # 26500 #
Daffodil Comp.-A 10/500 E:0.57 P:40.00 BV:10.58 | 10%B :-610
D: 22.80 ⇓ 9.16% 25.10 | 22.85 ⇓ 11.50% | 24.80 | 22.60 # 228500 #
C: 23.00 ⇓ 9.80% 25.50 | 23.31 ⇓ 10.62% | 25.00 | 20.10 # 127300 #

GENERAL INSURANCE

BGIC -A 10/100 E:1.84 P:25.43 BV:36.29 | 10%B :-1209
D: 46.80 ⇓ 9.83% 51.90 | 47.20 ⇓ 11.83% | 51.00 | 46.80 # 159900 #
C: 46.80 ⇓ 9.83% 51.90 | 47.37 ⇓ 12.62% | 52.90 | 46.80 # 38060 #
GreenDeltaInsu -A 10/100 E:5.70 P:34.75 BV:49.91 | 25% :-1209
D: 198.1 ⇓ 8.71% 217.0 | 201.39 ⇓ 9.99% | 212.0 | 198.1 # 64700 #
C: 203.3 ⇓ 7.84% 220.6 | 203.35 ⇓ 9.60% | 215.0 | 201.3 # 5300 #
United Insur -A 100/10 E:17.76 P:70.09 BV:190.83 | 10%, 20%B :-1209
D: 1245 ⇓ 6.11% 1326 | 1245 ⇓ 6.97% | 1300 | 1243 # 620 #
Peoples Insur -A 10/100 E:1.51 P:33.64 BV:15.58 | 1B:3 :-1208
D: 50.80 ⇓ 9.93% 56.40 | 50.98 ⇓ 14.19% | 55.60 | 50.80 # 107200 #
C: 50.00 ⇓ 9.58% 55.30 | 50.21 ⇓ 13.83% | 52.00 | 49.80 # 34800 #
Eastern Insur A 100/20 E:12.12 P:62.03 BV:318.42 | 20%B :-1209
D: 751.8 ⇓ 7.33% 811.3 | 754.23 ⇓ 7.91% | 766.0 | 751.0 # 700 #
C: 797.5 ⇓ 7.27% 860.0 | 797.50 ⇓ 7.27% | 797.5 | 797.5 # 500 #
Janata InsurA 100/20 E:11.13 P:122.3 BV:121.95 | 12%B :-1209
D: 1362 ⇑ 1.06% 1348 | 1372 ⇑ 1.52% | 1400 | 1264 # 1480 #
C: 1304 ⇓ 6.24% 1391 | 1304 ⇓ 6.24% | 1304 | 1304 # 20 #
Phoenix Insur -A 10/200 E:2.48 P:32.10 BV:20.10 | 25%B :-1209
D: 79.60 ⇓ 9.95% 88.40 | 79.90 ⇓ 12.80% | 88.00 | 79.60 # 52800 #
C: 82.50 ⇓ 9.84% 91.50 | 82.54 ⇓ 9.77% | 83.40 | 82.40 # 1400 #
Eastland Insur -A 100/20 E:35.95 P:27.87 BV:190.69 | 30%B :-1209
D: 1002 ⇓ 6.25% 1069 | 1004 ⇓ 9.12% | 1099 | 1002 # 8164 #
C: 1019 ⇓ 6.21% 1086 | 1019 ⇓ 6.22% | 1019 | 1019 # 200 #

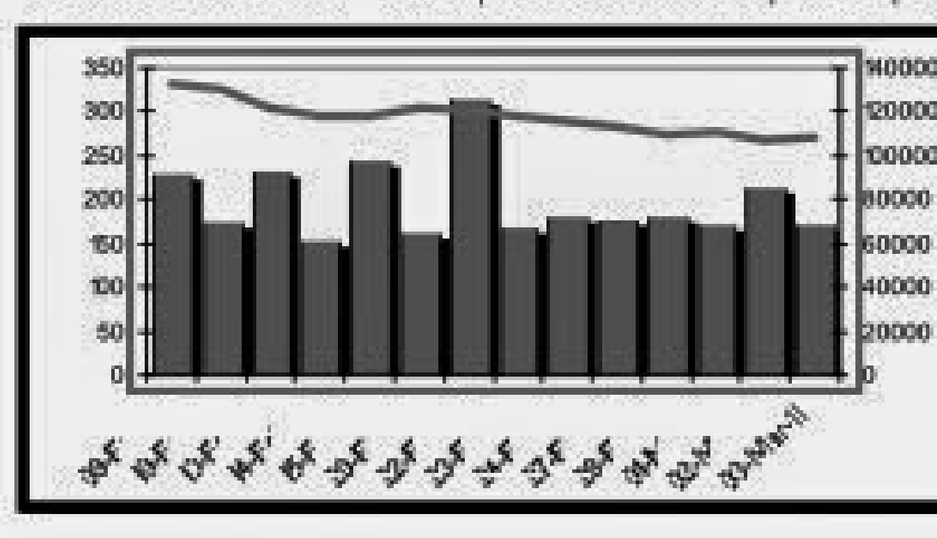

G Ins.
Index: 11069
Chn.: 1.62%
TO (MTk): 170.51
Chn.: -20.17%
EPS: 96.13
PE: 22.87

Central Insur -A 100/20 E:22.51 P:26.61 BV:240.46 | 15%B :-1209
D: 599.0 ⇓ 7.45% 647.3 | 599.88 ⇓ 9.07% | 608.0 | 599.0 # 960 #
C: 735.5 ⇓ 7.48% 795.0 | 735.50 ⇓ 7.48% | 735.5 | 735.5 # 200 #
Karnaphuli Insur -A 10/100 E:1.76 P:32.61 BV:13.65 | 15%B :-1209
D: 57.40 ⇓ 9.89% 63.70 | 57.75 ⇓ 12.91% | 60.60 | 57.40 # 111800 #
Rupali InsurA 10/100 E:2.45 P:39.22 BV:43.99 | 20%B :-1209
D: 96.10 ⇓ 9.93% 106.7 | 96.79 ⇓ 13.02% | 102.0 | 96.10 # 45000 #
C: 100.4 ⇓ 9.63% 111.1 | 100.39 ⇓ 9.64% | 114.0 | 100.0 # 7000 #
Federal Insur.-A 10/100 E:1.16 P:113.6 BV:12.55 | 12%B :-1209
D: 131.8 ⇓ 9.97% 146.4 | 132.46 ⇓ 12.37% | 139.6 | 131.8 # 22100 #
C: 137.6 ⇓ 9.71% 152.4 | 137.60 ⇓ 10.74% | 148.0 | 137.2 # 11700 #
Reliance Insur -A 100/50 E:39.37 P:27.13 BV:313.10 | 30%B :-1209
D: 1068 ⇓ 6.01% 1137 | 1068 ⇓ 6.69% | 1070 | 1066 # 650 #
Purabi G Insu.A 100/50 E:38.16 P:39.33 BV:199.04 | 10%B :-1209
D: 1501 ⇓ 6.16% 1600 | 1501 ⇓ 6.17% | 1501 | 1501 # 50 #
Pragati Gen. I -A 100/10 E:26.12 P:38.19 BV:464.11 | 20%, 10%B :-1209
D: 997.5 ⇓ 6.23% 1064 | 1000 ⇓ 6.81% | 1023 | 997.5 # 1980 #
C: 1010 ⇓ 6.22% 1077 | 1012 ⇓ 6.08% | 1050 | 1010 # 52 #
Prime Insur -A 10/250 E:2.39 P:42.55 BV:11.98 | 20%B :-1209
D: 101.7 ⇓ 10.00% 113.0 | 102.55 ⇓ 12.01% | 112.0 | 101.7 # 37250 #
Pioneer Insur -A 100/50 E:28.35 P:39.86 BV:226.47 | 25%B :-1209
D: 1130 ⇓ 6.17% 1204 | 1130 ⇓ 6.17% | 1132 | 1130 # 5550 #
Mercantile Insur -A 100/50 E:16.41 P:49.10 BV:139.99 | 10%B :-1209
D: 805.8 ⇓ 7.20% 868.3 | 806.13 ⇓ 10.04% | 844.0 | 805.8 # 10550 #
Agrani Insur. -A 100/50 E:11.00 P:49.36 BV:136.78 | 10%B :-1209
D: 543.0 ⇓ 7.50% 587.0 | 543.02 ⇓ 10.40% | 544.5 | 543.0 # 11250 #
Global Insur. -A 100/50 E:10.95 P:46.69 BV:124.55 | 10%B :-1209
D: 511.3 ⇓ 7.47% 552.5 | 511.90 ⇓ 9.18% | 516.0 | 511.3 # 10600 #

Nitol Insurance -B 100/50 E:24.66 P:23.15 BV:138.13 | 12%B :-1208
D: 571.0 ⇓ 7.12% 614.8 | 571.47 ⇓ 9.06% | 572.0 | 571.0 # 2350 #
AsiaPasificInsu. -A 100/50 E:16.74 P:30.94 BV:196.39 | 10%B :-1209
D: 518.0 ⇓ 7.50% 560.0 | 519.39 ⇓ 9.25% | 535.0 | 518.0 # 24592 #
C: 527.3 ⇓ 7.50% 570.0 | 527.58 ⇓ 7.04% | 527.8 | 527.3 # 300 #
SonarBanglaInsu. -A 100/50 E:15.07 P:30.91 BV:113.62 | 10%B :-1209
D: 465.8 ⇓ 7.50% 503.5 | 467.25 ⇓ 10.07% | 490.0 | 465.8 # 10450 #
C: 485.8 ⇓ 7.48% 525.0 | 485.82 ⇓ 6.87% | 486.0 | 485.8 # 350 #
Paramount Insur-A 100/50 E:11.01 P:43.82 BV:120.17 | 10%B :-1209
D: 482.5 ⇓ 7.48% 521.5 | 484.38 ⇓ 7.99% | 492.0 | 482.5 # 2150 #
City G Insu.-A 10/100 E:1.36 P:57.21 BV:12.51 | 10%B :-1209
D: 77.80 ⇓ 9.43% 85.90 | 77.61 ⇓ 13.05% | 87.00 | 77.40 # 129200 #
C: 76.80 ⇓ 9.65% 85.00 | 76.67 ⇓ 12.37% | 78.90 | 76.50 # 17500 #
Continental Insur. -A 100/50 E:9.46 P:43.34 BV:131.92 | 10%B :-1209
D: 410.0 ⇓ 7.55% 443.5 | 406.60 ⇓ 10.66% | 420.0 | 406.0 # 13550 #
C: 427.0 ⇓ 6.15% 455.0 | 427.00 ⇓ 6.78% | 439.0 | 418.0 # 150 #
Takaful Islami Insu-A 100/50 E:22.00 P:30.08 BV:137.70 | 15%B :-1209
D: 661.8 ⇓ 6.53% 708.0 | 661.06 ⇓ 8.07% | 675.0 | 655.0 # 2600 #
C: 652.5 ⇓ 7.08% 702.3 | 652.57 ⇓ 8.36% | 658.0 | 650.0 # 550 #
Standard Insur.-A 100/50 E:13.36 P:34.39 BV:111.95 | 10% B :-1209
D: 459.5 ⇓ 7.36% 496.0 | 461.41 ⇓ 7.63% | 481.0 | 458.8 # 5250 #
C: 459.0 ⇓ 7.55% 496.5 | 460.30 ⇓ 8.57% | 475.0 | 459.0 # 1150 #
NorthernGInsur-A 100/50 E:11.59 P:42.02 BV:107.32 | 15%B :-1209
D: 487.0 ⇓ 7.33% 525.5 | 489.34 ⇓ 9.17% | 525.5 | 486.5 # 3515 #
C: 494.3 ⇓ 7.18% 532.5 | 494.13 ⇓ 11.08% | 501.0 | 492.8 # 300 #
Republic Insu.-A 100/50 E:13.53 P:38.32 BV:115.94 | 10%B :-1209
D: 518.5 ⇓ 7.49% 560.5 | 520.38 ⇓ 9.42% | 598.0 | 518.5 # 8600 #
C: 539.3 ⇓ 3.71% 560.0 | 539.33 ⇓ 5.17% | 550.0 | 518.0 # 150 #
Asia Insu.-A 10/250 E:1.42 P:42.68 BV:17.69 | 10%B :-1209
D: 60.60 ⇓ 9.96% 67.30 | 60.65 ⇓ 11.76% | 61.10 | 60.60 # 54750 #
C: 61.20 ⇓ 9.87% 67.90 | 62.16 ⇓ 10.95% | 68.00 | 61.20 # 11000 #
Islami Ins.BD-Z 100/50 E:7.20 P:61.77 BV:126.82 | No Dividend :-1209
D: 444.8 ⇓ 7.63% 481.5 | 444.41 ⇓ 9.53% | 447.5 | 444.0 # 4600 #
Provati Ins.-Z 100/50 E:19.23 P:23.78 BV:136.86 | No Div. :-1209
D: 457.3 ⇓ 7.53% 494.5 | 457.43 ⇓ 7.77% | 458.0 | 457.3 # 1450 #
C: 480.3 ⇓ 4.52% 503.0 | 480.30 ⇓ 4.59% | 513.0 | 466.0 # 500 #

LIFE INSURANCE

National Life I -A 100/5 E:123.40 P:42.00 BV:809.94 | 55%B :-1209
D: 5183 ⇓ 3.75% 5384 | 5183 ⇓ 3.80% | 5201 | 5183 # 590 #
DeltaLifeInsu. -Z 100/5 E:385.32 P:81.81 BV:1893.97 | 30%, 20%B :-1204
D: 31523 ⇓ 0.94% 31822 | 31523 ⇓ 0.94% | 31523 | 31523 # 5 #
Sandhani Life -A 10/50 E:3.03 P:81.58 BV:63.71 | 45%B :-1209
D: 247.2 ⇓ 8.51% 270.2 | 247.90 ⇓ 8.80% | 251.2 | 246.6 # 15100 #

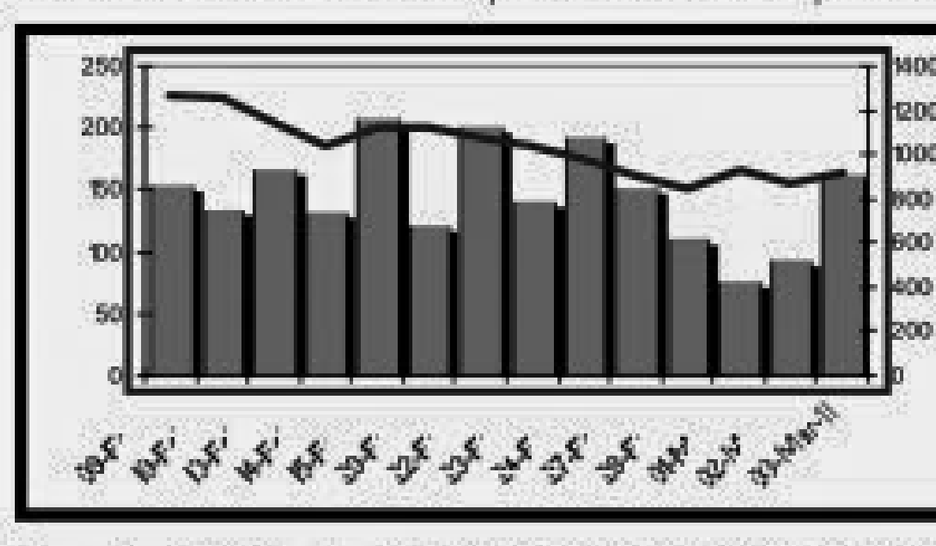

L Ins.
Index: 108779
Chn.: 1.11%
TO (MTk): 162.69
Chn.: 75.62%
EPS: 96.13
PE: 37.75

Popular Life I. -A 10/500 E:20.45 P:18.13 BV:60.17 | 35%B :-1209
D: 370.7 ⇓ 8.47% 405.0 | 377.22 ⇓ 6.93% | 405.0 | 370.0 # 49000 #
Fareast Is. Life -A 10/50 E:9.21 P:28.57 BV:60.79 | 45%B :-1209
D: 263.1 ⇓ 8.74% 288.3 | 266.50 ⇓ 10.54% | 290.0 | 263.1 # 166250 #
C: 260.2 ⇓ 8.73% 285.1 | 267.74 ⇓ 11.09% | 285.5 | 260.2 # 4000 #
MeghnaLifeIns. -A 10/50 E:10.82 P:23.60 BV:48.87 | 35%B :-1209
D: 255.3 ⇓ 8.72% 279.7 | 256.71 ⇓ 10.68% | 270.0 | 255.3 # 153400 #
C: 251.6 ⇓ 8.54% 275.1 | 254.30 ⇓ 9.27% | 276.0 | 251.1 # 5450 #
PragatiLife Insu. -A 100/50 E:6.03 P:513.5 BV:301.50 | 10% :-1209
D: 3097 ⇓ 4.80% 3253 | 3097 ⇓ 4.80% | 3169 | 3090 # 1050 #
Prime Is. Life -A 10/50 E:5.51 P:46.61 BV:27.10 | 35%B, 5% :-1209
D: 256.8 ⇓ 8.64% 281.1 | 259.38 ⇓ 9.94% | 278.0 | 256.6 # 56250 #
C: 266.2 ⇓ 3.86% 276.9 | 266.23 ⇓ 4.91% | 277.0 | 252.7 # 1800 #
RupaliLife Ins.-A 100/50 E:37.54 P:59.44 BV:312.48 | 10%B :-1209
D: 2231 ⇓ 4.99% 2349 | 2232 ⇓ 5.12% | 2232 | 2231 # 275 #
Progressive Life-A 100/50 E:12.36 P: BV:253.70 | 10% :-1209
C: 2681 ⇑ 0.92% 2656 | 2680 ⇑ 0.92% | 2699 | 2668 # 250 #

TELECOM

Grameenphone-A 10/200 E:7.93 P:21.77 BV:35.57 | 85% :-1210
D: 172.6 ⇓ 9.21% 190.1 | 176.54 ⇓ 9.27% | 188.3 | 172.6 # 1215668 #
C: 172.1 ⇓ 9.23% 189.6 | 174.29 ⇓ 10.06% | 181.0 | 172.1 # 278600 #

Travel & Leisure

UNITED AIR-B 10/100 E:1.13 P:37.43 BV:9.58 | 5%B :-0610
D: 42.30 ⇓ 10.00% 47.00 | 43.37 ⇓ 10.82% | 47.00 | 42.30 # 2998055 #
C: 42.30 ⇓ 10.00% 47.00 | 43.39 ⇓ 10.79% | 47.00 | 42.30 # 873910 #

MISCELLANEOUS

Aramit -A 10/50 E:15.92 P:20.10 BV:79.54 | 15%, 50%B :-1209
D: 320.0 ⇓ 7.78% 347.0 | 320.03 ⇓ 9.91% | 322.0 | 316.7 # 1700 #
C: 350.0 ⇓ 2.64% 359.5 | 350.00 ⇓ 2.64% | 390.0 | 330.0 # 150 #
BSCZ 100/5 E:66.71 P:43.29 BV:1014.30 | 10% :-610
D: 2888 ⇑ 2.87% 2808 | 2888 ⇑ 2.87% | 2888 | 2888 # 10 #
GQ Ball Pen A 10/50 E:9.72 P:13.93 BV:118.43 | 35% :-1209
D: 135.4 ⇓ 9.49% 149.6 | 136.94 ⇓ 9.17% | 147.3 | 135.0 # 8950 #
C: 134.0 ⇓ 9.76% 148.5 | 134.00 ⇓ 9.73% | 134.0 | 134.0 # 50 #
Usmania Glass -A 100/5 E:17.73 P:72.63 BV:355.35 | 21%, 20%B :-610
D: 1288 ⇓ 4.54% 1349 | 1310 ⇓ 3.85% | 1360 | 1280 # 818 #
C: 1241 ⇓ 6.22% 1323 | 1241 ⇓ 6.22% | 1241 | 1241 # 15 #

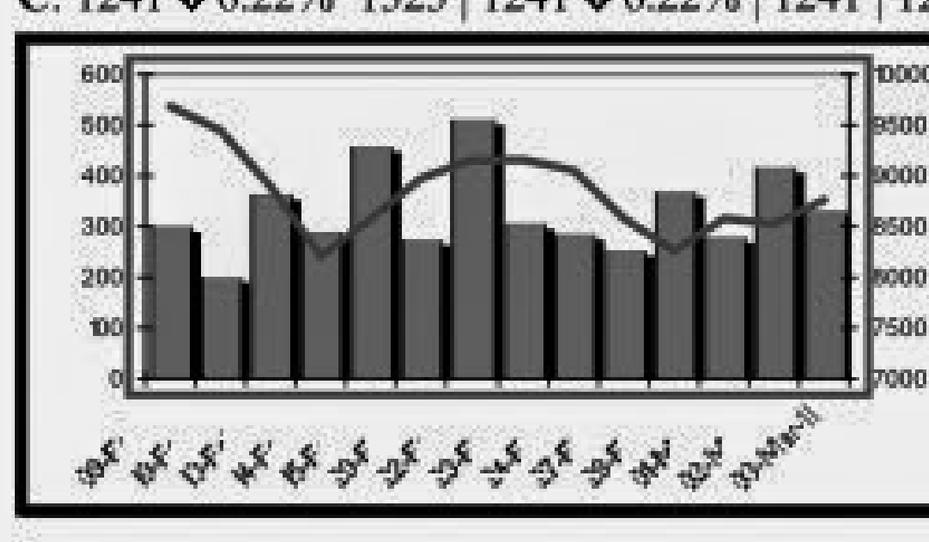

MISC.
Index: 8758
Chn.: 2.81%
TO (MTk): 333.92
Chn.: -19.79%
EPS: 155.10
PE: 13.50

Savar Refractories-B 100/5 E:5.56 P:100.2 BV:114.21 | No Div. :-610
D: 557.0 ⇓ 7.36% 601.3 | 557.00 ⇓ 7.39% | 557.0 | 557.0 # 15 #
BEXIMCO Ltd. -A 10/100 E:20.38 P:11.19 BV:63.73 | 60%B :-1209
D: 228.0 ⇓ 8.73% 249.8 | 229.60 ⇓ 10.73% | 249.0 | 228.0 # 983680 #
C: 227.2 ⇓ 8.72% 248.9 | 229.44 ⇓ 10.58% | 249.0 | 227.2 # 228800 #
Sinobangla Indu B 10/500 E:2.38 P:19.08 BV:23.34 | 5% :-1009
D: 45.40 ⇓ 9.92% 50.40 | 45.93 ⇓ 12.25% | 49.40 | 45.40 # 119000 #
C: 46.50 ⇓ 7.74% 50.40 | 46.51 ⇓ 7.75% | 53.00 | 46.10 # 9500 #
Miracle Industries -B 10/500 E:0.87 P:29.20 BV:16.05 | 5%B :-610
D: 25.40 ⇓ 9.93% 28.20 | 25.77 ⇓ 11.69% | 27.00 | 25.40 # 43150 #
C: 25.80 ⇓ 9.79% 28.60 | 25.80 ⇓ 9.70% | 25.80 | 25.80 # 1000 #

BOND

IBBLMPB-A 1000/5 E:0.00 P: BV:1000.00 | :-1207
D: 971.8 ⇓ 1.69% 988.5 | 974.76 ⇓ 1.52% | 988.5 | 971.0 # 8095 #
C: 953.5 ⇓ 1.95% 972.5 | 953.73 ⇓ 3.35% | 961.0 | 950.0 # 410 #
ACI ZERO Bond-N 1000/5 E:0.00 P: BV:1000.00 | :-
D: 773.5 ⇓ 1.59% 786.0 | 774.54 ⇓ 1.78% | 790.0 | 765.5 # 2600 #
C: 732.0 ⇓ 3.24% 756.5 | 732.16 ⇓ 3.24% | 740.0 | 731.0 # 155 #
Brac B. 25% C. Bond-N 1000/5 E:0.00 P: BV:0.00 | :-
D: 941.0 ⇑ 0.80% 933.5 | 941.05 ⇑ 0.80% | 950.0 | 901.5 # 55 #
C: 501.0 ⇓ 45.16% 913.5 | 501.00 ⇓ 45.14% | 501.0 | 501.0 # 5 #

NON TRADED ISSUES

Company	FV/ML (Tk./No.)	DSE LCP	DSE LTD	CSE LCP	CSE LTD
BANK					
Prime Bank-A	10/250	53.40	02/03/11	54.40	02/03/11
LankaBangla Fin.-A	10/500	319.90	02/03/11	313.90	02/03/11
INVESTMENT					
2nd ICB M F-A	100/5	3378.00	02/03/11	3600.00	22/02/11
3rd ICB M F-A	100/5	2175.25	02/03/11	2430.00	02/03/11
4th ICB M F-A	100/10	2401.50	15/02/11	2280.00	20/02/11
7th ICB M F-A	100/50	1222.25	02/03/11	1300.00	27/01/11
ENGINEERING					
Monno Jutex-A	100/5	2400.00	22/02/11	Not	Listed
Monno Stafllers-A	100/5	1926.00	02/03/11	Not	Listed
FOOD & ALLIED					
Fahad Industries Ltd.	10/500	Not	Listed	5.00	14/09/10
Alpha Tobacco-Z	10/50	24.60	30/09/10	27.20	30/09/10
BLTC-Z	100/5	243.75	30/09/10	Not	Listed
E.L. Camellia	100/5	5787.50	21/06/07	Not	Listed
Yousuf Flour-B	10/50	23.80	10/03/08	Not	Listed
BD. Plantation-A	100/5	2400.00	23/09/10	Not	Listed
Hill Plantation-A	100/5	1617.75	19/08/10	Not	Listed
Dhaka Fisheries-B	100/50	323.25	19/10/10	330.00	06/09/10
Gulf Foods-Z	100/50	170.75	27/09/10	155.00	27/09/10
Modern Industries-Z	100/5	137.00	08/08/10	Not	Listed
JUTE					
Northern Jute-Z	10/200	37.00	03/02/11	Not	Listed
TEXTILE					
Quasem Silk Mills-Z	10/500	12.10	30/09/10	Not	Listed
Apex Spinning-A	100/20	1438.00	02/03/11	1690.00	03/02/11
Apex Weaving-Z	100/50	154.00	19/10/10	159.50	19/10/10
Monno Fabrics-Z	100/50	77.50	19/10/10	72.25	19/10/10
PHARMA & CHEM.					
JMI-Bangla Co. Ltd.-B	100/50	Not	Listed	297.75	30/09/10
Bangla Process-B	100/5	1097.00	31/03/10	Not	Listed
Therapeutics-Z	100/10	410.25	30/09/10	420.00	20/09/10
PAPER and PACKAGING					
Azadi Printers-A	100/10	60.00	25/11/08	80.00	13/05/07
SERVICE					
BD.Hotels-A	10/50	13.20	21/09/08	Not	Listed
BD.Service-A	10/50	11.70	07/01/10	Not	Listed
MISCELLANEOUS					
Khaza Mosaic Tiles	10/500	Not	Listed	8.70	25/08/09
JAGO Corp. Ltd.	100/50	Not	Listed	39.75	30/09/10
The Engineers-A	100/5	111.00	01/12/04	Not	Listed
Himadri Ltd.-A	10/100	7.90	03/06/08	Not	Listed
Niloy Cement-Z	100/50	260.75	30/09/10	267.00	30/09/10
PadmaCement-Z	10/500	30.60	30/09/10	30.30	30/09/10

LCP= Last Closing Price, LTD= Last Traded Date

Note: "Closing" is the Closing Price of the day. "LastDay" means price of the previous trading day. "Change%" indicates the price difference in percentage and ⇓⇑ mark indicate the direction. "Avgerage" prices indicate weighted average prices of all transactions of the day. "High" and "Low" indicate the highest and lowest transacted price of the day and it is reported in separate table. For the companies having no transaction on the day, the prices have been reported from the last transaction day. E=Earning per Share, P=Price Earning Ratio, BV=Book Value per Share, Category is mentioned beside company name. All EPS & BV are diluted/restated (in applicable cases). Year end is mentioned beside the declared dividend figure which may not related to the year end of EPS & BV. EPS & BV would be updated after getting the audiated annual report of of that financial year. EPS/BV of Life Insurance was calculated by special formula which is approximate just to compair those figures among the companies under life insurance industry. These figures could not be compare with other industry's figures. Sectoral Index calculated by Chittagong Stock Exchange.

Prepared by & Copyright to: BUSINESS INFORMATION AUTOMATION SERVICE LINE (BIASL). All above information are collected from daily stock quotations and companies' published audited annual reports. High level of caution has been taken to collect and present the above information and data. The publisher will not take any responsibility if any body uses these information and data for his/her investment decision. For any query contact biasl@bol-online.com.Tel. 01552153562 or go to www.biasl.net